

# PROJECT PHASING

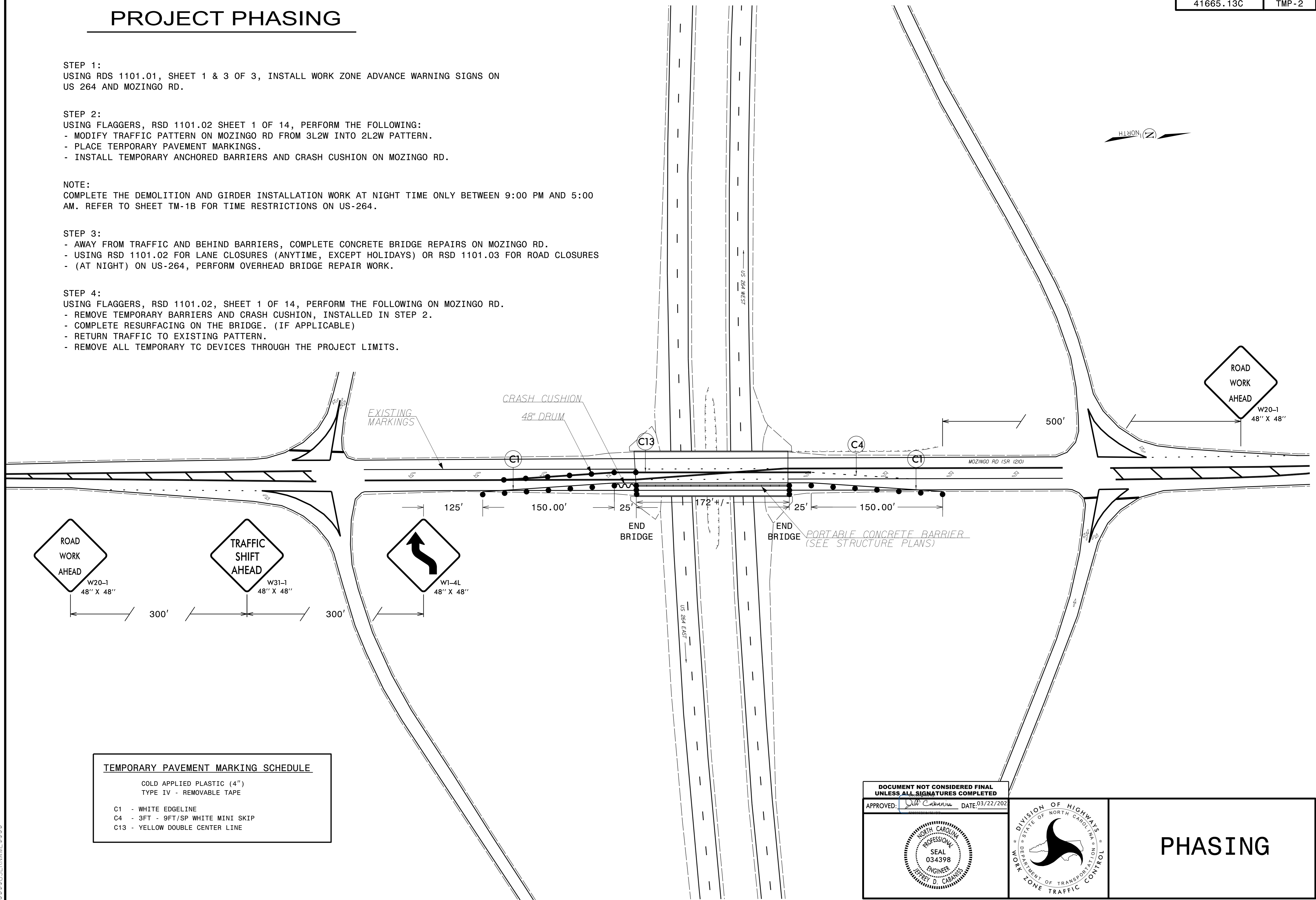
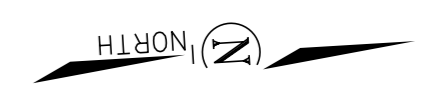
STEP 1:  
USING RDS 1101.01, SHEET 1 & 3 OF 3, INSTALL WORK ZONE ADVANCE WARNING SIGNS ON US 264 AND MOZINGO RD.

STEP 2:  
USING FLAGGERS, RSD 1101.02 SHEET 1 OF 14, PERFORM THE FOLLOWING:  
- MODIFY TRAFFIC PATTERN ON MOZINGO RD FROM 3L2W INTO 2L2W PATTERN.  
- PLACE TERPORARY PAVEMENT MARKINGS.  
- INSTALL TEMPORARY ANCHORED BARRIERS AND CRASH CUSHION ON MOZINGO RD.

NOTE:  
COMPLETE THE DEMOLITION AND GIRDER INSTALLATION WORK AT NIGHT TIME ONLY BETWEEN 9:00 PM AND 5:00 AM. REFER TO SHEET TM-1B FOR TIME RESTRICTIONS ON US-264.


STEP 3:  
- AWAY FROM TRAFFIC AND BEHIND BARRIERS, COMPLETE CONCRETE BRIDGE REPAIRS ON MOZINGO RD.  
- USING RSD 1101.02 FOR LANE CLOSURES (ANYTIME, EXCEPT HOLIDAYS) OR RSD 1101.03 FOR ROAD CLOSURES  
- (AT NIGHT) ON US-264, PERFORM OVERHEAD BRIDGE REPAIR WORK.

STEP 4:  
USING FLAGGERS, RSD 1101.02, SHEET 1 OF 14, PERFORM THE FOLLOWING ON MOZINGO RD.  
- REMOVE TEMPORARY BARRIERS AND CRASH CUSHION, INSTALLED IN STEP 2.  
- COMPLETE RESURFACING ON THE BRIDGE. (IF APPLICABLE)  
- RETURN TRAFFIC TO EXISTING PATTERN.  
- REMOVE ALL TEMPORARY TC DEVICES THROUGH THE PROJECT LIMITS.



TEMPORARY PAVEMENT MARKING SCHEDULE	
COLD APPLIED PLASTIC (4") TYPE IV - REMOVABLE TAPE	
C1	- WHITE EDGELINE
C4	- 3FT - 9FT/SP WHITE MINI SKIP
C13	- YELLOW DOUBLE CENTER LINE

DOCUMENT NOT CONSIDERED FINAL  
UNLESS ALL SIGNATURES COMPLETED  
APPROVED: *Jeff Carabrese* DATE: 03/22/2022



# PHASING

22-MAR-2022 10:27  
 G:\PROJECTS\11111\Mozingo Rd Bridge Repairs\Mozingo\_TMP2.dgn  
 \$\$\$USERNAME\$\$\$