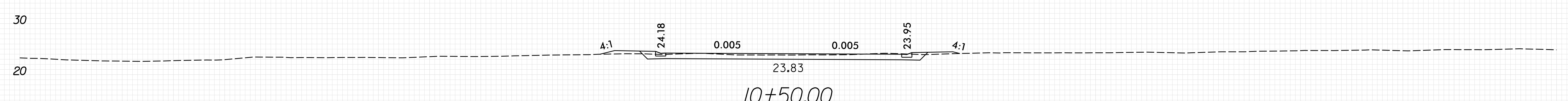
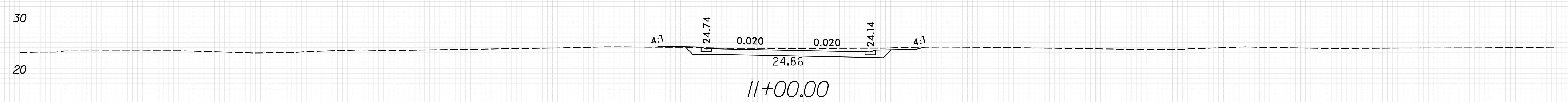
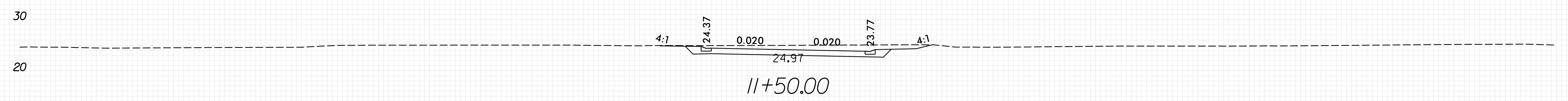
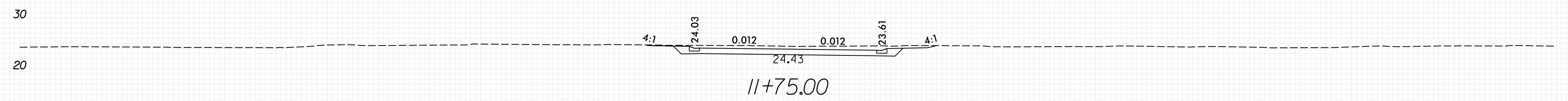


150 140 130 120 110 100 90 80 70 60 50 40 30 20 10 0 10 20 30 40 50 60 70 80 90 100 110 120 130 140 150



-Y3-

150 140 130 120 110 100 90 80 70 60 50 40 30 20 10 0 10 20 30 40 50 60 70 80 90 100 110 120 130 140 150

PLOT DRIVER: NCDOT_pdf_color_eng_50.plt
 USER: CHARRIS
 DATE: 12/9/2021
 TIME: 12:20:19 PM
 FILE: North_Carolina_Dept_of_Transportation\2014_16_Planning_Design_LSA\U-5710_TO-4_c\06_00_Project_Engineering_and_Design\U-5710A_Roadway\XSC\U5710A_RDY_XPL_Y3.dgn