


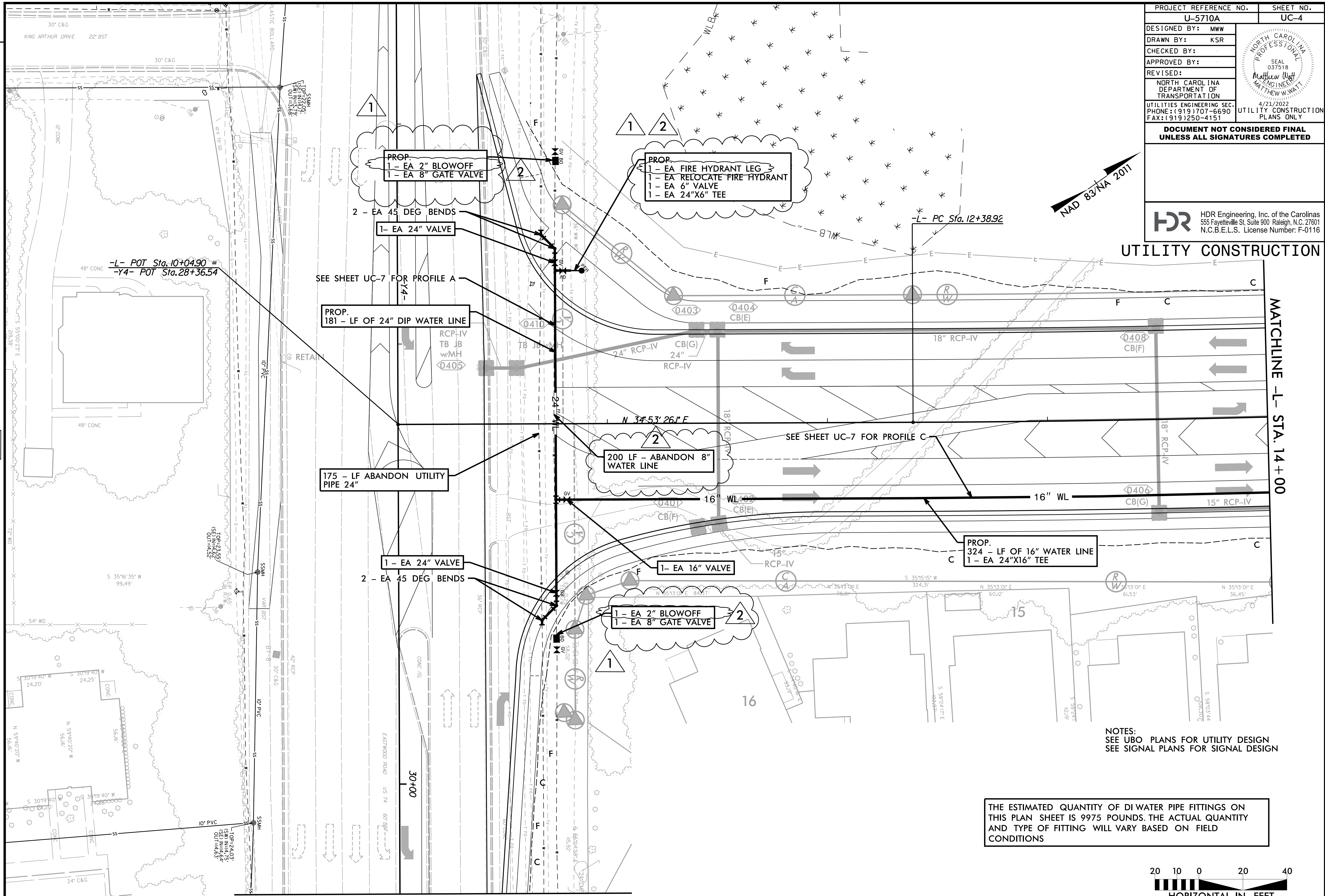
PROJECT REFERENCE NO.	SHEET NO.
U-5710A	UC-4
DESIGNED BY: MWW	
DRAWN BY: KSR	
CHECKED BY:	
APPROVED BY:	
REVISED:	4/23/2022
NORTH CAROLINA DEPARTMENT OF TRANSPORTATION	UTILITY CONSTRUCTION PLANS ONLY
UTILITIES ENGINEERING, SEC. PHONE: (919) 707-6690 FAX: (919) 250-4151	

DOCUMENT NOT CONSIDERED FINAL UNLESS ALL SIGNATURES COMPLETED

HDR HDR Engineering, Inc. of the Carolinas
555 Fayetteville St, Suite 900 Raleigh, N.C. 27601
N.C.B.E.L.S. License Number: F-0116

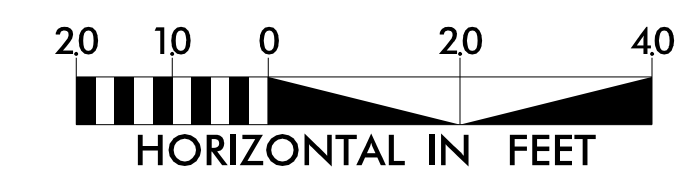
UTILITY CONSTRUCTION

- REVISIONS
- 1 REMOVED 28 LF 8" WATER LINE, 24"x8" TEE, 2 45 DEG BENDS, 2 LINE STOPS, AND 8"x6" REDUCER. ADDED 2 8" GATE VALVES, 1 BLOWOFF ASSEMBLY, AND 24"x6" TEE.
 - 2 UPDATED TEXT CALL OUTS TO MATCH APPROPRIATE PAY ITEM NAMING AND CALLED OUT THE 2 PROPOSED BLOWOFF SIZES (2").



NOTES:
SEE UBO PLANS FOR UTILITY DESIGN
SEE SIGNAL PLANS FOR SIGNAL DESIGN

THE ESTIMATED QUANTITY OF DI WATER PIPE FITTINGS ON THIS PLAN SHEET IS 9975 POUNDS. THE ACTUAL QUANTITY AND TYPE OF FITTING WILL VARY BASED ON FIELD CONDITIONS



DGN NAME: ... \UC Proj\U5710A_U1L_PSH04.dgn
PLOT DRIVER: NCDOT_color_eng_50.plt
USER: VIMOORE
DATE: 4/19/2022
TIME: 11:22:34 AM
FILE:

MATCHLINE -Y4- STA. 30+50

MATCHLINE -L- STA. 14+00