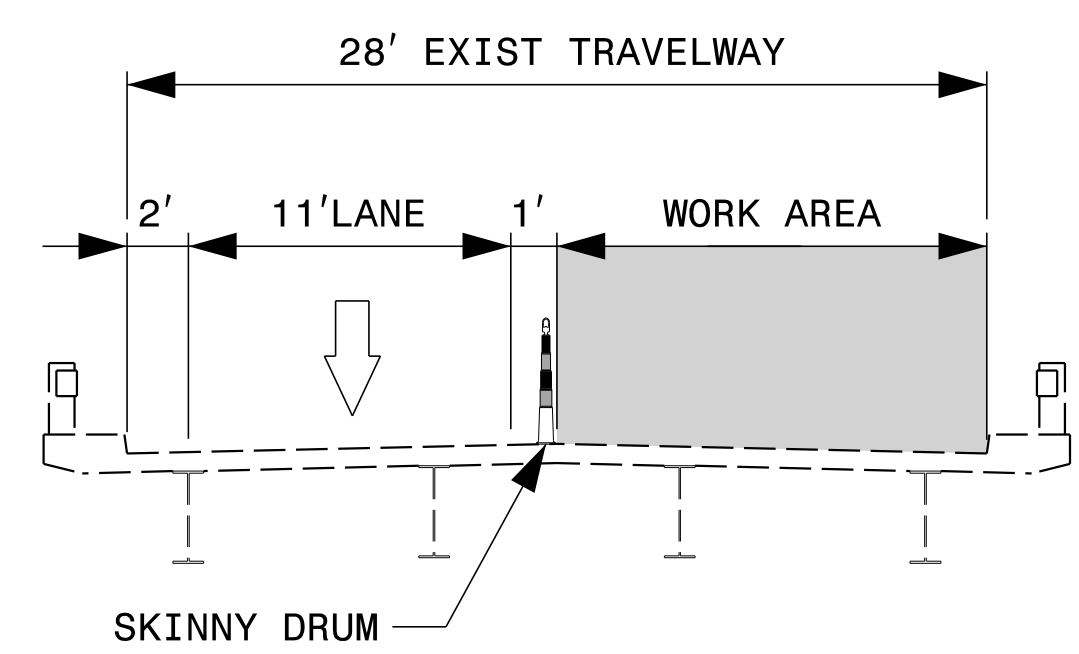



MATCHLINE SHEET (1 OF 2)




NOTES:

1. USE THIS DRAWING IN CONJUNCTION WITH RSD 1101.02 SHEET 4 OF 14 AND TMP-25.
2. USE SKINNY DRUMS THROUGH WORK AREA.
3. SEE SHEET TMP-1D FOR "ROAD NARROWS" SIGN PLACEMENT.

APPROVED: 
 DATE: 4/26/2022

SEAL



**DOCUMENT NOT CONSIDERED FINAL
UNLESS ALL SIGNATURES COMPLETED**



**I40 WB STRUCTURES
 480054 AND 480066
 INSIDE LANE
 CLOSURE DETAILS
 (2 OF 2)**

4/21/2022 15915B_TC_TMP_I40_WB_STRUCTURES_054_AND_066_INSIDE_LANE_CLOSURE_DETAILS (2 OF 2).dgn User: jdebone