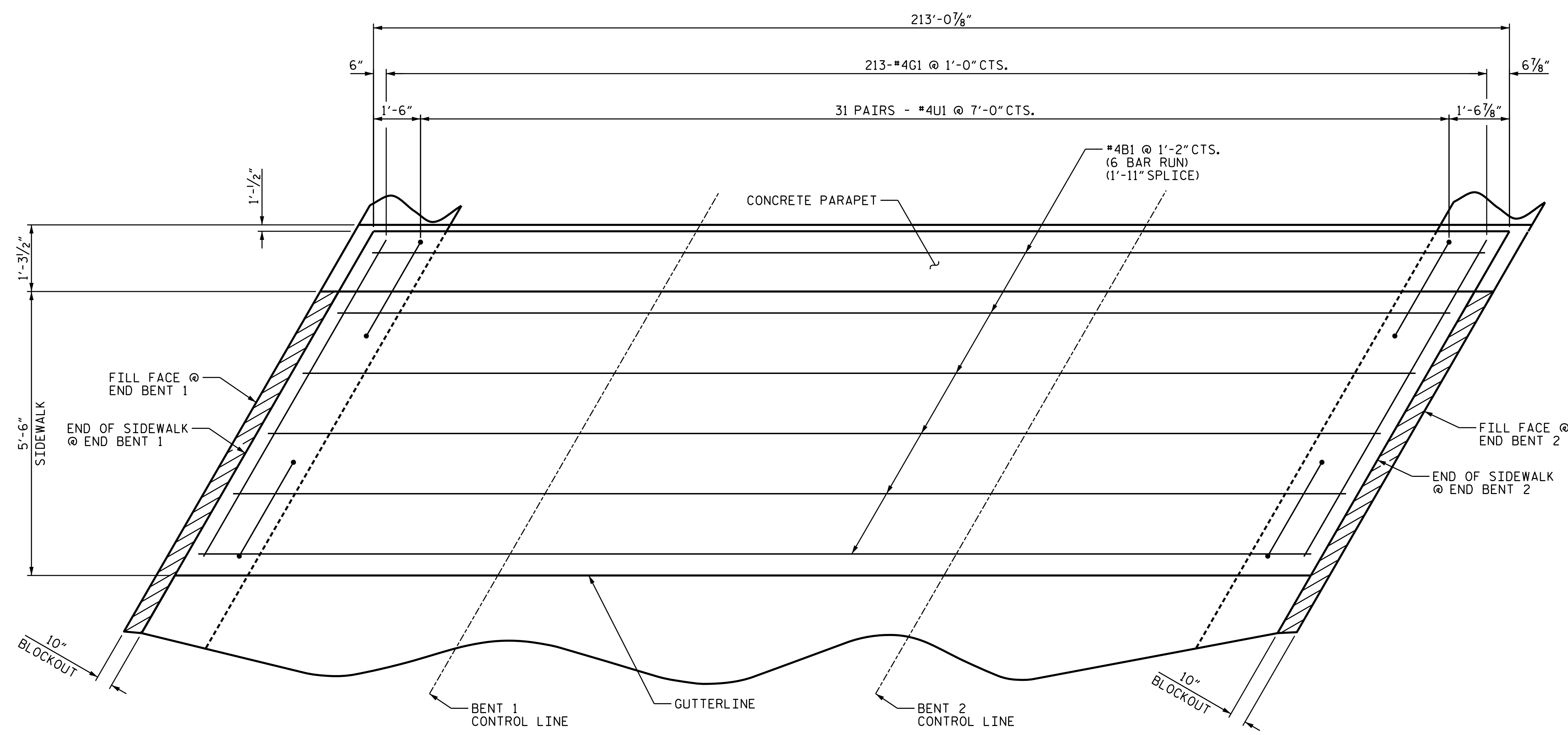
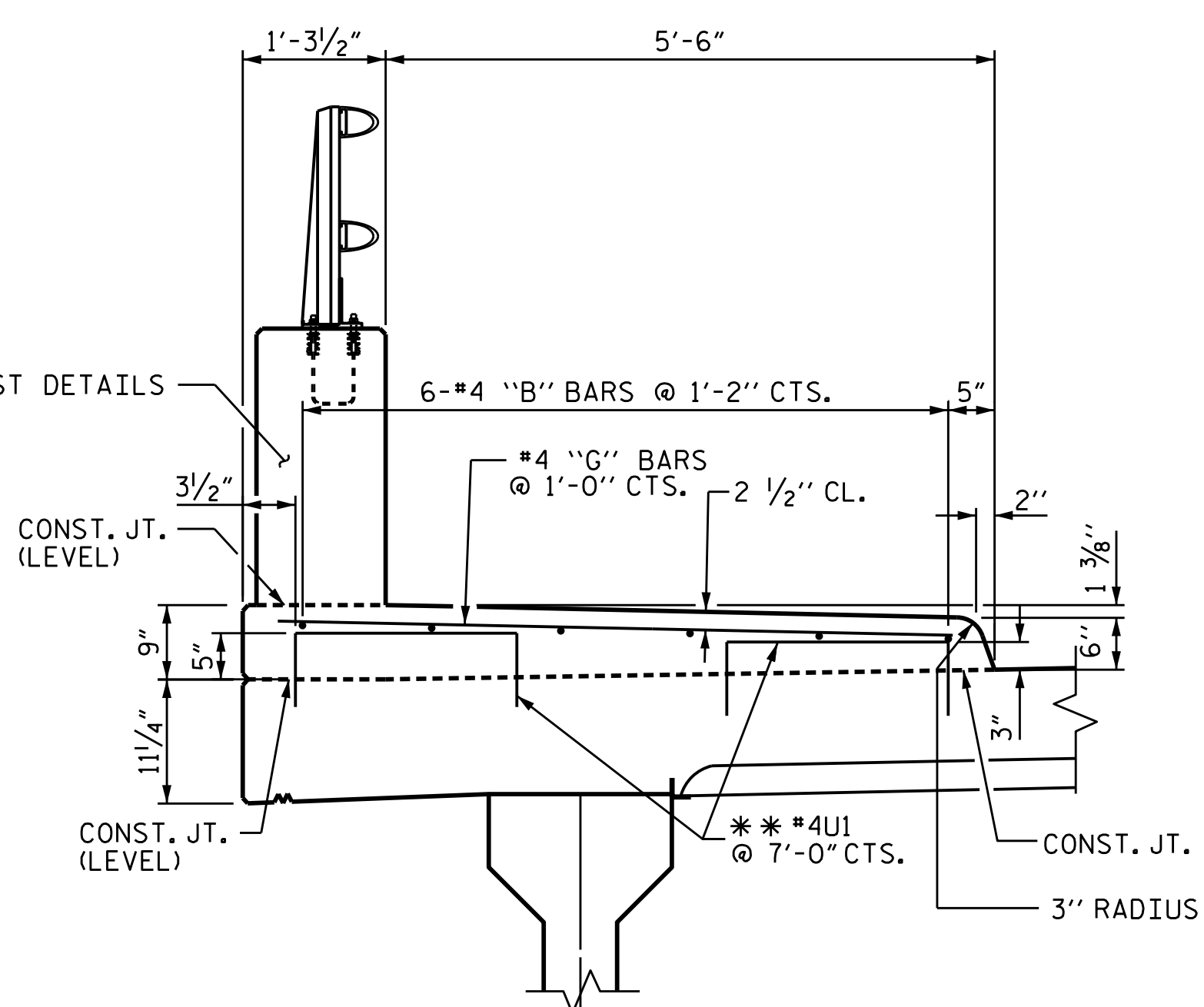


DATE: 3/31/2022
 TIME: 3:46:18 PM
 USER: gdrum@acum.com
 DSN: pva@acum.com
 PROJECT: B-5717-00012.dgn
 DRAWING: B-5717-00012-CAD
 G:\S\910_CAD\TO_L\NCDDT_1\IP\Structures\04_Drawings\02_DET_B-5717_SML_SW_SE-09_00012.dgn



PLAN OF SIDEWALK



SECTION THRU SIDEWALK

** #4U1 MAY BE PUSHED INTO GREEN CONCRETE AFTER SPAN HAS BEEN SCREEDED OFF.
 DECK REINFORCEMENT NOT SHOWN FOR CLARITY

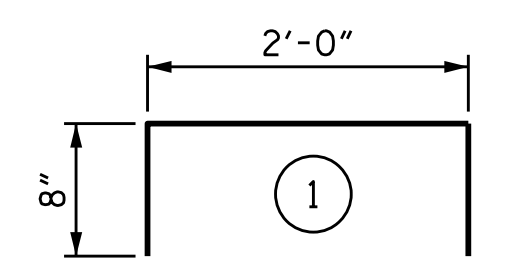
BILL OF MATERIAL

FOR SIDEWALK ONLY

BAR	NO.	SIZE	TYPE	LENGTH	WEIGHT
*B1	36	4	STR	37'-1"	892
*G1	213	4	STR	7'-2"	1020
*U1	62	4	1	3'-4"	138

* EPOXY COATED REINFORCING STEEL 2050 LBS.
 CLASS AA CONCRETE 34.4 CU. YDS.

BAR TYPES



ALL BAR DIMENSIONS ARE OUT TO OUT


NOTES

GROOVED CONTRACTION JOINTS 1/2" IN DEPTH, SHALL BE TOOLED IN ALL EXPOSED FACES OF THE SIDEWALK IN ACCORDANCE WITH ARTICLE 825-10(B) OF THE STANDARD SPECIFICATIONS. THE CONTRACTION JOINTS SHALL BE LOCATED AT A SPACING OF 8 TO 10 FEET BETWEEN FILL FACE AT END BENT 1 AND FILL FACE AT END BENT 2.

FOR SIDEWALK ON APPROACH SLABS SEE APPROACH SLAB DETAILS.

THE ENTIRE COST OF THE SIDEWALK (INCLUDING PORTION UNDER PARAPET) SHALL BE INCLUDED IN THE PAY ITEM "REINFORCED CONCRETE DECK SLAB". NO SEPARATE PAYMENT SHALL BE MADE.

PROJECT NO. B-5717
GUILFORD COUNTY
 STATION: 21+22.00 -L-



STATE OF NORTH CAROLINA
 DEPARTMENT OF TRANSPORTATION
 RALEIGH
 SUPERSTRUCTURE
 SIDEWALK DETAILS
 (LEFT LANE)

REVISIONS						SHEET NO.
NO.	BY:	DATE:	NO.	BY:	DATE:	
1			3			TOTAL SHEETS
2			4			38

DRAWN BY : D.R. DRUM	DATE : 07/2021
CHECKED BY : G.R. COLS	DATE : 09/2021
DESIGNED BY : D.R. DRUM	DATE : 07/2021
DESIGN CHECKED BY : G.R. COLS	DATE : 09/2021

DOCUMENT NOT CONSIDERED FINAL UNLESS ALL SIGNATURES COMPLETED