DocuSign Envelope ID: 2AD1449B-C1F3-4078-88A7-D2AACDD998A5

SUPERSTRUCTURE REINFORCING STEEL LENGTHS ARE BASED ON THE FOLLOWING MINIMUM SPLICE LENGTHS

BAR SIZE	SUPERSTRUCTURE EXCEPT APPROACH SLABS, PARAPETS, AND BARRIER RAILS		APPROACH SLABS		PARAPETS AND BARRIER RAILS
	EPOXY COATED	UNCOATED	EPOXY COATED	UNCOATED	
#4	1'-11"	1'-7"	1'-11"	1'-7"	2'-6"
#5	2'-5"	2'-0"	2'-5"	2'-0"	3'-1"
#6	2'-10"	2'-5"	3'-7"	2'-5"	3'-8"
#7	4'-2"	2'-9"			
#8	4'-9"	3'-2"			

SUPERSTRUCTURE BILL OF MATERIAL

	CLASS AA CONCRETE	REINFORCING STEEL	EPOXY COATED REINFORCING STEEL
	(CU. YDS.)	(LBS.)	(LBS.)
SPANS A-C		31,070	34,573
POUR #1A	51.0	-	-
POUR #1B	88.6	-	-
POUR #1C	45.3	-	-
POUR #2A	22.7	-	-
POUR #2B	22.7	-	-
POUR #3A	37.8	-	-
POUR #3B	37.8	-	-
TOTALS **	306.0	31,070	34,573

**QUANTITIES FOR BARRIER RAIL, PARAPET AND END POST AND SIDEWALK ARE NOT INCLUDED

BAR TYPES

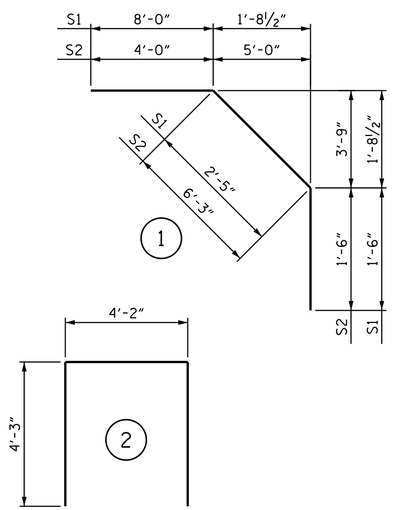

REINFORCING BAR SCHEDULE

BAR	NO.	SIZE	TYPE	LENGTH	WEIGHT
* A1	378	5	STR	41'-1"	16197
A2	378	5	STR	41'-1"	16197
* A101	2	5	STR	40'-7"	85
* A102	2	5	STR	39'-9"	83
* A103	2	5	STR	38'-10"	81
* A104	2	5	STR	38'-0"	79
* A105	2	5	STR	37'-1"	77
* A106	2	5	STR	36'-3"	76
* A107	2	5	STR	35'-5"	74
* A108	2	5	STR	34'-6"	72
* A109	2	5	STR	33'-8"	70
* A110	2	5	STR	32'-9"	68
* A111	2	5	STR	31'-11"	67
* A112	2	5	STR	31'-1"	65
* A113	2	5	STR	30'-2"	63
* A114	2	5	STR	29'-4"	61
* A115	2	5	STR	28'-6"	59
* A116	2	5	STR	27'-7"	58
* A117	2	5	STR	26'-9"	56
* A118	2	5	STR	25'-10"	54
* A119	2	5	STR	25'-0"	52
* A120	2	5	STR	24'-2"	50
* A121	2	5	STR	23'-3"	48
* A122	2	5	STR	22'-5"	47
* A123	2	5	STR	21'-6"	45
* A124	2	5	STR	20'-8"	43
* A125	2	5	STR	19'-10"	41

BAR	NO.	SIZE	TYPE	LENGTH	WEIGHT
* A126	2	5	STR	18'-11"	39
* A127	2	5	STR	18'-1"	38
* A128	2	5	STR	17'-2"	36
* A129	2	5	STR	16'-4"	34
* A130	2	5	STR	15'-6"	32
* A131	2	5	STR	14'-7"	30
* A132	2	5	STR	13'-9"	29
* A133	2	5	STR	12'-10"	27
* A134	2	5	STR	12'-0"	25
* A135	2	5	STR	11'-2"	23
* A136	2	5	STR	10'-3"	21
* A137	2	5	STR	9'-5"	20
* A138	2	5	STR	8'-6"	18
* A139	2	5	STR	7'-8"	16
* A140	2	5	STR	6'-10"	14
* A141	2	5	STR	5'-11"	12
* A142	2	5	STR	5'-1"	11
* A143	2	5	STR	4'-3"	9
A201	2	5	STR	40'-7"	85
A202	2	5	STR	39'-9"	83
A203	2	5	STR	38'-10"	81
A204	2	5	STR	38'-0"	79
A205	2	5	STR	37'-1"	77
A206	2	5	STR	36'-3"	76
A207	2	5	STR	35'-5"	74
A208	2	5	STR	34'-6"	72
A209	2	5	STR	33'-8"	70
A210	2	5	STR	32'-9"	68
A211	2	5	STR	31'-11"	67
A212	2	5	STR	31'-1"	65
A213	2	5	STR	30'-2"	63
A214	2	5	STR	29'-4"	61
A215	2	5	STR	28'-6"	59
A216	2	5	STR	27'-7"	58
A217	2	5	STR	26'-9"	56
A218	2	5	STR	25'-10"	54
A219	2	5	STR	25'-0"	52
A220	2	5	STR	24'-2"	50
A221	2	5	STR	23'-3"	48

BAR	NO.	SIZE	TYPE	LENGTH	WEIGHT
A222	2	5	STR	22'-5"	47
A223	2	5	STR	21'-6"	45
A224	2	5	STR	20'-8"	43
A225	2	5	STR	19'-10"	41
A226	2	5	STR	18'-11"	39
A227	2	5	STR	18'-1"	38
A228	2	5	STR	17'-2"	36
A229	2	5	STR	16'-4"	34
A230	2	5	STR	15'-6"	32
A231	2	5	STR	14'-7"	30
A232	2	5	STR	13'-9"	29
A233	2	5	STR	12'-10"	27
A234	2	5	STR	12'-0"	25
A235	2	5	STR	11'-2"	23
A236	2	5	STR	10'-3"	21
A237	2	5	STR	9'-5"	20
A238	2	5	STR	8'-6"	18
A239	2	5	STR	7'-8"	16
A240	2	5	STR	6'-10"	14
A241	2	5	STR	5'-11"	12
A242	2	5	STR	5'-1"	11
A243	2	5	STR	4'-3"	9
* B1	56	6	STR	11'-10"	995
* B2	52	6	STR	13'-10"	1080
* B3	29	4	STR	33'-10"	655
* B4	58	6	STR	58'-0"	5053
* B5	29	4	STR	35'-9"	693
* B6	29	4	STR	38'-10"	752
B7	48	5	STR	35'-9"	1790
B8	192	4	STR	28'-1"	3602
B9	48	5	STR	35'-7"	1781
B10	48	5	STR	40'-9"	2040
* B11	108	6	STR	37'-0"	6002
B12	168	4	STR	22'-1"	2478
K1	20	4	STR	23'-3"	311
K2	8	4	STR	7'-2"	38
K3	8	4	STR	8'-6"	45
K4	16	4	STR	8'-10"	94
K5	8	4	STR	7'-8"	41
K6	4	4	STR	2'-1"	6
K7	4	4	STR	2'-10"	8
K8	8	4	STR	3'-0"	16
K9	4	4	STR	2'-5"	6
* S1	72	4	1	11'-11"	573
* S2	72	4	1	11'-9"	565
U1	72	4	2	12'-8"	609

REINFORCING STEEL LBS. 31,070

* EPOXY COATED REINFORCING STEEL LBS. 34,573

GROOVING BRIDGE FLOORS

APPROACH SLABS	1,470	SQ.FT.
BRIDGE DECK	6,393	SQ.FT.
TOTAL	7,863	SQ.FT.



LAYOUT FOR COMPUTING AREA REINFORCED CONCRETE DECK SLAB (SQ. FT. =8,825)

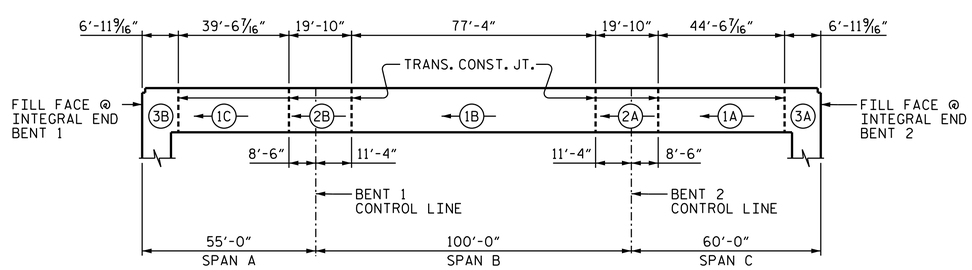

POURING SEQUENCE

(#) INDICATES POUR NUMBER AND POUR DIRECTION

POUR (2) SHALL NOT BE STARTED UNTIL BOTH ADJACENT POURS (1) REACH A MINIMUM OF 3,000 PSI.

ALL DIMENSIONS MEASURED ALONG -L-

NOTE:
SIDEWALK, PARAPET, AND BARRIER RAIL SHALL NOT BE POURED PRIOR TO COMPLETION OF ENTIRE DECK POUR.

PROJECT NO. B-5717

GUILFORD COUNTY

STATION: 21+22.00 -L-

AECOM
AECOM TECHNICAL SERVICES OF NC, INC.
5438 WADE PARK BOULEVARD, SUITE 200
RALEIGH, NC 27607
(919) 854-6200 www.aecom.com
AECOM License No. F-0342

NORTH CAROLINA PROFESSIONAL SEAL 041343 ENGINEER GREGORY R. COLS
Docusigned by: 18D0FC0C0C0C0A...
4/8/2022

STATE OF NORTH CAROLINA
DEPARTMENT OF TRANSPORTATION
RALEIGH

STANDARD

SUPERSTRUCTURE BILL OF MATERIAL

(RIGHT LANE)

REVISIONS						
NO.	BY:	DATE:	NO.	BY:	DATE:	
1			3			
2			4			

SHEET NO. S1-25

TOTAL SHEETS 38

STD. NO. BOM2

DRAWN BY :	D.R. DRUM	DATE :	06/2021
CHECKED BY :	G.R. COLS	DATE :	06/2021
DESIGNED BY :	D.R. DRUM	DATE :	06/2021
DESIGN CHECKED BY :	G.R. COLS	DATE :	06/2021

DOCUMENT NOT CONSIDERED FINAL UNLESS ALL SIGNATURES COMPLETED

DATE: 3/31/2022
TIME: 3:26:51 PM

USER: danieldrum
DGN: pw:\\aecom-na-pw.bentley.com:AECOM_DS2_NA_20120\Documents\60593287-NCDOT SMU B-5717\900-CAD GIS\910_CADVTD_NCDOT_TIP\Structures\04 Drawings\40_049_B-5717_SMU_BOM_S1-25_40\009.dgn