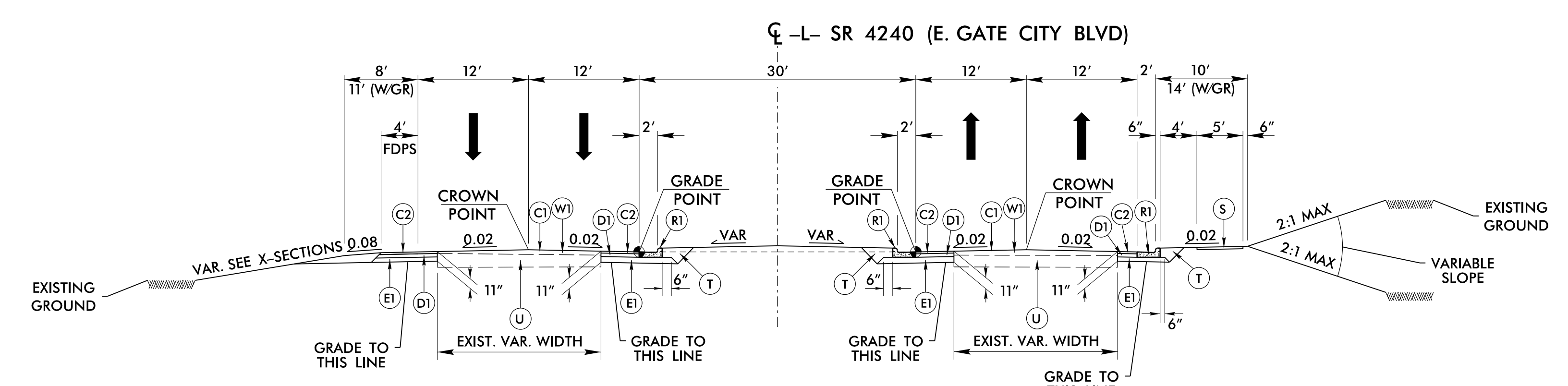


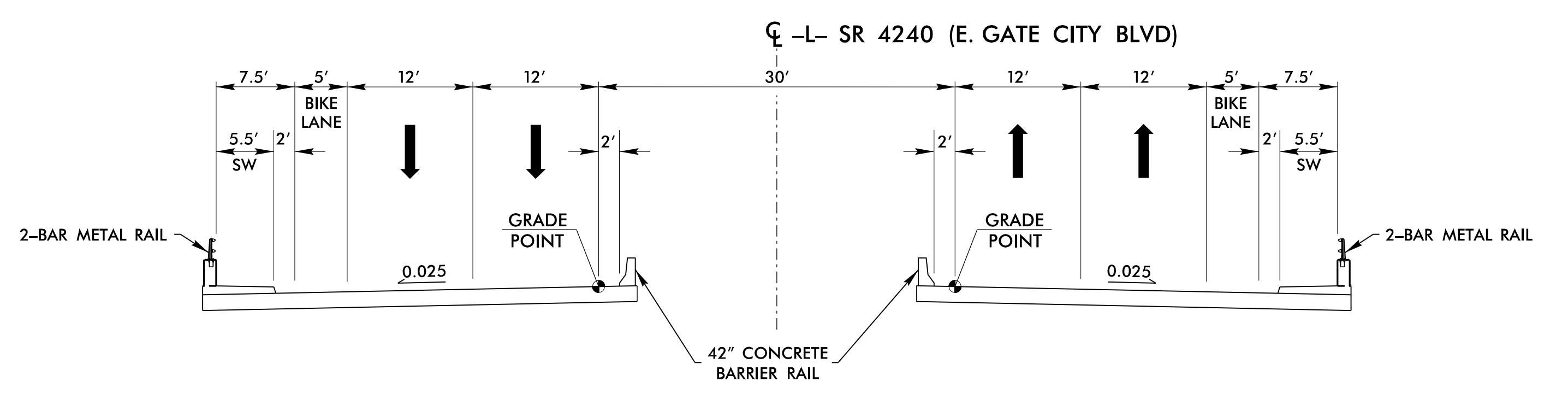
PROJECT REFERENCE NO. B-5717	SHEET NO. 2A-3
ROADWAY DESIGN ENGINEER SEAL 046210 WIMBLY A. KOTL	PAVEMENT DESIGN ENGINEER SEAL 022896 C. MORRISON
Prepared in the Office of: AECOM	
<small>NC PERM LICENSE No: F-0342 5438 W. Pkwy. Raleigh, NC 27607 (919) 461-1000</small>	
DOCUMENT NOT CONSIDERED FINAL UNLESS ALL SIGNATURES COMPLETED	



TYPICAL SECTION NO. 5

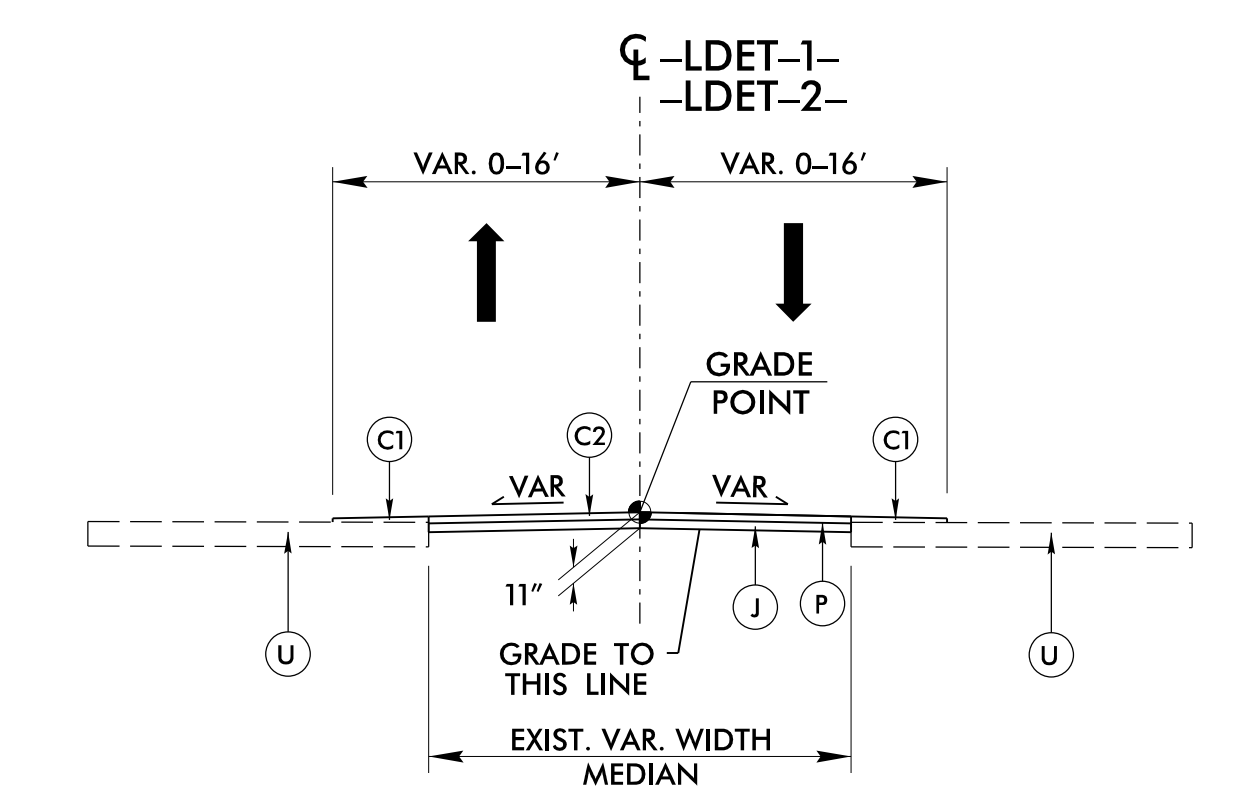
USE TYPICAL SECTION NO. 5
-L- STA. 25+95.70 TO 28+10.00

NOTES:
SEE PLANS FOR TURN LANES AND TAPERS
MILL AS NEEDED



TYPICAL SECTION NO. 6

USE TYPICAL SECTION NO. 6
-L- STA. 20+05.84 RT /20+23.16 LT (BEGIN BRIDGE) TO 22+20.84 RT /22+38.16 LT (END BRIDGE)



TYPICAL SECTION NO. 7

USE TYPICAL SECTION NO. 7
TEMPORARY CROSSOVERS
SEE WZTC PLANS
-LDET-1- STA. 12+50.00 TO 17+28.29
-LDET-1- STA. 24+70.00 TO 29+20.00
-LDET-2- STA. 12+42.89 TO 15+55.18
-LDET-2- STA. 25+98.95 TO 28+02.59

C1	1.5" S9.5B
C2	3" S9.5B
C3	VAR. S9.5B
D1	4" I19.0C
D2	VAR. I19.0C
E1	4" B25.0C
E2	VAR. B25.0C
J	8" ABC
P	PRIME COAT
R1	2'-6" C&G
R2	1'-6" C&G
S	4" CONC. SW
T	EARTH MATERIAL
U	EXIST. PAVEMENT
V	VAR. MILLING
W1	WEDGING DET. #1

p:\aecom-na-pw\ben\lej.com\AECOM_DS21_NA_2020\Documents\60592827-NCDDT SMU B-5717\900-CAD C1S\910_CAD\70_NCDOT_TIP\Roadway\Pro\B5717_rdy_tup.dgn