DocuSign Envelope ID: 9F828F55-9A62-424F-873D-4AD0237692D4

PROJECT REFERENCE NO.	SHEET NO.
B-5717	2A-2

ROADWAY DESIGN ENGINEER

NORTH CAROLINA PROFESSIONAL SEAL 046210 ENGINEER TIMOTHY A. KLOTZ

DocuSigned by: 4/5/2023

PAVEMENT DESIGN ENGINEER

NORTH CAROLINA PROFESSIONAL SEAL 022896 ENGINEER ROAN S. MORRISON

DocuSigned by: 4/5/2023

Prepared in the Office of: AECOM

NC FIRM LICENSE No: F-0342
5438 Wade Park Boulevard, Suite 200
Raleigh, NC 27607
(919) 461-1100

DOCUMENT NOT CONSIDERED FINAL UNLESS ALL SIGNATURES COMPLETED

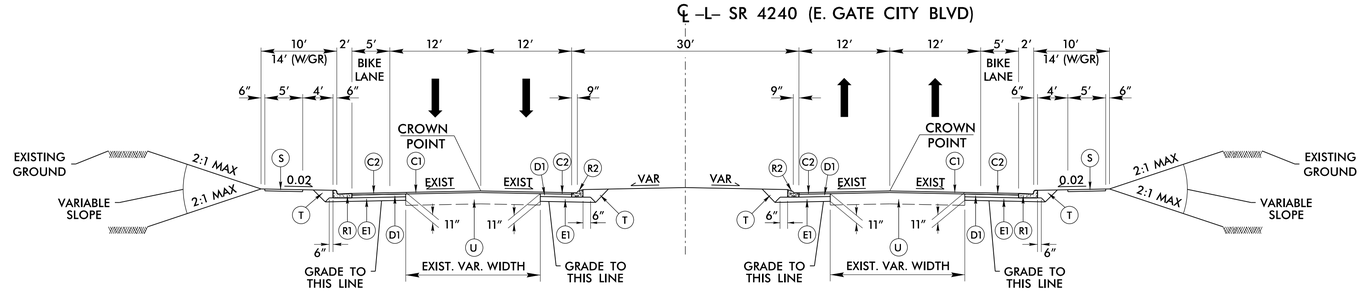

TYPICAL SECTION NO. 2

USE TYPICAL SECTION NO. 2
–L– STA. 14+98.38 TO 15+50.00

NOTES:
SEE PLANS FOR TURN LANES AND TAPERS
MILL AS NEEDED

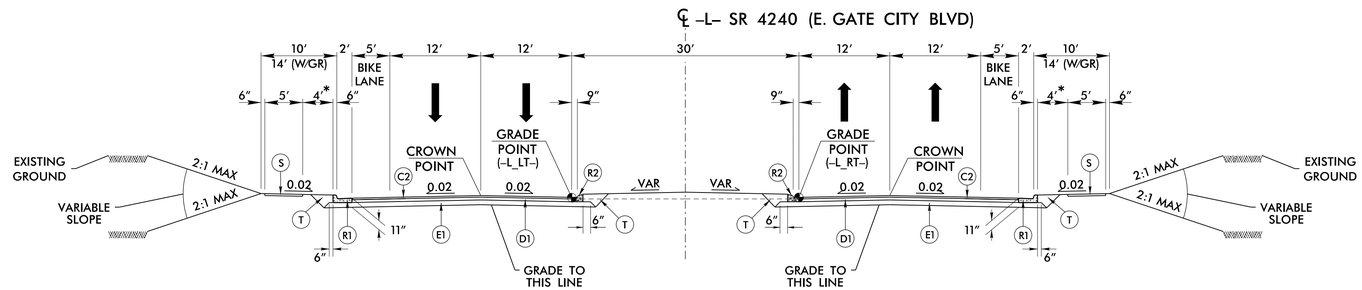

TYPICAL SECTION NO. 3

USE TYPICAL SECTION NO. 3
–L– STA. 15+50.00 TO 19+40.00

NOTES:
SEE PLANS FOR TURN LANES AND TAPERS
*SIDEWALK OFFSET VARIES – SEE PLANS

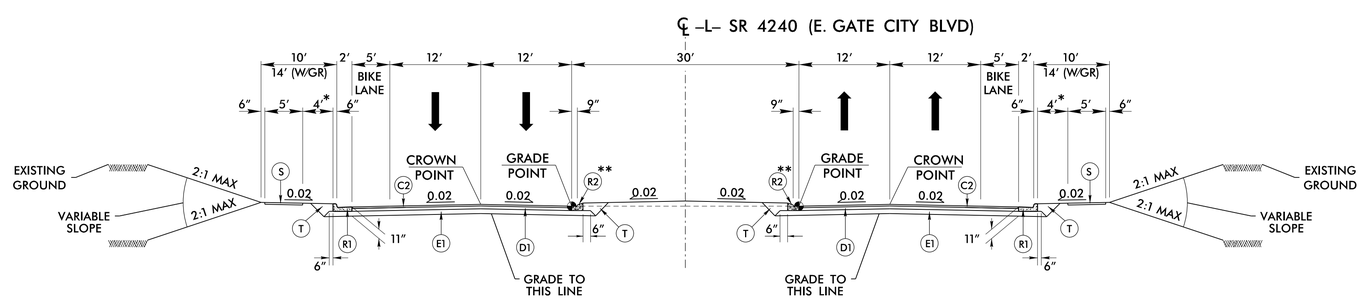

TYPICAL SECTION NO. 4

USE TYPICAL SECTION NO. 4
–L– STA. 19+40.00 TO 20+05.84 RT /20+23.16 LT (BEGIN BRIDGE)
–L– STA. 22+20.84 RT /22+38.16 LT (END BRIDGE) TO 25+95.70

NOTES:
SEE PLANS FOR TURN LANES AND TAPERS
*SIDEWALK OFFSET VARIES – SEE PLANS
**USE R1 INSTEAD OF R2 FROM –L– STA. 25+82.75 TO 25+95.70

C1	1.5″ S9.5B
C2	3″ S9.5B
C3	VAR. S9.5B
D1	4″ I19.0C
D2	VAR. I19.0C
E1	4″ B25.0C
E2	VAR. B25.0C
J	8″ ABC
P	PRIME COAT
R1	2′-6″ C&G
R2	1′-6″ C&G
S	4″ CONC. SW
T	EARTH MATERIAL
U	EXIST. PAVEMENT
V	VAR. MILLING
W1	WEDGING DET. #1

pw:\\aecom-na-pw.bentley.com:AECOM_DS21_NA_2020\Documents\60592827-NCDOT SMU B-5717\900-CAD GIS\910_CADV70_NCDOT_TIP\Roadway\Proj\B5717_rdy_typ.dgn