DocuSign Envelope ID: BDDB4C7C-4D88-4B15-AC79-3E5362BC94BF

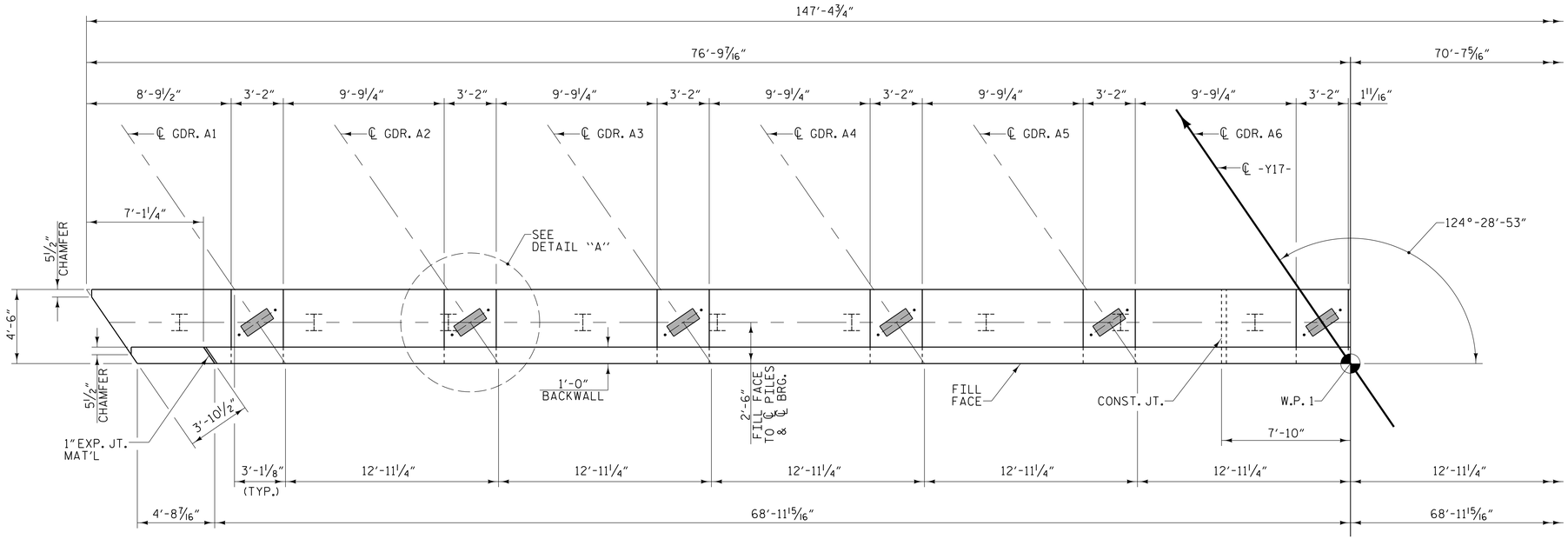


PLAN

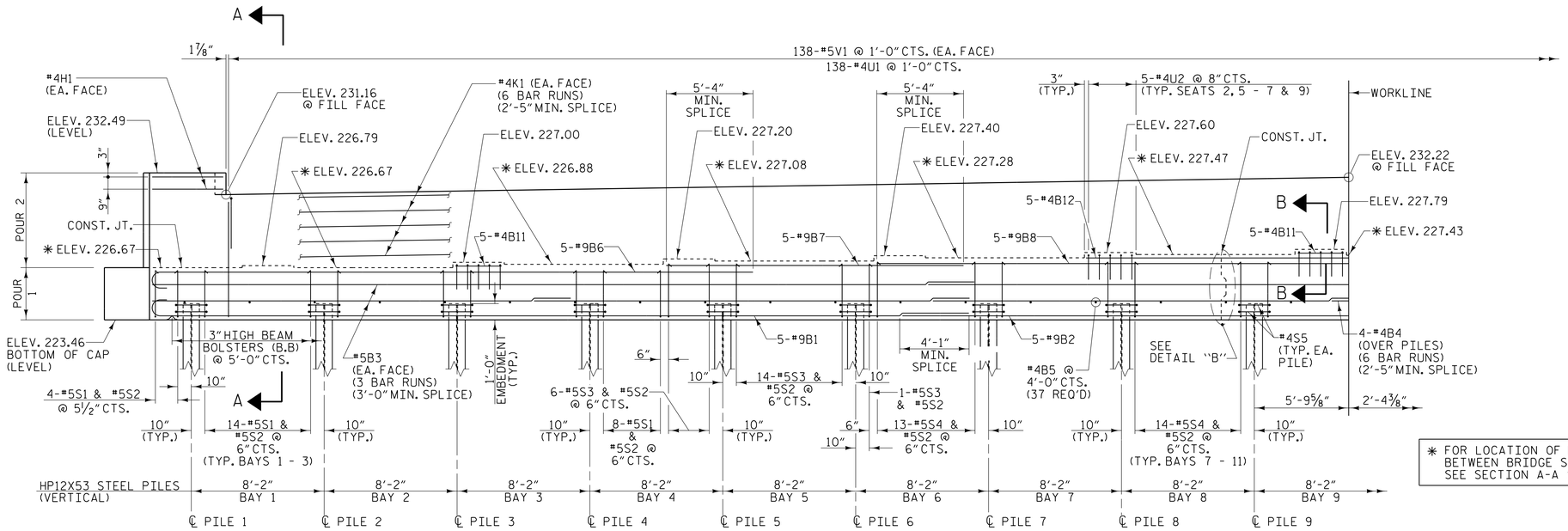


✳ FOR LOCATION OF ELEVATIONS BETWEEN BRIDGE SEAT BUILD-UPS. SEE SECTION A-A SHEET 3 OF 3.

ELEVATION

## NOTES

STIRRUPS AND "U" BARS IN THE CAP MAY BE SHIFTED AS NECESSARY TO CLEAR ANCHOR BOLTS.

BACKWALL SHALL BE PLACED BEFORE APPLYING THE EPOXY PROTECTIVE COATING.

THE TOP SURFACE AREA OF THE END BENT CAP SHALL BE CURED IN ACCORDANCE WITH THE STANDARD SPECIFICATIONS EXCEPT THAT THE MEMBRANE CURING COMPOUND METHOD SHALL NOT BE USED.

THE TOP SURFACE OF THE END BENT CAP EXCEPT THE BRIDGE SEAT BUILDUPS SHALL BE SLOPED TRANSVERSELY FROM THE FILL FACE TO THE BACK FACE AT THE RATE OF 2%.

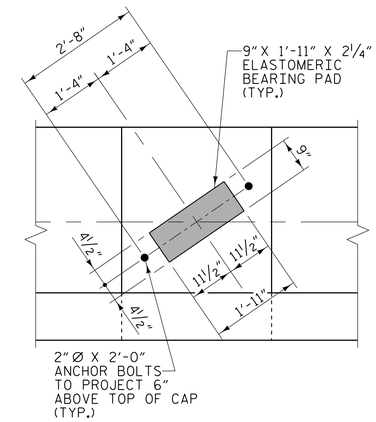


DETAIL "A"
(TYP. EACH GIRDER)

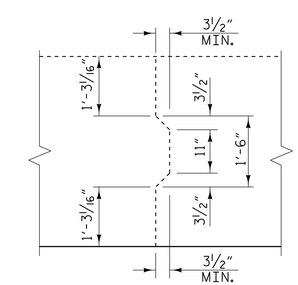


DETAIL "B"

PROJECT NO. U-2519BB
CUMBERLAND COUNTY
STATION: 80+65.32 -Y17- POT

SHEET 1 OF 3

STATE OF NORTH CAROLINA
DEPARTMENT OF TRANSPORTATION
RALEIGH

SUBSTRUCTURE

END BENT 1

PLANS PREPARED BY:
NV5 ENGINEERS & CONSULTANTS, INC.
3300 REGENCY PARKWAY, SUITE 100
CARY, NC 27518
P: 919.851.1912 www.NV5.com
NC License # F-1333
formerly CALYX Engineers & Consultants

DOCUMENT NOT CONSIDERED FINAL UNLESS ALL SIGNATURES COMPLETED

NORTH CAROLINA PROFESSIONAL SEAL 019661 ENGINEER L. KEVIN AUSTIN
DocuSigned by: L. Kevin Austin
3/29/2022

| REVISIONS | | | | | | | SHEET NO. |
|---|---|---|---|---|---|---|---|
| NO. | BY: | DATE: | NO. | BY: | DATE: | | S-28 |
| 1 | | | 3 | | | | TOTAL SHEETS |
| 2 | | | 4 | | | | 41 |

| | | | |
|---|---|---|---|
| DRAWN BY : | M. D. METZGER | DATE : | 2/22 |
| CHECKED BY : | L. K. AUSTIN | DATE : | 2/22 |
| DESIGN ENGINEER OF RECORD: | L. K. AUSTIN | DATE : | 2/22 |

3/27/2022 5:37:40 PM G:\Project\204\2040622B\CLIENT\Structures\U2519BB_SMU_EB_250452.dgn