

**This electronic collection of documents is provided
for the convenience of the user
and is Not a Certified Document –**


**The documents contained herein were originally issued
and sealed by the individuals whose names and license
numbers appear on each page, on the dates appearing
with their signature on that page.**

**This file or an individual page
shall not be considered a certified document.**

**STATE OF NORTH CAROLINA
DEPARTMENT OF TRANSPORTATION**

**PAVEMENT MARKING PLAN
CUMBERLAND COUNTY**

**LOCATION: FAYETTEVILLE OUTER LOOP FROM SOUTH OF SR 1003 (CAMDEN RD)
TO SOUTH OF SR 1104 (STRICKLAND BRIDGE RD)**

TIP NO. U-2519BA	SHEET NO. PMP-1
DocuSigned by: <i>David M. Eaton</i> ID: A103F2A84F7...	
APPROVED: _____	
DATE: 03/24/2022	
SEAL 	
DOCUMENT NOT CONSIDERED FINAL UNLESS ALL SIGNATURES COMPLETED	

GENERAL NOTES

THE FOLLOWING GENERAL NOTES APPLY AT ALL TIMES FOR THE DURATION OF THE CONSTRUCTION PROJECT, EXCEPT WHEN OTHERWISE NOTED IN THE PLAN, OR DIRECTED BY THE ENGINEER.

- A) INSTALL PAVEMENT MARKINGS AND PAVEMENT MARKERS ON THE FINAL SURFACE AS FOLLOWS:
- | ROAD NAME | MARKING | MARKER |
|--------------|---------------|--------------|
| NC 295 | THERMOPLASTIC | SNOWPLOWABLE |
| -Y- LINES | THERMOPLASTIC | RAISED |
| BRIDGE DECKS | POLYUREA | RAISED |
- B) TIE PROPOSED PAVEMENT MARKING LINES TO EXISTING PAVEMENT MARKING LINES.
- C) REMOVE/REPLACE ANY CONFLICTING/DAMAGED PAVEMENT MARKINGS AND MARKERS.
- D) PASSING ZONES WILL BE DETERMINED IN THE FIELD AND MUST BE APPROVED BY THE ENGINEER.
- E) STOP BAR LOCATION AT NON-SIGNALIZED INTERSECTIONS MAY BE ADJUSTED AS DIRECTED BY THE ENGINEER.
- F) REMOVE ALL RESIDUE AND SURFACE LAITANCE BY ACCEPTABLE METHODS ON CONCRETE BRIDGE DECKS PRIOR TO PLACING POLYUREA PAVEMENT MARKING MATERIAL.
- G) UNLESS OTHERWISE SPECIFIED, HEATED-IN-PLACE THERMOPLASTIC MAY BE USED IN LIEU OF EXTRUDED THERMOPLASTIC FOR STOP BARS, SYMBOLS, CHARACTERS AND DIAGONALS. IF HEATED-IN-PLACE IS USED, IT SHALL BE PAID FOR USING THE EXTRUDED THERMOPLASTIC PAY ITEM.

ROADWAY STANDARD DRAWINGS

THE FOLLOWING ROADWAY STANDARDS AS APPEAR IN "ROADWAY STANDARD DRAWINGS" - PROJECT SERVICES UNIT - N.C. DEPARTMENT OF TRANSPORTATION - RALEIGH, N.C., DATED JANUARY 2018 ARE APPLICABLE TO THIS PROJECT AND BY REFERENCE HEREBY ARE CONSIDERED A PART OF THESE PLANS:

STD. NO.	TITLE
1205.01	PAVEMENT MARKINGS - LINE TYPES AND OFFSETS
1205.02	PAVEMENT MARKINGS - TWO-LANE AND MULTILANE ROADWAYS
1205.03	PAVEMENT MARKINGS - EXIT AND ENTRANCE RAMP
1205.04	PAVEMENT MARKINGS - INTERSECTIONS
1205.05	PAVEMENT MARKINGS - TURN LANES
1205.06	PAVEMENT MARKINGS - LANE DROPS
1205.08	PAVEMENT MARKINGS - SYMBOLS AND WORD MESSAGES
1205.09	PAVEMENT MARKINGS - PAINTED ISLANDS
1205.12	PAVEMENT MARKINGS - BRIDGES
1205.13	PAVEMENT MARKINGS - LANE REDUCTIONS
1205.15	PAVEMENT MARKINGS - SUPERSTREETS
1250.01	RAISED PAVEMENT MARKERS - INSTALLATION SPACING
1251.01	RAISED PAVEMENT MARKERS - PERMANENT AND TEMPORARY
1253.01	RAISED PAVEMENT MARKERS - SNOWPLOWABLE
1261.01	GUARDRAIL AND BARRIER DELINEATORS - INSTALLATION SPACING
1261.02	GUARDRAIL AND BARRIER DELINEATORS - TYPES AND MOUNTING
1262.01	GUARDRAIL END DELINEATION
1264.01	OBJECT MARKERS - TYPES
1264.02	OBJECT MARKERS - INSTALLATION
1267.01	FLEXIBLE DELINEATORS - INSTALLATION
1267.02	FLEXIBLE DELINEATORS - SPACING TABLES
1267.03	FLEXIBLE DELINEATORS - INTERCHANGE PLACEMENT


T.I.P.: U-2519BA

INDEX

SHEET NO.	DESCRIPTION
PMP-1	PAVEMENT MARKING PLAN TITLE SHEET
PMP-1A	PAVEMENT MARKING SCHEDULE
PMP-2 THRU PMP-20	PAVEMENT MARKING DETAIL SHEETS



PLAN PREPARED BY: N.C.D.O.T. SIGNING AND DELINEATION UNIT

A. I. ALQUDWAH, PE SIGNING & DELINEATION REGIONAL ENGINEER
D. M. EATON, PE SIGNING & DELINEATION PROJECT DESIGN ENGINEER




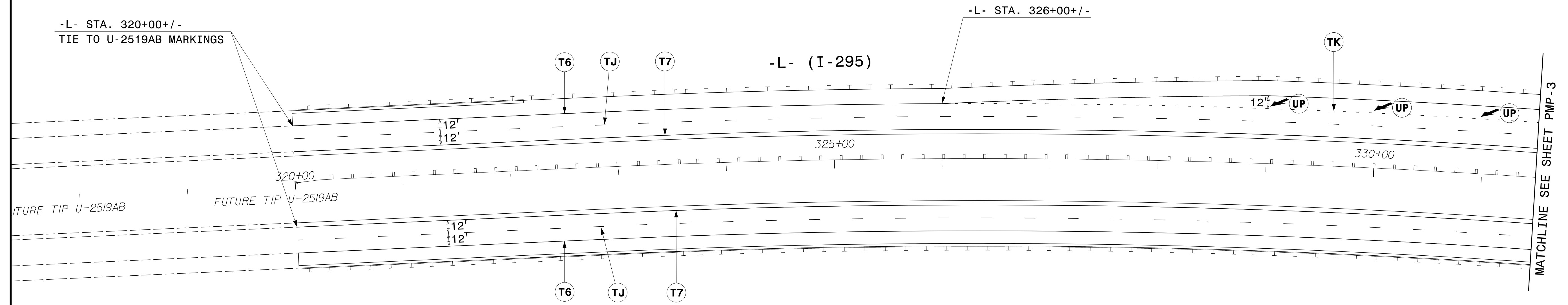
PAVEMENT MARKING SCHEDULE

Symbol	Description	Material
T8	2 FT. - 6 FT./SP WHITE MINISKIP (4", 90 MIL)	Thermo
T9	2 FT. - 6 FT./SP YELLOW MINISKIP (4", 90 MIL)	Thermo
TA	WHITE EDGELINE (4", 90 MIL)	Thermo
TB	YELLOW EDGELINE (4", 90 MIL)	Thermo
TC	10 FT. WHITE SKIP (4", 90 MIL)	Thermo
TD	3 FT. - 9 FT./SP WHITE MINISKIP (4", 90 MIL)	Thermo
TE	WHITE SOLID LANE LINE (4", 90 MIL)	Thermo
TF	10 FT. YELLOW SKIP (4", 90 MIL)	Thermo
TH	YELLOW SINGLE CENTER (4", 90 MIL)	Thermo
TI	YELLOW DOUBLE CENTER (4", 90 MIL)	Thermo
T6	WHITE EDGELINE (6", 90 MIL)	Thermo
T7	YELLOW EDGELINE (6", 90 MIL)	Thermo
TJ	10 FT. WHITE SKIP (6", 90 MIL)	Thermo
TK	3 FT. - 9 FT./SP WHITE MINISKIP (6", 90 MIL)	Thermo
TL	WHITE SOLID LANE LINE (6", 90 MIL)	Thermo
T13	3 FT. - 9 FT./SP WHITE MINISKIP (8", 90 MIL)	Thermo
TN	WHITE GORELANE LINE (8", 90 MIL)	Thermo
TP	YELLOW DIAGONAL (8", 90 MIL)	Thermo
TR	WHITE SOLID LANE LINE (8", 90 MIL)	Thermo
TS	WHITE GORELINE (12", 90 MIL)	Thermo
TT	WHITE SOLID LANE LINE (12", 90 MIL)	Thermo
TU	WHITE DIAGONAL (12", 90 MIL)	Thermo
TV	YELLOW DIAGONAL (12", 90 MIL)	Thermo
T2	WHITE STOPBAR (24", 90 MIL)	Thermo
UA	LEFT TURN ARROW (90 MIL)	Thermo
UB	RIGHT TURN ARROW (90 MIL)	Thermo
UC	STRAIGHT ARROW (90 MIL)	Thermo
UI	ALPHANUMERIC CHARACTER (90 MIL)	Thermo
UP	MERGE ARROW (90 MIL)	Thermo
UQ	WRONG-WAY RAMP ARROW (90 MIL)	Thermo
UT	U-TURN ARROW (90 MIL)	Thermo
VA	WHITE EDGELINE (4", 20 MIL)	Polyurea
VB	YELLOW EDGELINE (4", 20 MIL)	Polyurea
VC	10 FT. WHITE SKIP (4", 20 MIL)	Polyurea
VD	3 FT. - 9 FT./SP WHITE MINISKIP (4", 20 MIL)	Polyurea
VI	YELLOW DOUBLE CENTER (4", 20 MIL)	Polyurea
V6	WHITE EDGELINE (6", 20 MIL)	Polyurea
V7	YELLOW EDGELINE (6", 20 MIL)	Polyurea
VJ	10 FT. WHITE SKIP (6", 20 MIL)	Polyurea
V13	3 FT. - 9 FT./SP WHITE MINISKIP (8", 90 MIL)	Polyurea


TIP NO. U-2519BA	SHEET NO. PMP - 1A
APPROVED:  <small>DocuSigned by: David M. Eaton DDA1C5P247484F7..</small>	
DATE: 02/01/2022	
SEAL	
	
DOCUMENT NOT CONSIDERED FINAL UNLESS ALL SIGNATURES COMPLETED	

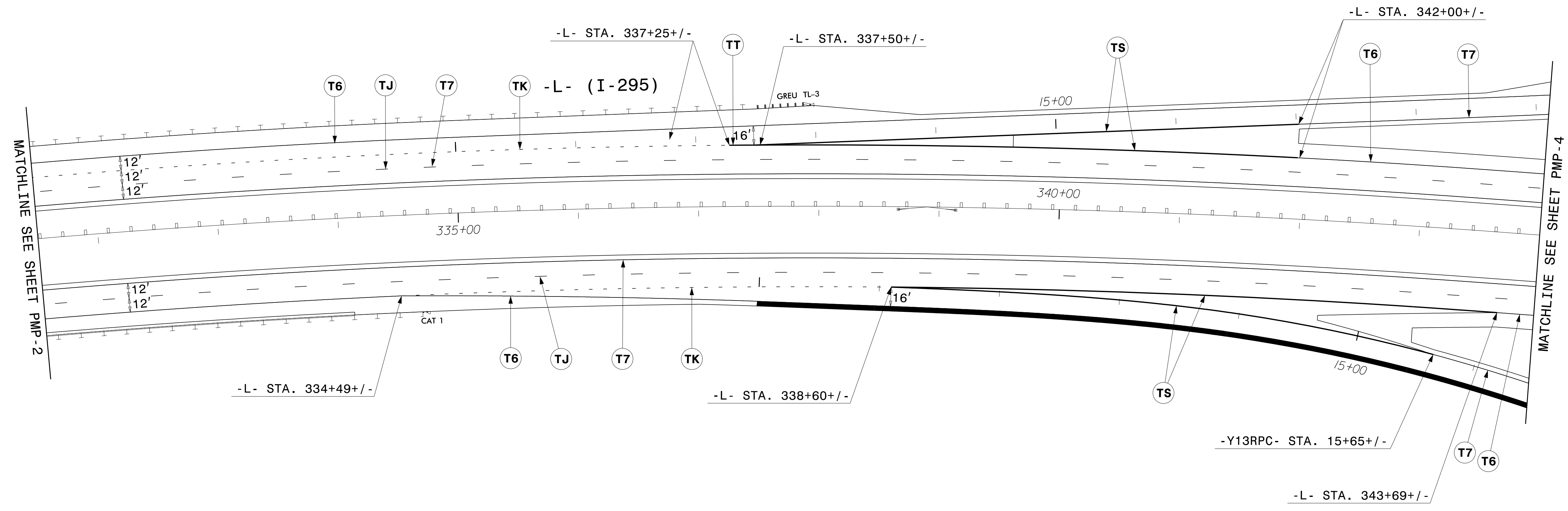
PAVEMENT MARKING PLANS
PAVEMENT MARKING SCHEDULE

TIP NO. U-2519BA	SHEET NO. PMP-2
APPROVED: <i>David M. Eaton</i> <small>DDA1C8F2474847...</small>	
DATE: 02/01/2022	
SEAL	
	
DOCUMENT NOT CONSIDERED FINAL UNLESS ALL SIGNATURES COMPLETED	




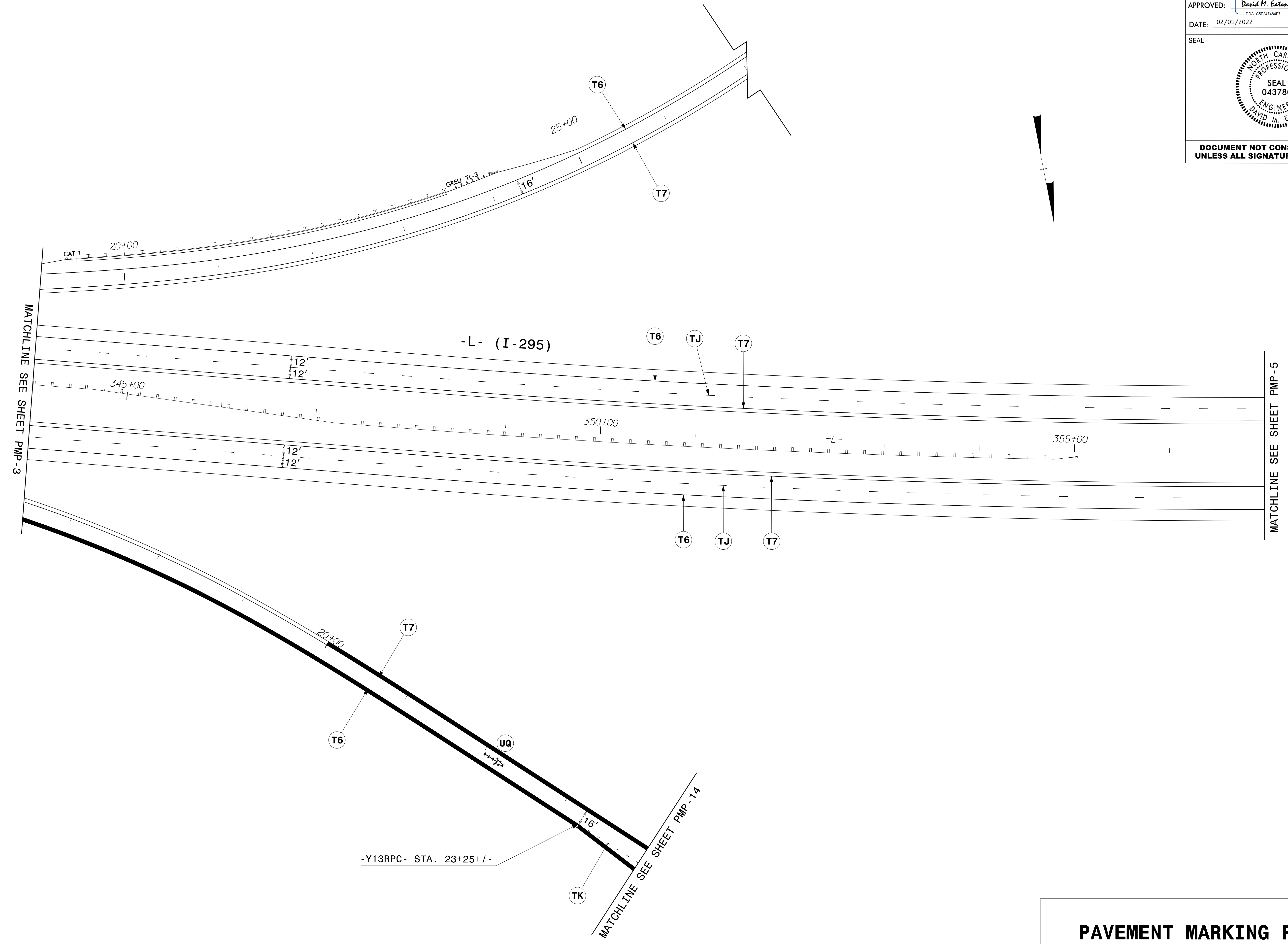
PAVEMENT MARKING PLAN

TIP NO. U-2519BA	SHEET NO. PMP-3
APPROVED: <i>David M. Eaton</i> DDA1C8F247484F7	
DATE: 02/01/2022	
SEAL	
	
DOCUMENT NOT CONSIDERED FINAL UNLESS ALL SIGNATURES COMPLETED	

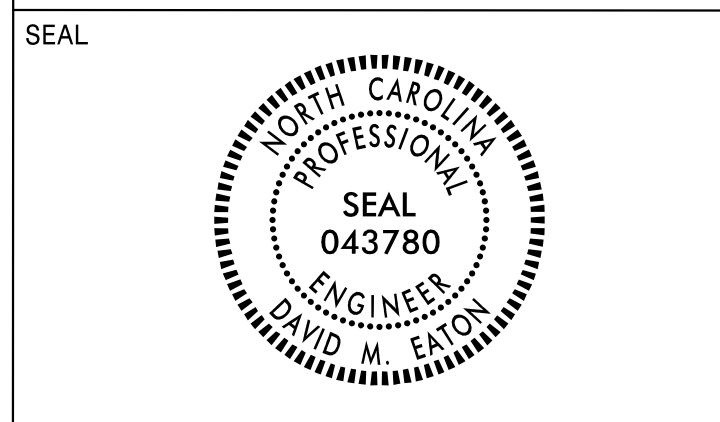


PAVEMENT MARKING PLAN

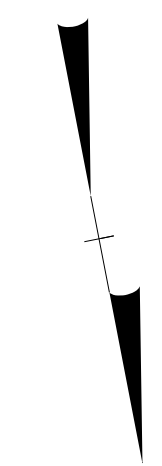
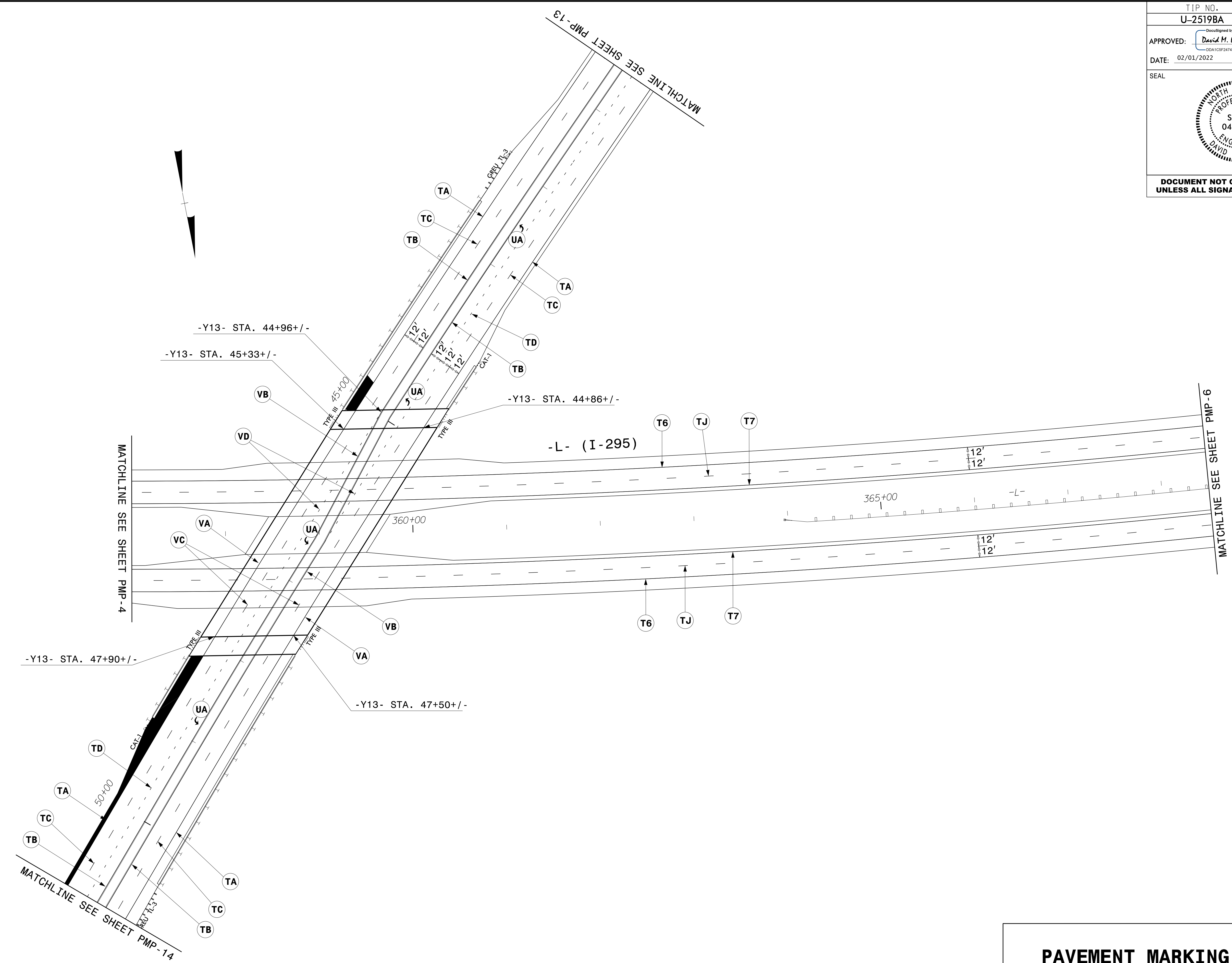
TIP NO. U-2519BA	SHEET NO. PMP-4
APPROVED: <i>David M. Eaton</i> <small>DDA1C8F247484F7</small>	
DATE: 02/01/2022	
SEAL	
	
DOCUMENT NOT CONSIDERED FINAL UNLESS ALL SIGNATURES COMPLETED	




PAVEMENT MARKING PLAN

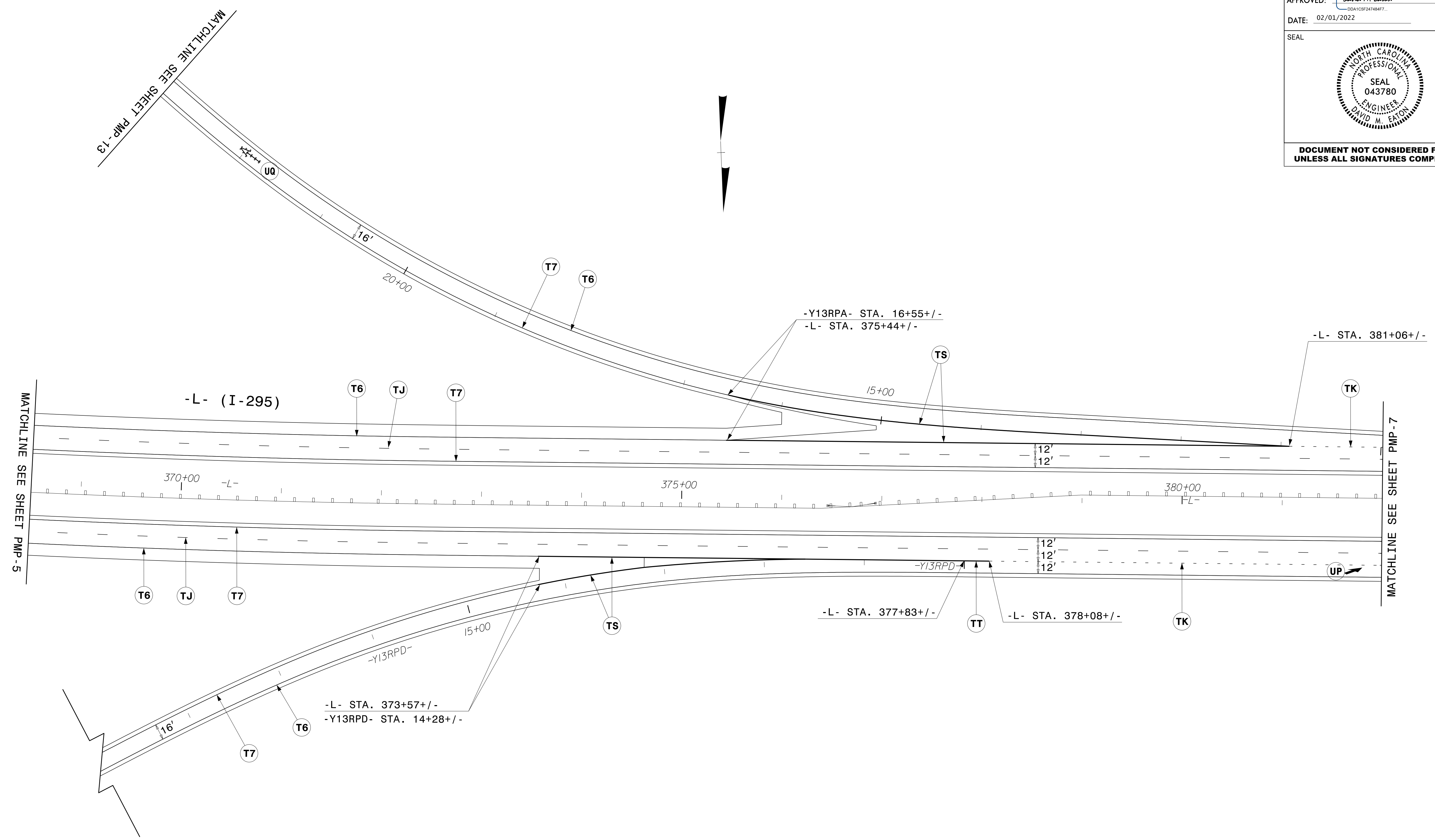


**DOCUMENT NOT CONSIDERED FINAL
UNLESS ALL SIGNATURES COMPLETED**




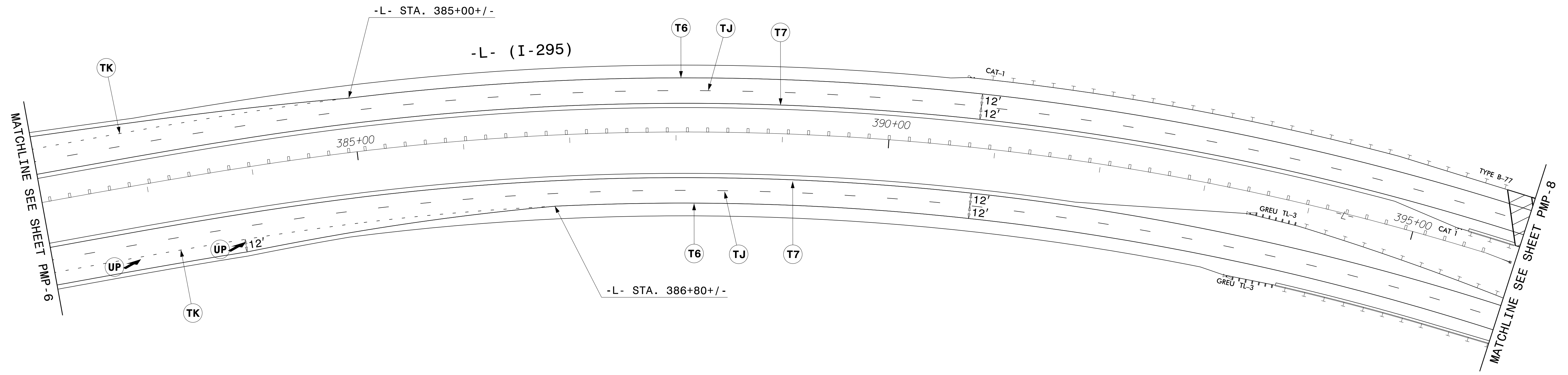
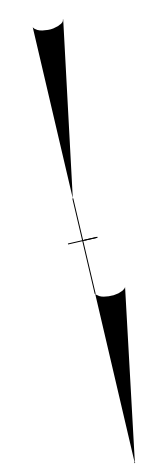
PAVEMENT MARKING PLAN

TIP NO. U-2519BA	SHEET NO. PMP-6
APPROVED: <i>David M. Eaton</i> <small>DDA1C8F2474847</small>	
DATE: 02/01/2022	
SEAL	
	
DOCUMENT NOT CONSIDERED FINAL UNLESS ALL SIGNATURES COMPLETED	




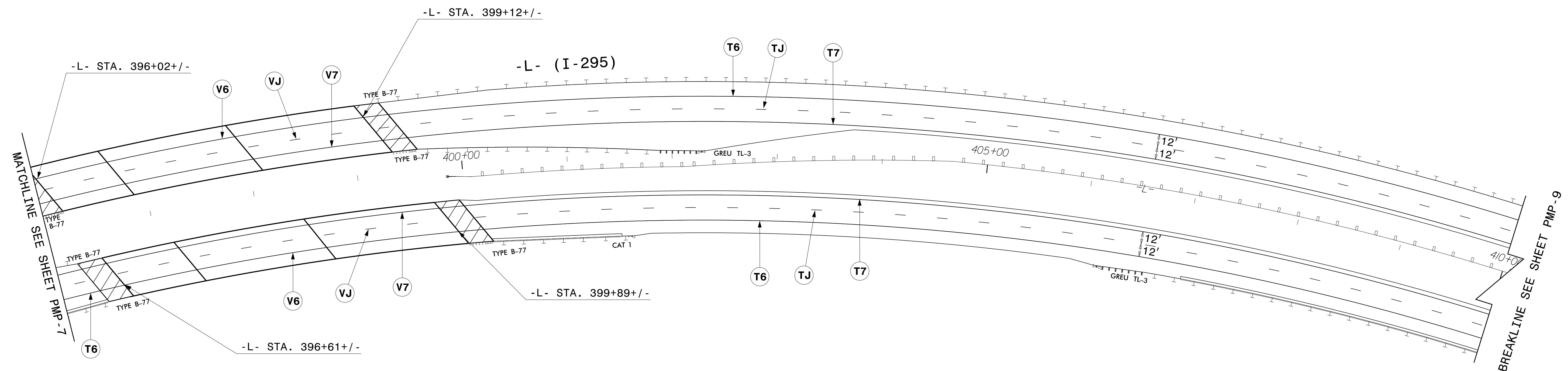
PAVEMENT MARKING PLAN

TIP NO. U-2519BA	SHEET NO. PMP-7
APPROVED: <i>David M. Eaton</i> <small>DDA1C8F247484F7</small>	
DATE: 02/01/2022	
SEAL 	
DOCUMENT NOT CONSIDERED FINAL UNLESS ALL SIGNATURES COMPLETED	

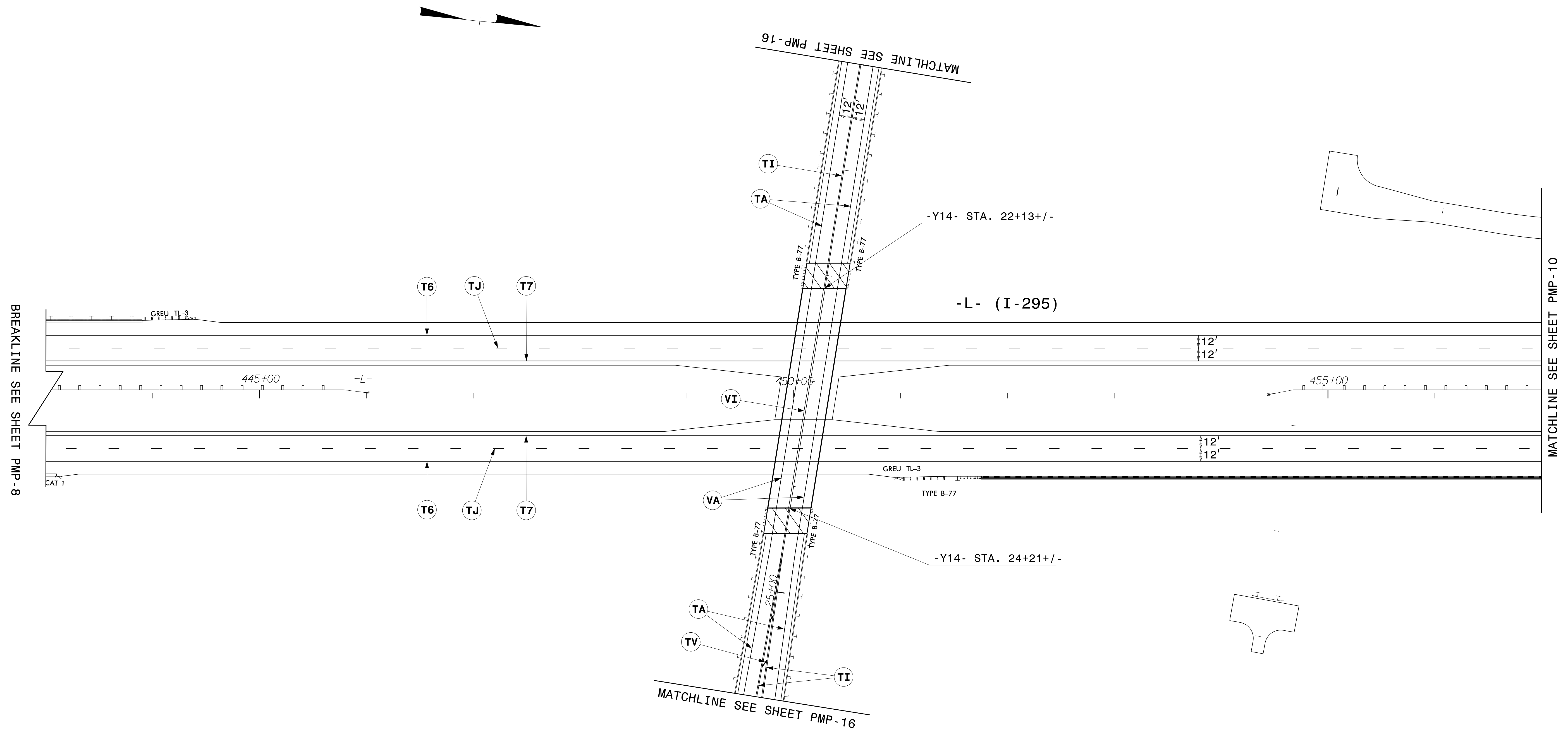


PAVEMENT MARKING PLAN


TIP NO. U-2519BA	SHEET NO. PMP-8
DocuSigned by: David M. Eaton <small>DDA1C6F247484F7...</small>	
DATE: 02/01/2022	
SEAL	
	
DOCUMENT NOT CONSIDERED FINAL UNLESS ALL SIGNATURES COMPLETED	

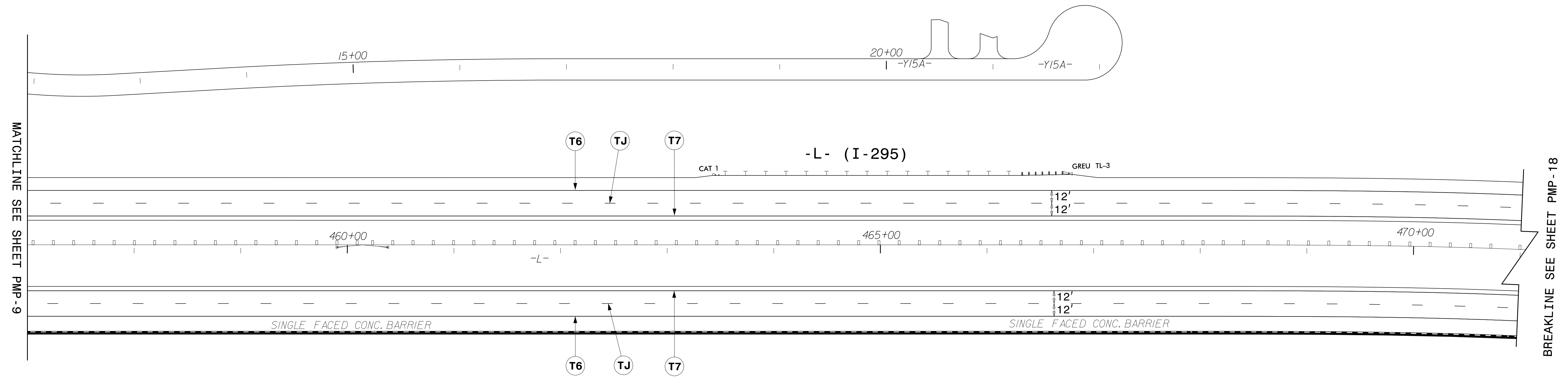
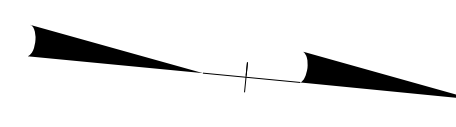


PAVEMENT MARKING PLAN



PAVEMENT MARKING PLAN

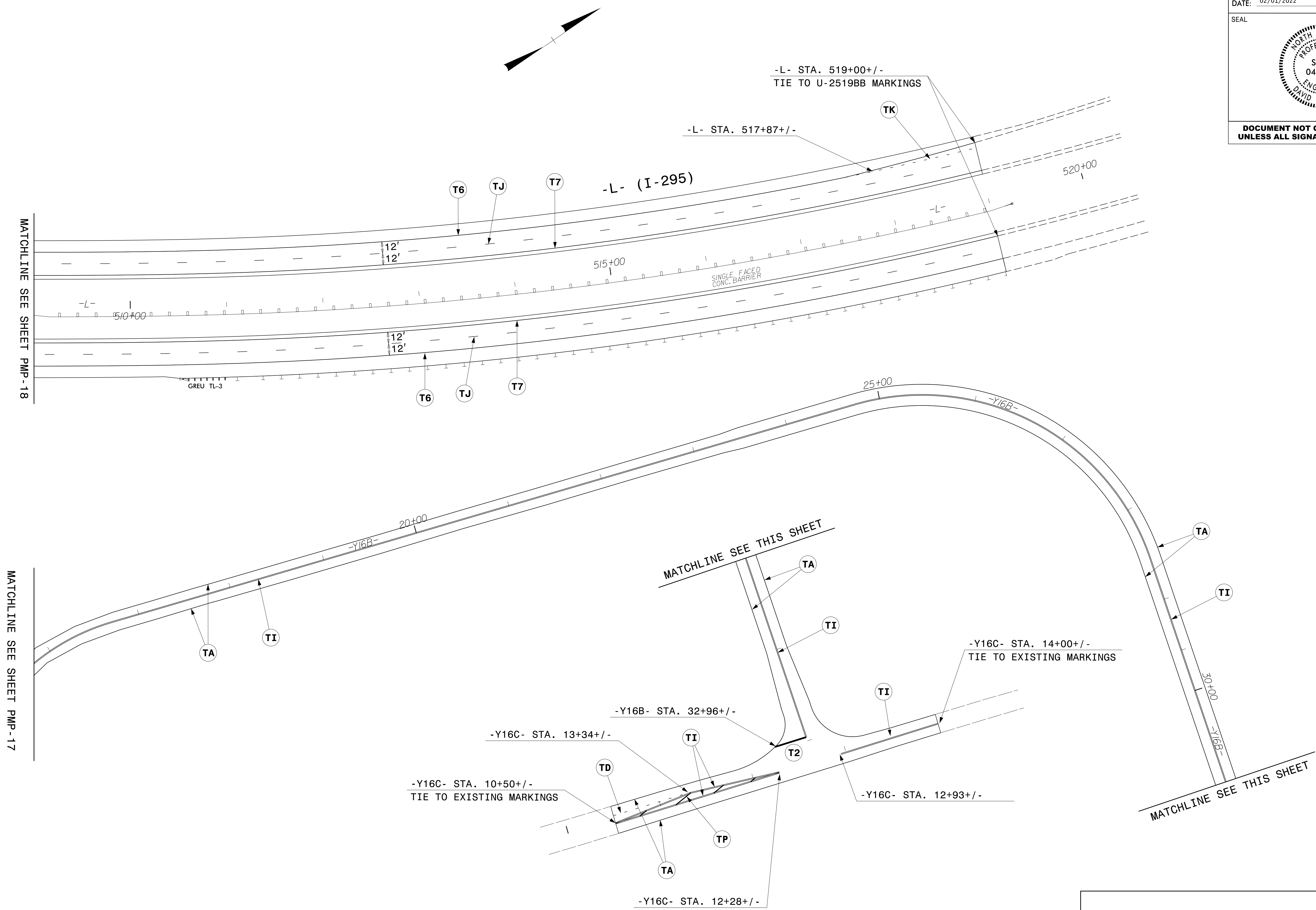
TIP NO. U-2519BA	SHEET NO. PMP-10
APPROVED: <i>David M. Eaton</i> <small>DocuSigned by: David M. Eaton DDA1C8F247484F7...</small>	
DATE: 02/01/2022	
SEAL	
	
DOCUMENT NOT CONSIDERED FINAL UNLESS ALL SIGNATURES COMPLETED	



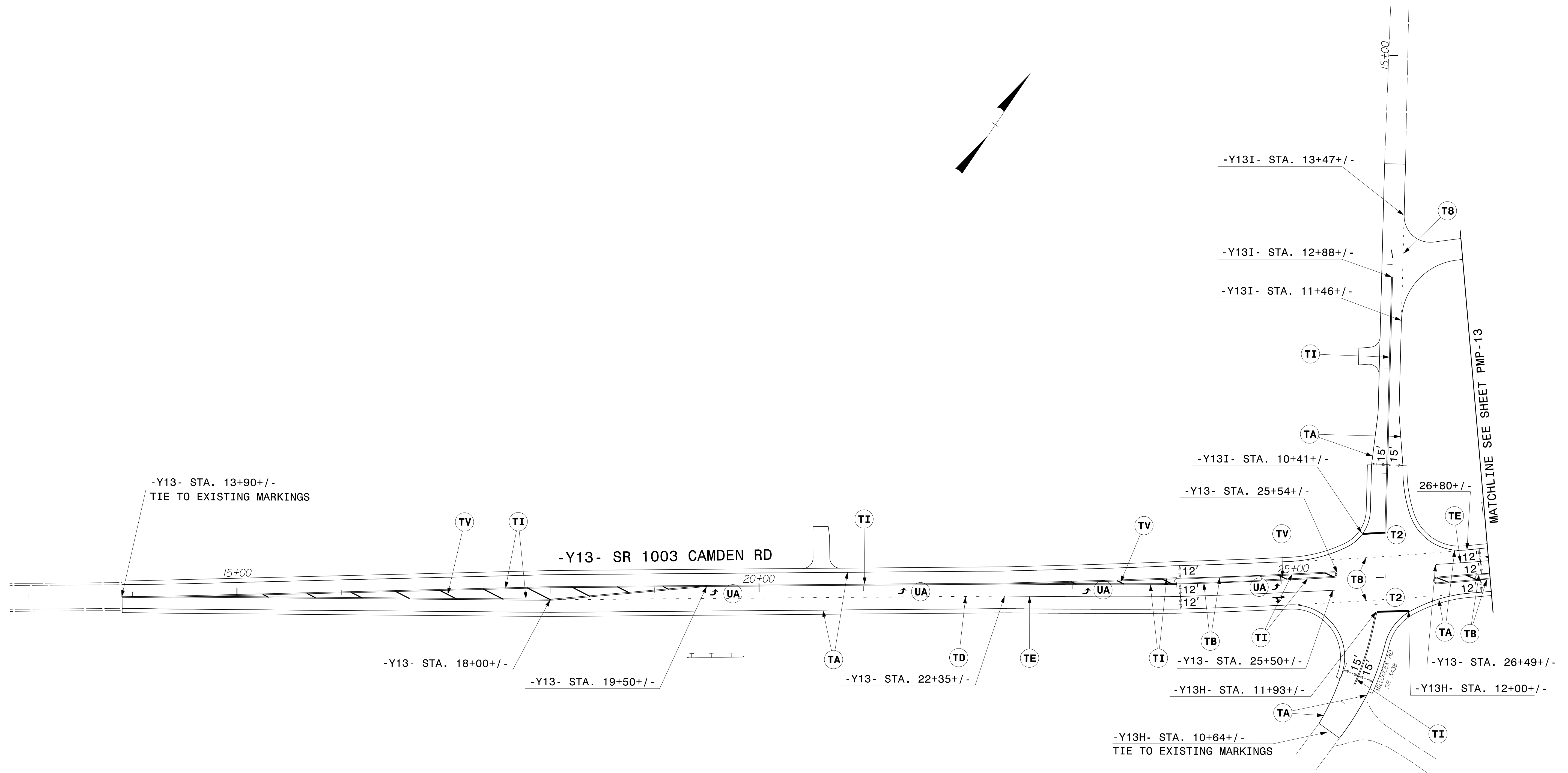
PAVEMENT MARKING PLAN




**DOCUMENT NOT CONSIDERED FINAL
UNLESS ALL SIGNATURES COMPLETED**

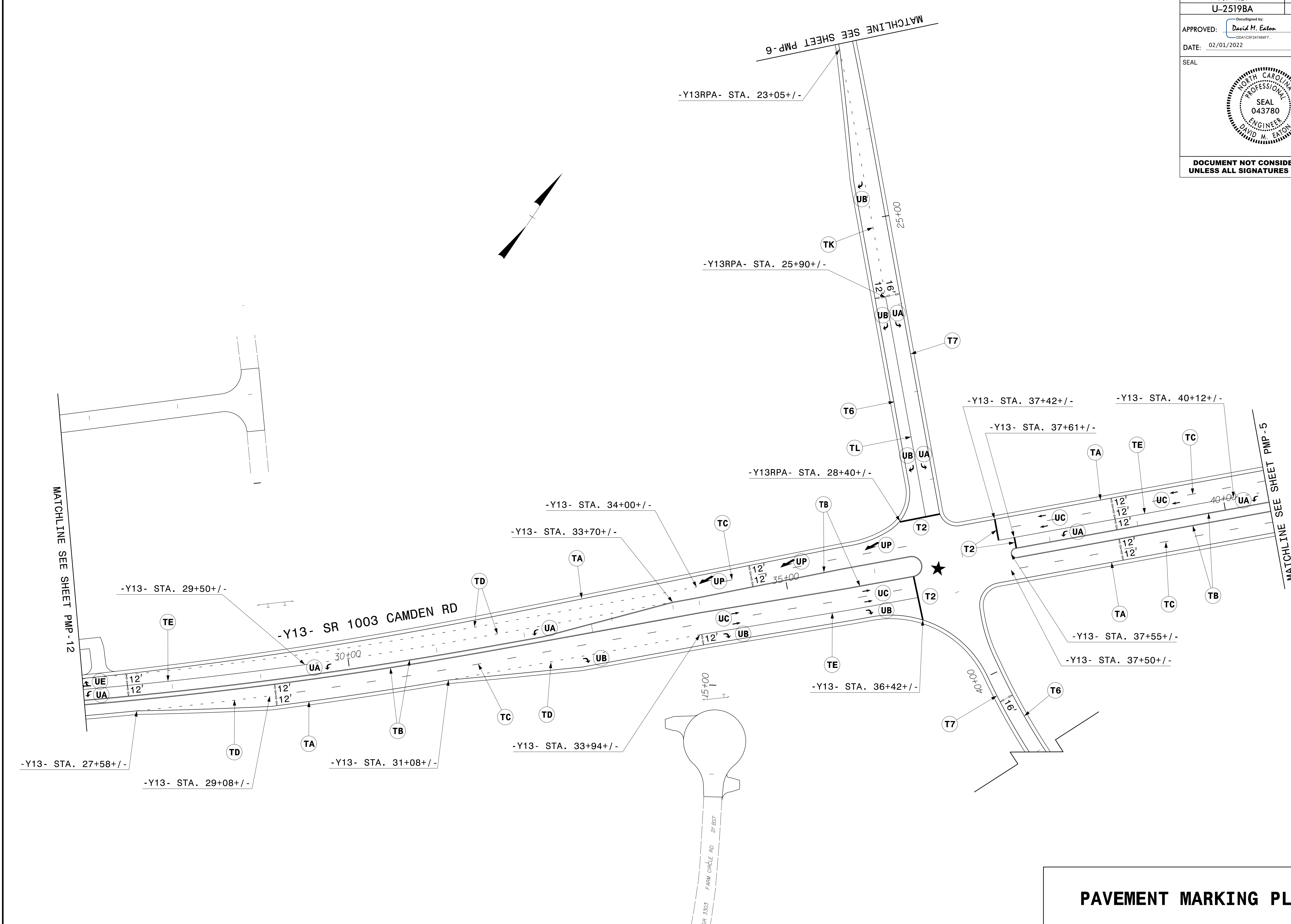


PAVEMENT MARKING PLAN




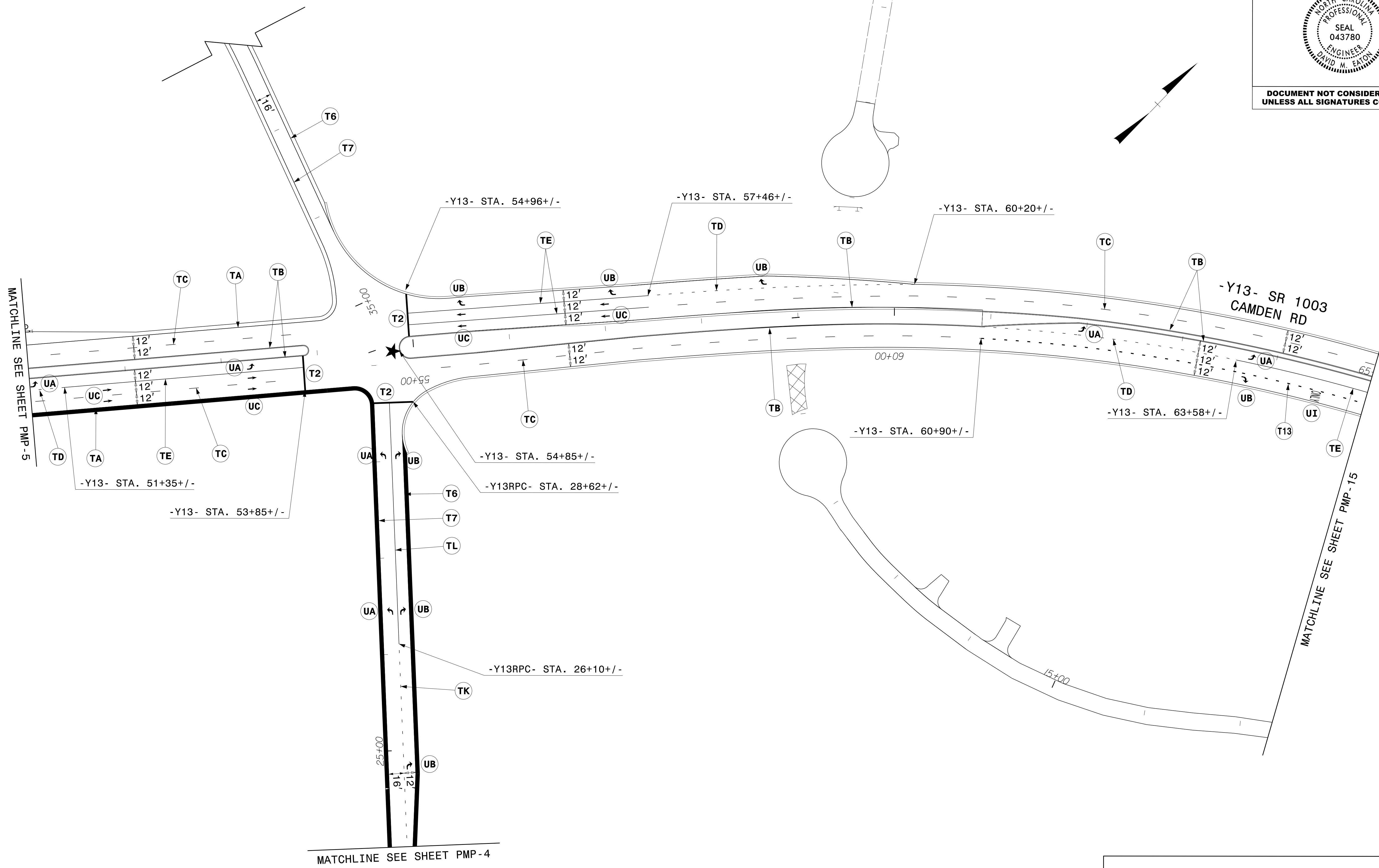
PAVEMENT MARKING PLAN

TIP NO. U-2519BA	SHEET NO. PMP-13
APPROVED: <i>David M. Eaton</i> <small>DDA1C8F2474847...</small>	
DATE: 02/01/2022	
SEAL	
	
DOCUMENT NOT CONSIDERED FINAL UNLESS ALL SIGNATURES COMPLETED	




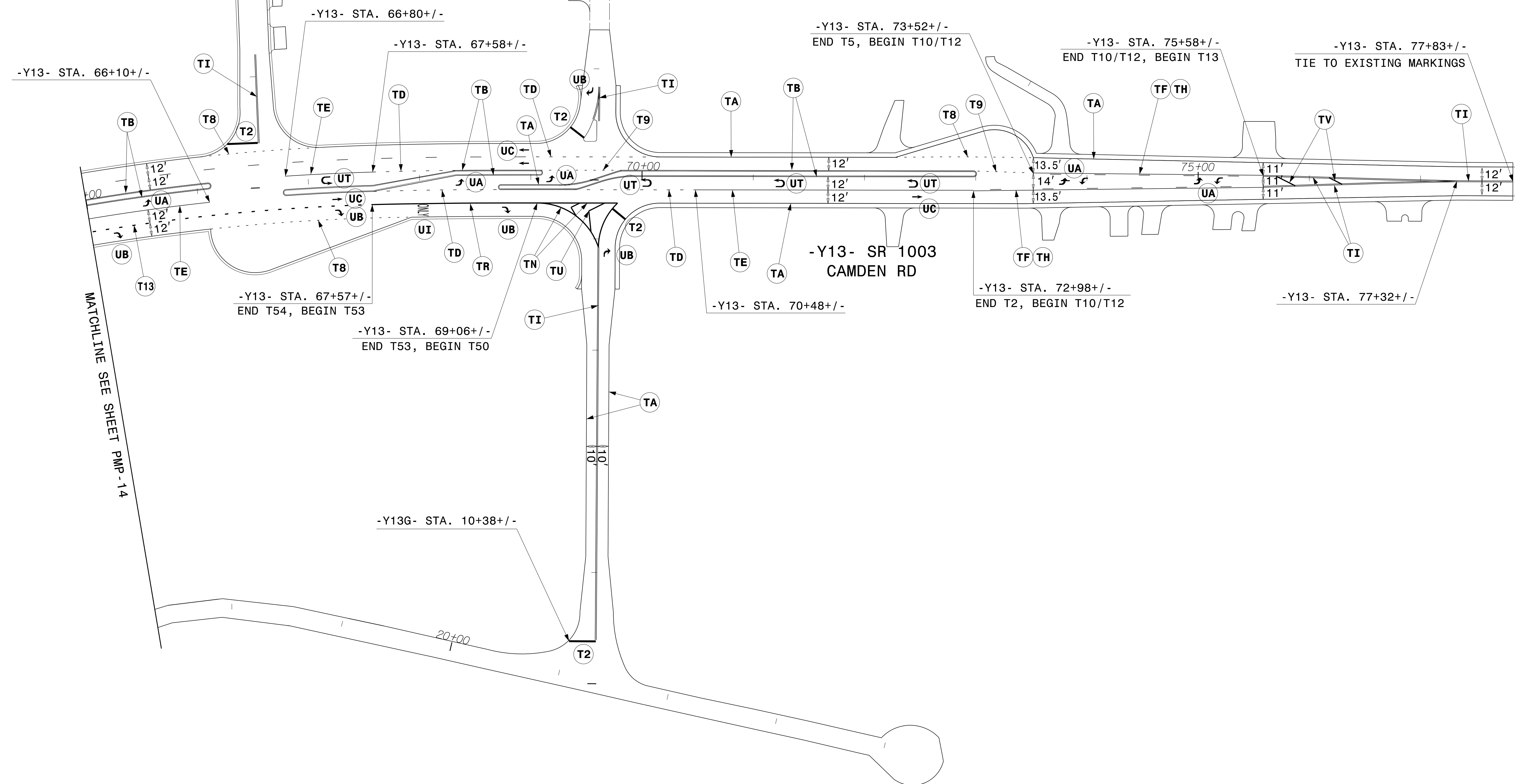
PAVEMENT MARKING PLAN

TIP NO. U-2519BA	SHEET NO. PMP - 14
APPROVED: <i>David M. Eaton</i> <small>DDA1CSF247484F7</small>	
DATE: 02/01/2022	
SEAL	
	
DOCUMENT NOT CONSIDERED FINAL UNLESS ALL SIGNATURES COMPLETED	

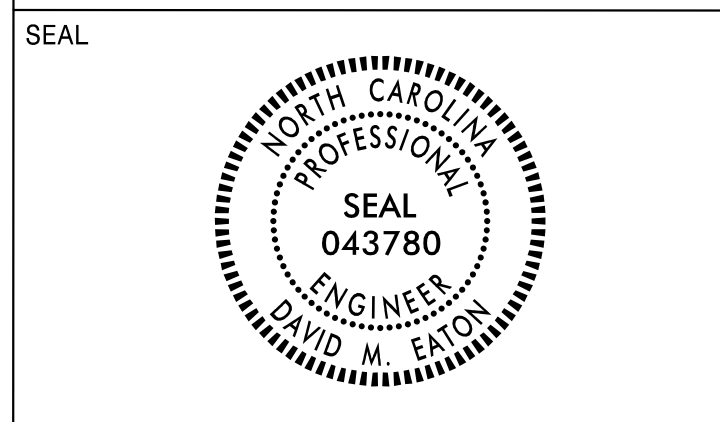


PAVEMENT MARKING PLAN

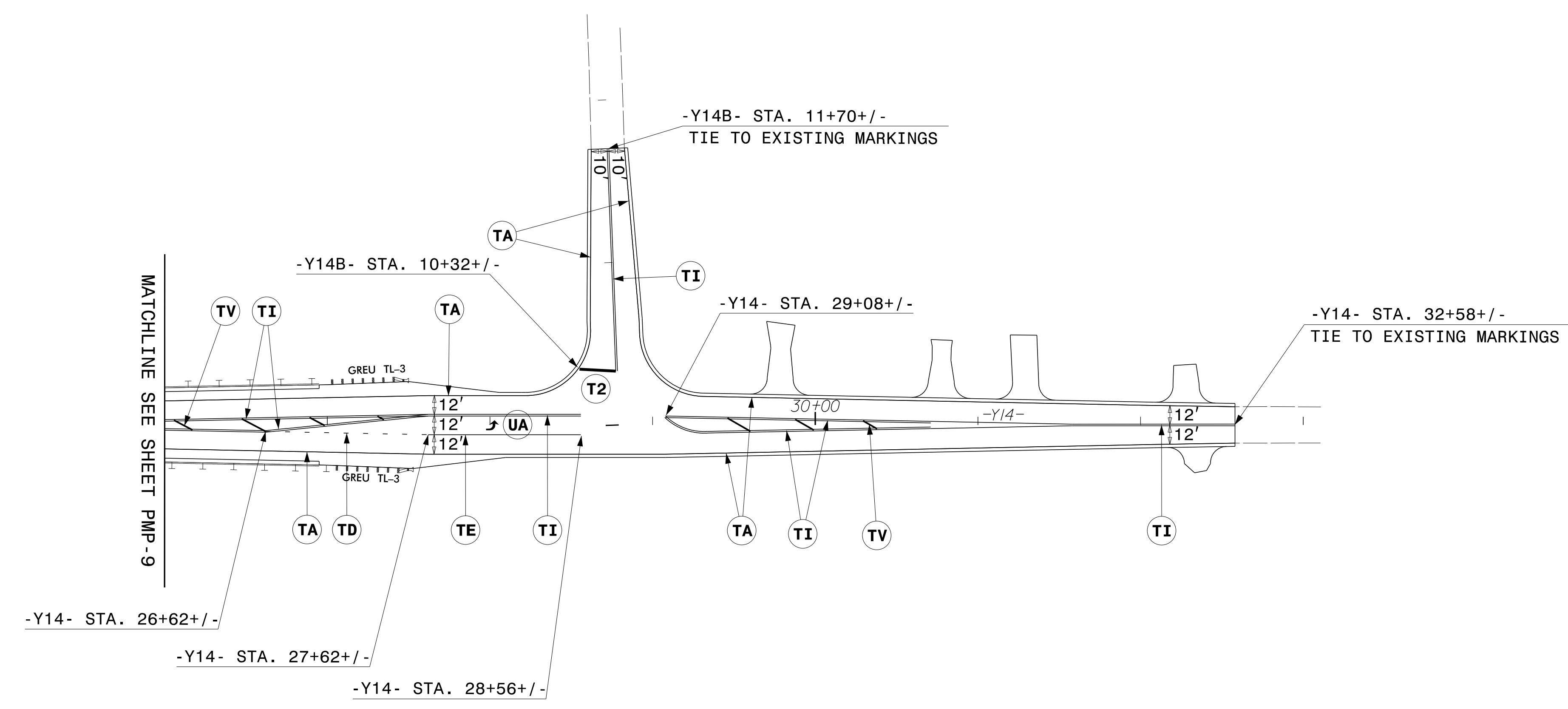
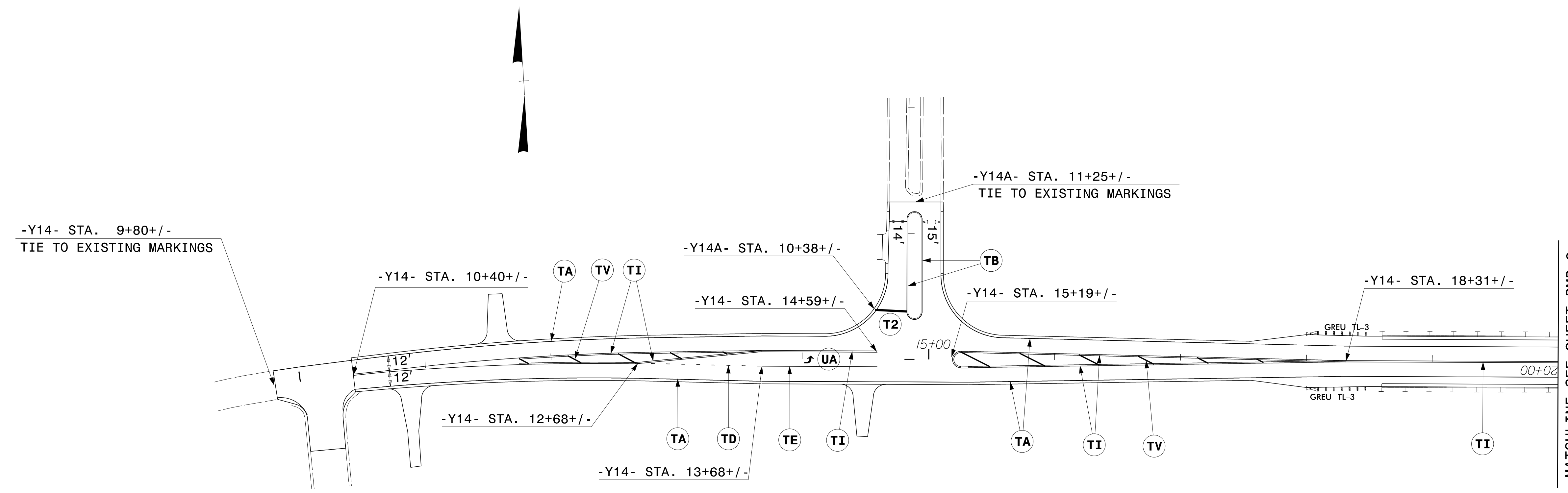
TIP NO. U-2519BA	SHEET NO. PMP - 15
APPROVED: <i>David M. Eaton</i> DDA1CSF247484F7	
DATE: 02/01/2022	
SEAL	
	
DOCUMENT NOT CONSIDERED FINAL UNLESS ALL SIGNATURES COMPLETED	




PAVEMENT MARKING PLAN

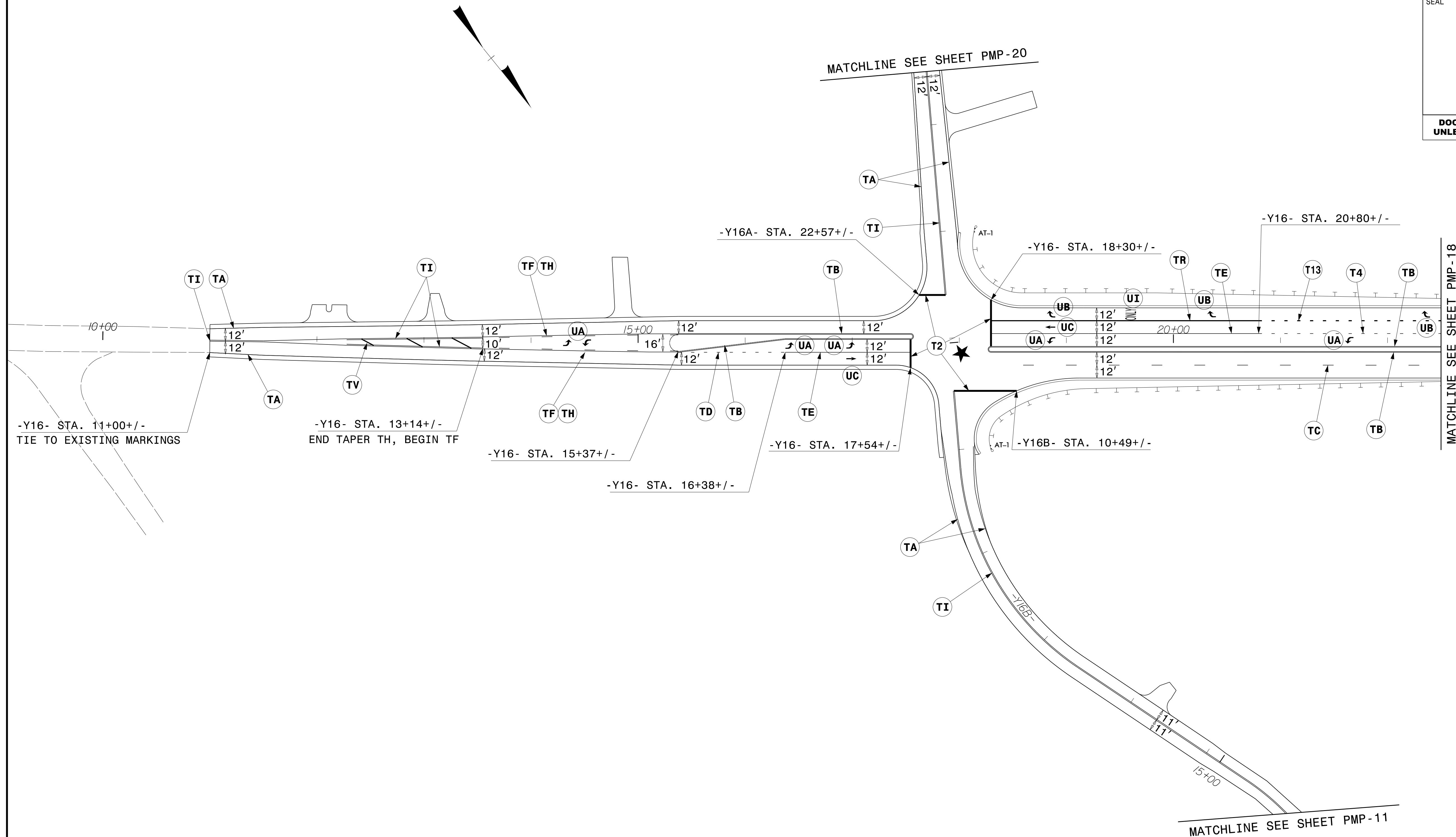


**DOCUMENT NOT CONSIDERED FINAL
UNLESS ALL SIGNATURES COMPLETED**

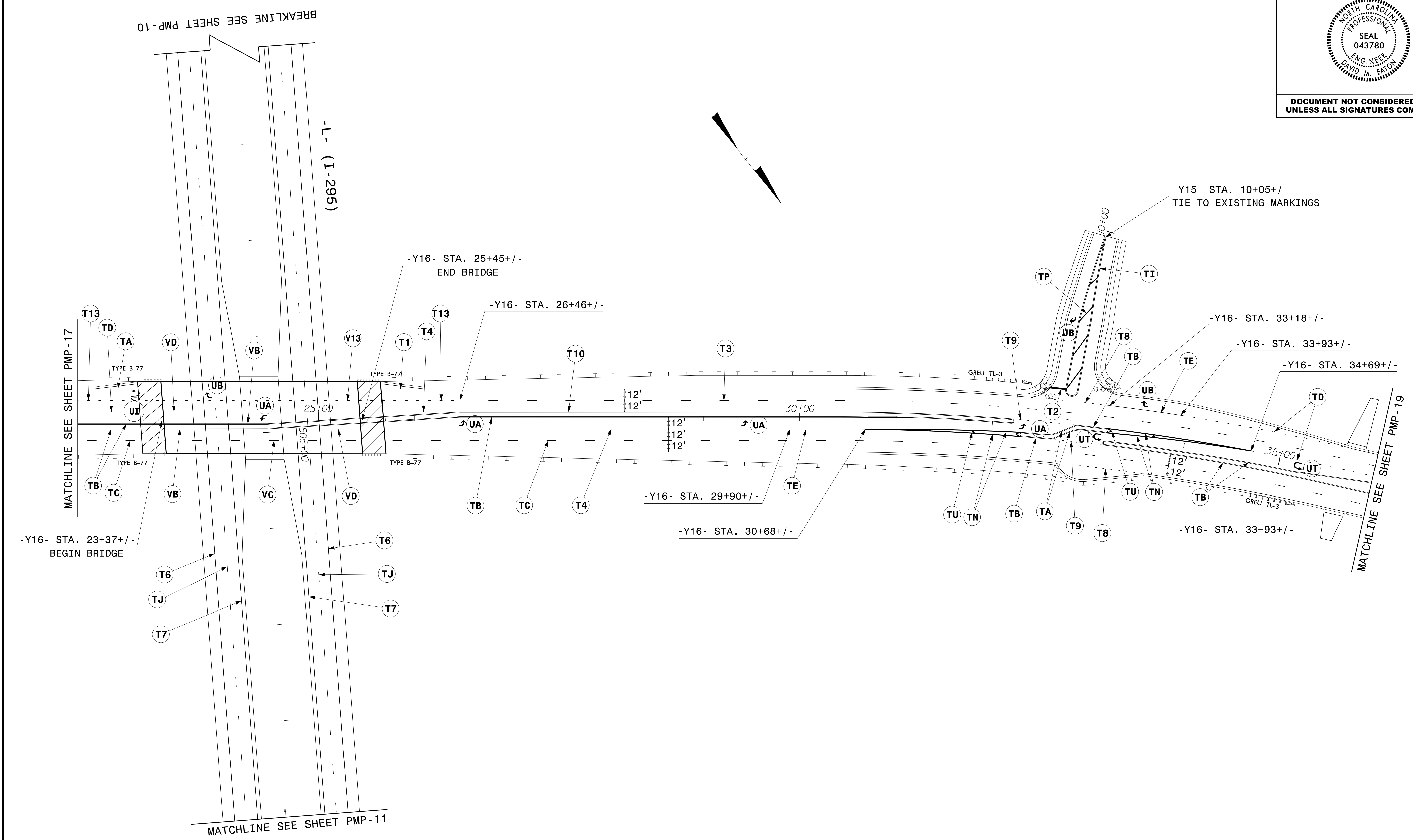


PAVEMENT MARKING PLAN


TIP NO. U-2519BA	SHEET NO. PMP-17
APPROVED: <i>David M. Eaton</i> DDA1C8F2474847	
DATE: 02/01/2022	
SEAL	
	
DOCUMENT NOT CONSIDERED FINAL UNLESS ALL SIGNATURES COMPLETED	

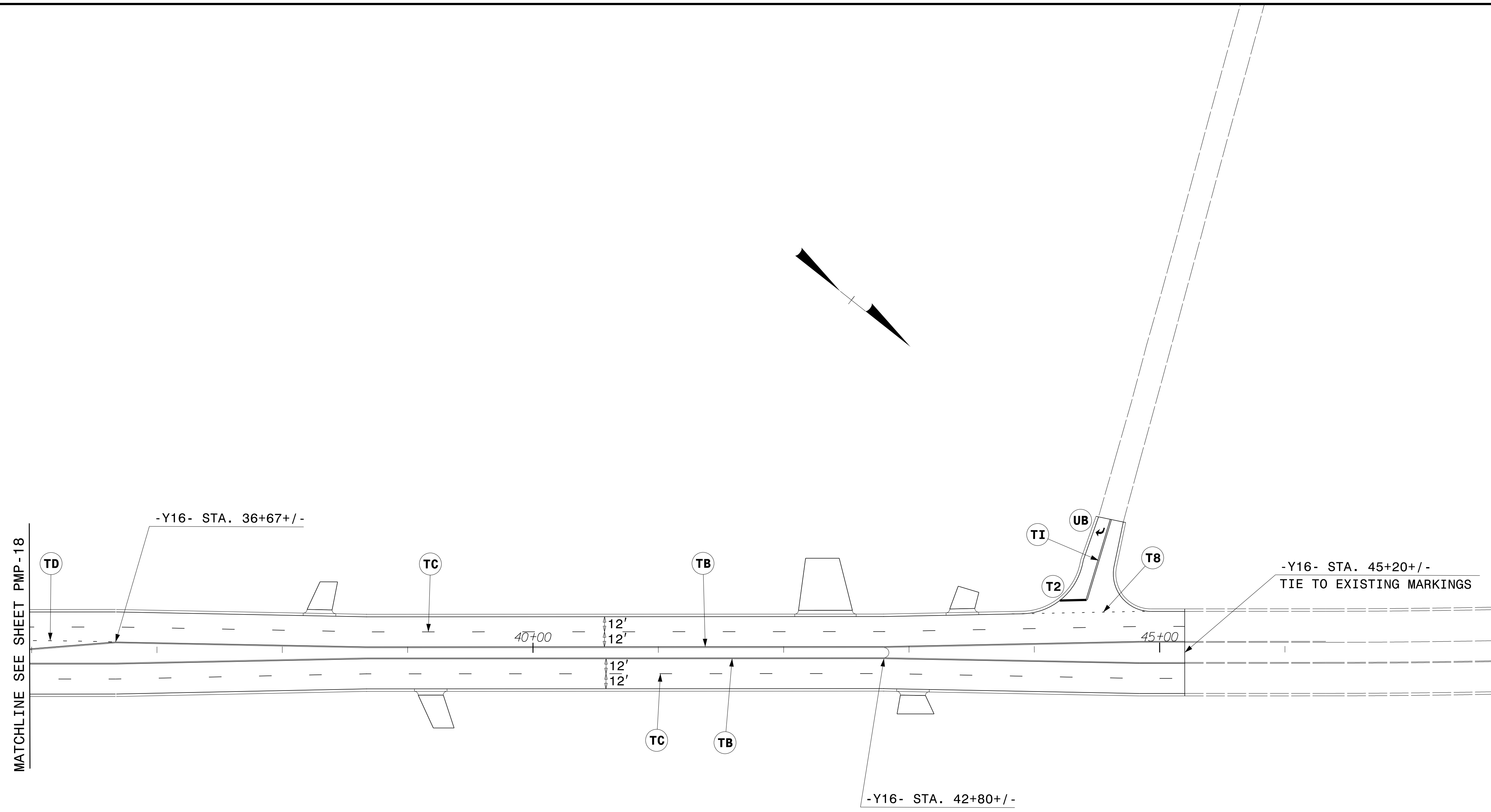


PAVEMENT MARKING PLAN




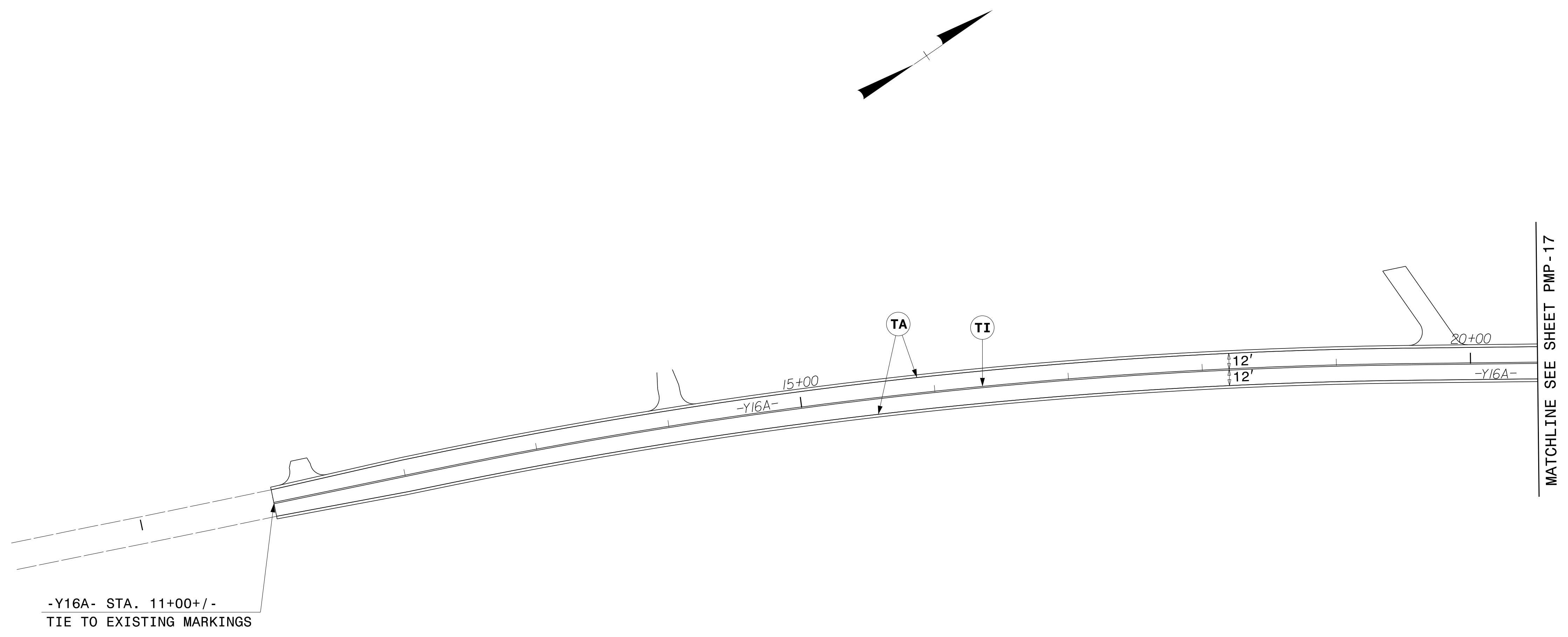
PAVEMENT MARKING PLAN

TIP NO. U-2519BA	SHEET NO. PMP-19
APPROVED: <i>David M. Eaton</i> <small>DDA1C8F247484F7</small>	
DATE: 02/01/2022	
SEAL	
	
DOCUMENT NOT CONSIDERED FINAL UNLESS ALL SIGNATURES COMPLETED	



PAVEMENT MARKING PLAN

TIP NO. U-2519BA	SHEET NO. PMP-20
APPROVED: <i>David M. Eaton</i> <small>DDA1C8F247484F7...</small>	
DATE: 02/01/2022	
SEAL	
	
DOCUMENT NOT CONSIDERED FINAL UNLESS ALL SIGNATURES COMPLETED	



PAVEMENT MARKING PLAN

**STATE OF NORTH CAROLINA
DEPARTMENT OF TRANSPORTATION**

**PAVEMENT MARKING PLAN
CUMBERLAND COUNTY**

**LOCATION: FAYETTEVILLE OUTER LOOP FROM SOUTH OF SR 1104 (STRICKLAND BRIDGE RD)
TO NORTH OF US 401**

<small>TIP NO.</small> U-2519BB	<small>SHEET NO.</small> PMP-1
<small>APPROVED:</small> <small>DATE:</small> 03/24/2022	
DOCUMENT NOT CONSIDERED FINAL UNLESS ALL SIGNATURES COMPLETED	

T.I.P.: U-2519BB

INDEX

<u>SHEET NO.</u>	<u>DESCRIPTION</u>
PMP-1	PAVEMENT MARKING PLAN TITLE SHEET
PMP-1A	PAVEMENT MARKING SCHEDULE
PMP-2 THRU PMP-20	PAVEMENT MARKING DETAIL SHEETS

ROADWAY STANDARD DRAWINGS

THE FOLLOWING ROADWAY STANDARDS AS APPEAR IN "ROADWAY STANDARD DRAWINGS" - PROJECT SERVICES UNIT - N.C. DEPARTMENT OF TRANSPORTATION - RALEIGH, N.C., DATED JANUARY 2018 ARE APPLICABLE TO THIS PROJECT AND BY REFERENCE HEREBY ARE CONSIDERED A PART OF THESE PLANS:

<u>STD. NO.</u>	<u>TITLE</u>
1205.01	PAVEMENT MARKINGS - LINE TYPES AND OFFSETS
1205.02	PAVEMENT MARKINGS - TWO-LANE AND MULTILANE ROADWAYS
1205.03	PAVEMENT MARKINGS - EXIT AND ENTRANCE RAMP
1205.04	PAVEMENT MARKINGS - INTERSECTIONS
1205.05	PAVEMENT MARKINGS - TURN LANES
1205.08	PAVEMENT MARKINGS - SYMBOLS AND WORD MESSAGES
1205.09	PAVEMENT MARKINGS - PAINTED ISLANDS
1205.12	PAVEMENT MARKINGS - BRIDGES
1205.13	PAVEMENT MARKINGS - LANE REDUCTIONS
1250.01	RAISED PAVEMENT MARKERS - INSTALLATION SPACING
1251.01	RAISED PAVEMENT MARKERS - PERMANENT AND TEMPORARY
1253.01	RAISED PAVEMENT MARKERS - SNOWPLOWABLE
1261.01	GUARDRAIL AND BARRIER DELINEATORS - INSTALLATION SPACING
1261.02	GUARDRAIL AND BARRIER DELINEATORS - TYPES AND MOUNTING
1262.01	GUARDRAIL END DELINEATION
1264.01	OBJECT MARKERS - TYPES
1264.02	OBJECT MARKERS - INSTALLATION
1267.01	FLEXIBLE DELINEATORS - INSTALLATION
1267.02	FLEXIBLE DELINEATORS - SPACING TABLES
1267.03	FLEXIBLE DELINEATORS - INTERCHANGE PLACEMENT

GENERAL NOTES

THE FOLLOWING GENERAL NOTES APPLY AT ALL TIMES FOR THE DURATION OF THE CONSTRUCTION PROJECT, EXCEPT WHEN OTHERWISE NOTED IN THE PLAN, OR DIRECTED BY THE ENGINEER.


- A) INSTALL PAVEMENT MARKINGS AND PAVEMENT MARKERS ON THE FINAL SURFACE AS FOLLOWS:

<u>ROAD NAME</u>	<u>MARKING</u>	<u>MARKER</u>
NC 295	THERMOPLASTIC	SNOWPLOWABLE
-Y- LINES	THERMOPLASTIC	RAISED
BRIDGE DECKS	POLYUREA	RAISED

- B) TIE PROPOSED PAVEMENT MARKING LINES TO EXISTING PAVEMENT MARKING LINES.
 C) REMOVE/REPLACE ANY CONFLICTING/DAMAGED PAVEMENT MARKINGS AND MARKERS.
 D) PASSING ZONES WILL BE DETERMINED IN THE FIELD AND MUST BE APPROVED BY THE ENGINEER.
 E) STOP BAR LOCATION AT NON-SIGNALIZED INTERSECTIONS MAY BE ADJUSTED AS DIRECTED BY THE ENGINEER.
 F) REMOVE ALL RESIDUE AND SURFACE LAITANCE BY ACCEPTABLE METHODS ON CONCRETE BRIDGE DECKS PRIOR TO PLACING POLYUREA PAVEMENT MARKING MATERIAL.
 G) UNLESS OTHERWISE SPECIFIED, HEATED-IN-PLACE THERMOPLASTIC MAY BE USED IN LIEU OF EXTRUDED THERMOPLASTIC FOR STOP BARS, SYMBOLS, CHARACTERS AND DIAGONALS. IF HEATED-IN-PLACE IS USED, IT SHALL BE PAID FOR USING THE EXTRUDED THERMOPLASTIC PAY ITEM.

PLAN SUBMITTED TO:

A. I. Alqudwah, PE SIGNING & DELINEATION REGIONAL ENGINEER
D. M. Eaton, PE SIGNING & DELINEATION PROJECT DESIGN ENGINEER





PLAN PREPARED BY:

Tim Arey, PE PROJECT ENGINEER
Susan Kunz PROJECT MANAGER
Larry Ashley DESIGN ENGINEER

Prepared in the Office of:



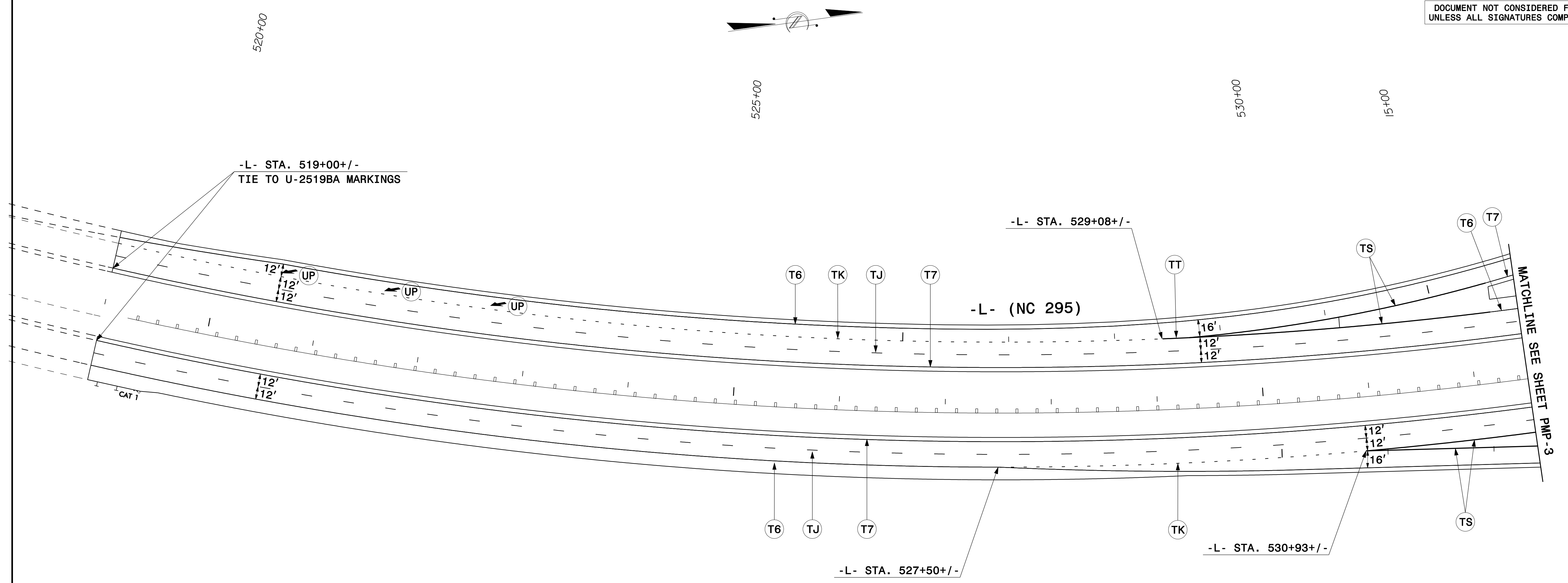
TIP NO. U-2519BB	SHEET NO. PMP - 1A
APPROVED:  DDA1C5F247484F7	
DATE: 02/11/2022	
SEAL 	
DOCUMENT NOT CONSIDERED FINAL UNLESS ALL SIGNATURES COMPLETED	

PAVEMENT MARKING SCHEDULE

Symbol	Description	Material
T8	2 FT. - 6 FT./SP WHITE MINISKIP (4", 90 MIL)	Thermo
TA	WHITE EDGELINE (4", 90 MIL)	Thermo
TB	YELLOW EDGELINE (4", 90 MIL)	Thermo
TC	10 FT. WHITE SKIP (4", 90 MIL)	Thermo
TD	3 FT. - 9 FT./SP WHITE MINISKIP (4", 90 MIL)	Thermo
TE	WHITE SOLID LANE LINE (4", 90 MIL)	Thermo
TF	10 FT. YELLOW SKIP (4", 90 MIL)	Thermo
TH	YELLOW SINGLE CENTER (4", 90 MIL)	Thermo
TI	YELLOW DOUBLE CENTER (4", 90 MIL)	Thermo
T6	WHITE EDGELINE (6", 90 MIL)	Thermo
T7	YELLOW EDGELINE (6", 90 MIL)	Thermo
TJ	10 FT. WHITE SKIP (6", 90 MIL)	Thermo
TK	3 FT. - 9 FT./SP WHITE MINISKIP (6", 90 MIL)	Thermo
TL	WHITE SOLID LANE LINE (6", 90 MIL)	Thermo
T13	3 FT. - 9 FT./SP WHITE MINISKIP (8", 90 MIL)	Thermo
TN	WHITE GORELANE LINE (8", 90 MIL)	Thermo
TR	WHITE SOLID LANE LINE (8", 90 MIL)	Thermo
T14	3 FT. - 9 FT./SP WHITE MINISKIP (12", 90 MIL)	Thermo
TS	WHITE GORELINE (12", 90 MIL)	Thermo
TT	WHITE SOLID LANE LINE (12", 90 MIL)	Thermo
TU	WHITE DIAGONAL (12", 90 MIL)	Thermo
TV	YELLOW DIAGONAL (12", 90 MIL)	Thermo
T2	WHITE STOPBAR (24", 90 MIL)	Thermo
UA	LEFT TURN ARROW (90 MIL)	Thermo
UB	RIGHT TURN ARROW (90 MIL)	Thermo
UC	STRAIGHT ARROW (90 MIL)	Thermo
UE	COMBO. RIGHT/STRAIGHT ARROW (90 MIL)	Thermo
UI	ALPHANUMERIC CHARACTER (90 MIL)	Thermo
UN	24" YIELD LINE TRIANGLE (90 MIL)	Thermo
UP	MERGE ARROW (90 MIL)	Thermo
UQ	WRONG-WAY RAMP ARROW (90 MIL)	Thermo

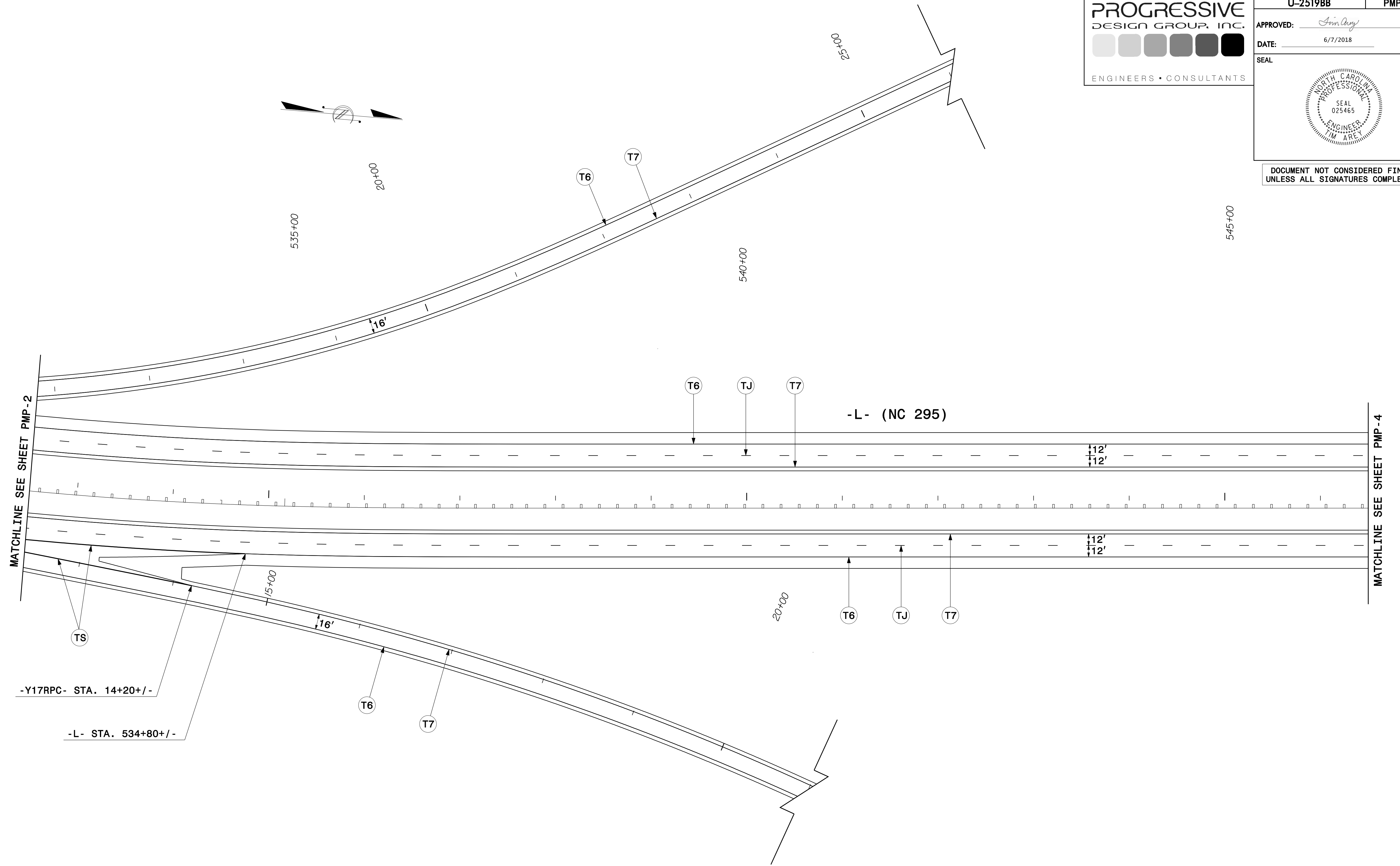
Symbol	Description	Material
VA	WHITE EDGELINE (4", 20 MIL)	Polyurea
VB	YELLOW EDGELINE (4", 20 MIL)	Polyurea
VC	10 FT. WHITE SKIP (4", 20 MIL)	Polyurea
VD	3 FT. - 9 FT./SP WHITE MINISKIP (4", 20 MIL)	Polyurea
V6	WHITE EDGELINE (6", 20 MIL)	Polyurea
V7	YELLOW EDGELINE (6", 20 MIL)	Polyurea
VJ	10 FT. WHITE SKIP (6", 20 MIL)	Polyurea
VK	3 FT. - 9 FT./SP WHITE MINISKIP (6", 90 MIL)	Polyurea
V14	3 FT. - 9 FT./SP WHITE MINISKIP (8", 20 MIL)	Polyurea
VS	WHITE GORELINE (12", 90 MIL)	Polyurea
VT	WHITE SOLID LANE LINE (12", 90 MIL)	Polyurea

DOCUMENT NOT CONSIDERED FINAL
 UNLESS ALL SIGNATURES COMPLETED



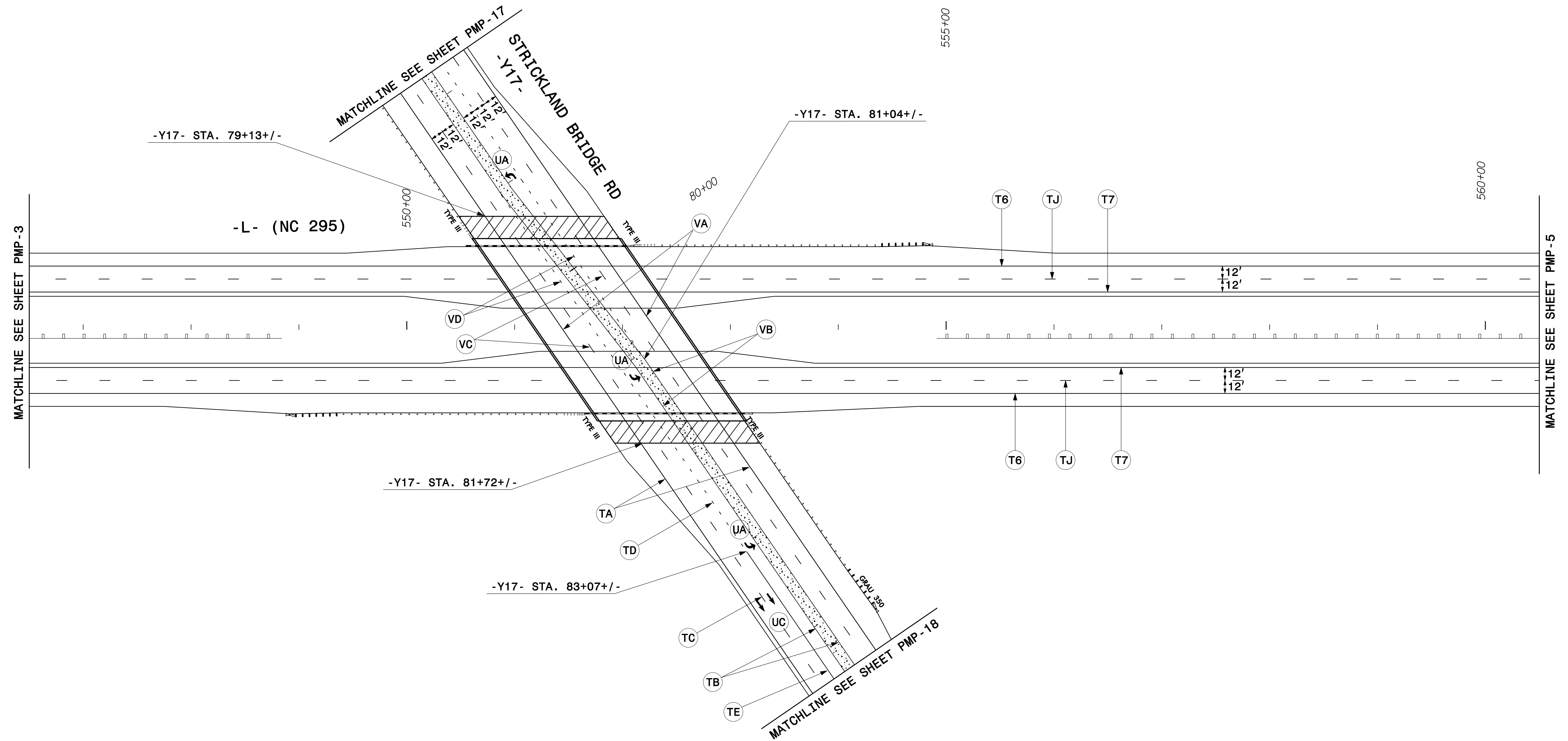
PAVEMENT MARKING PLAN

DOCUMENT NOT CONSIDERED FINAL
 UNLESS ALL SIGNATURES COMPLETED



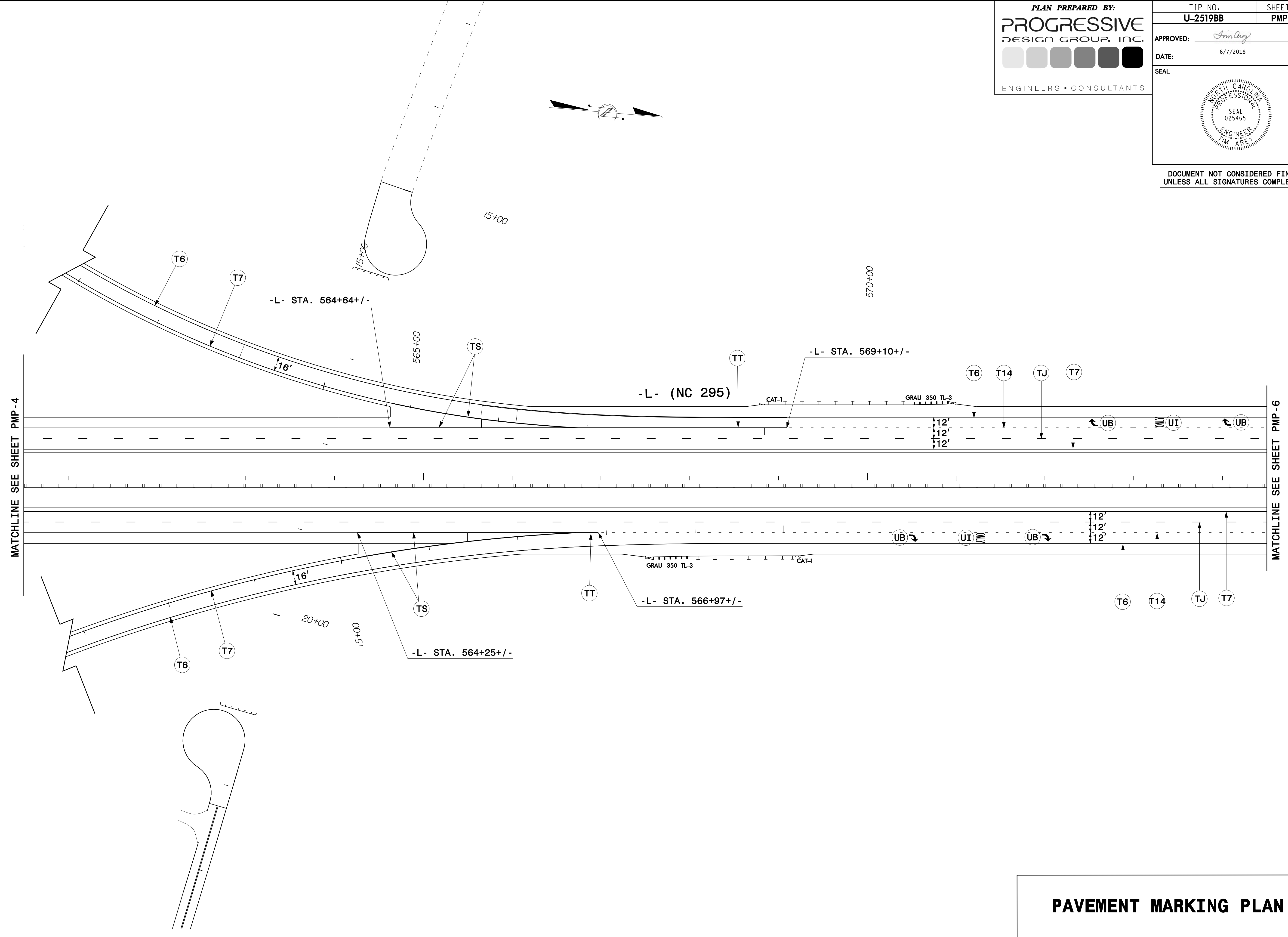
PAVEMENT MARKING PLAN

DOCUMENT NOT CONSIDERED FINAL
 UNLESS ALL SIGNATURES COMPLETED



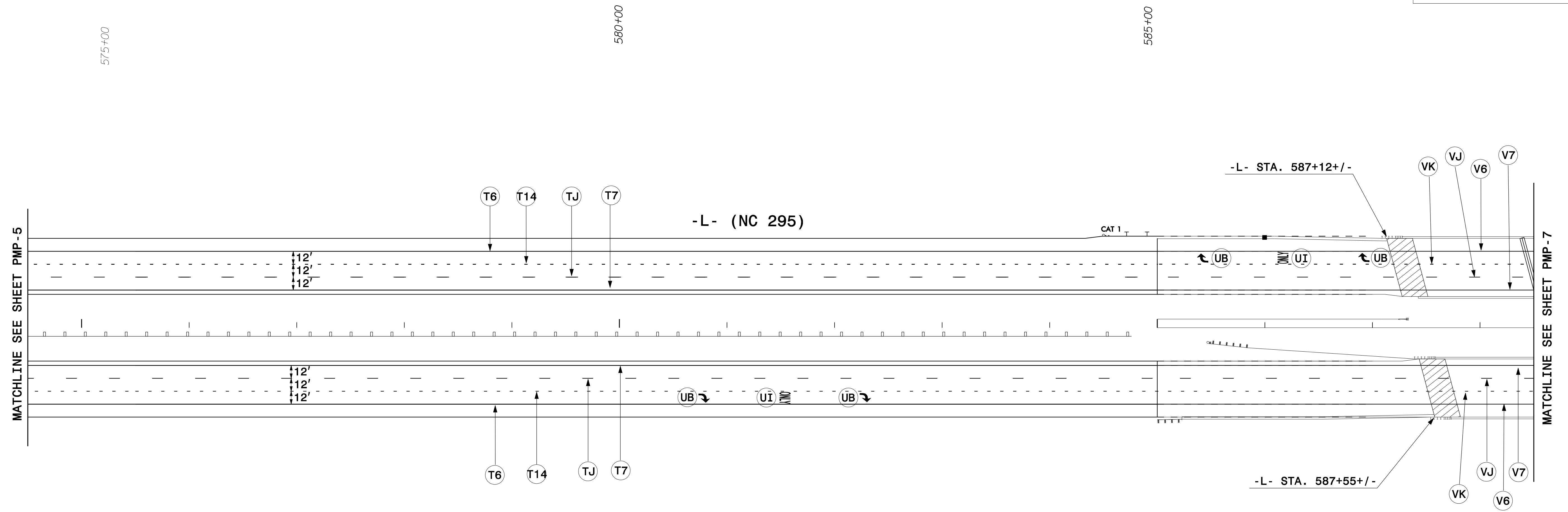
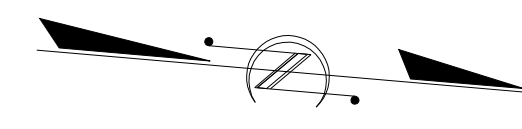
PAVEMENT MARKING PLAN

DOCUMENT NOT CONSIDERED FINAL
 UNLESS ALL SIGNATURES COMPLETED



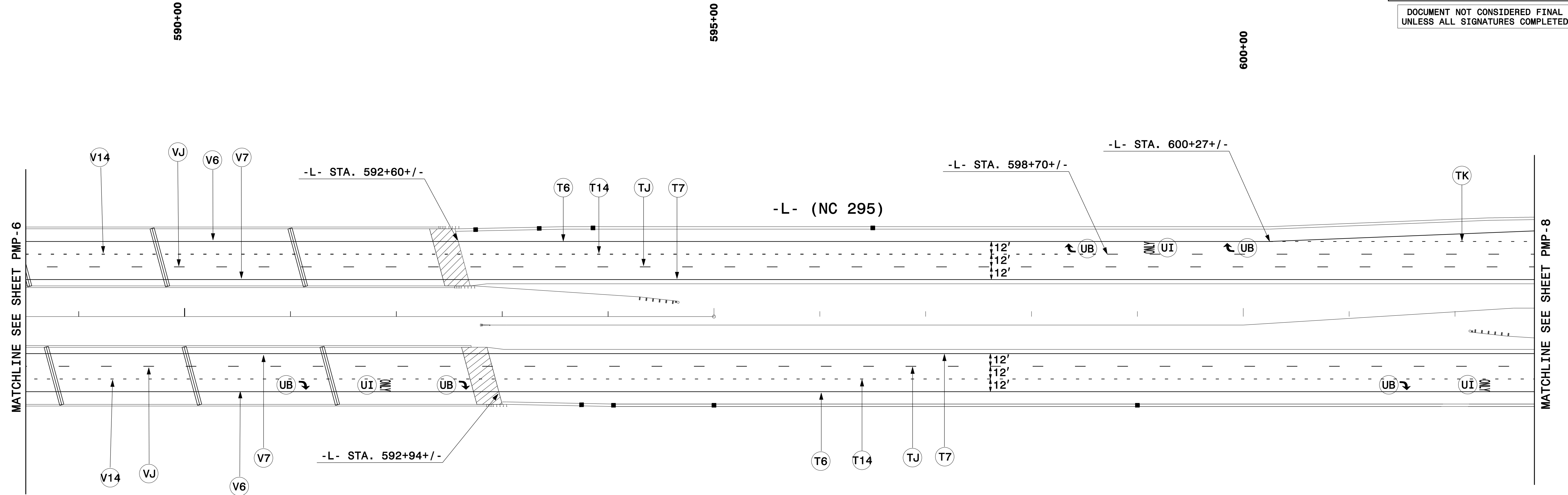
PAVEMENT MARKING PLAN

DOCUMENT NOT CONSIDERED FINAL
 UNLESS ALL SIGNATURES COMPLETED



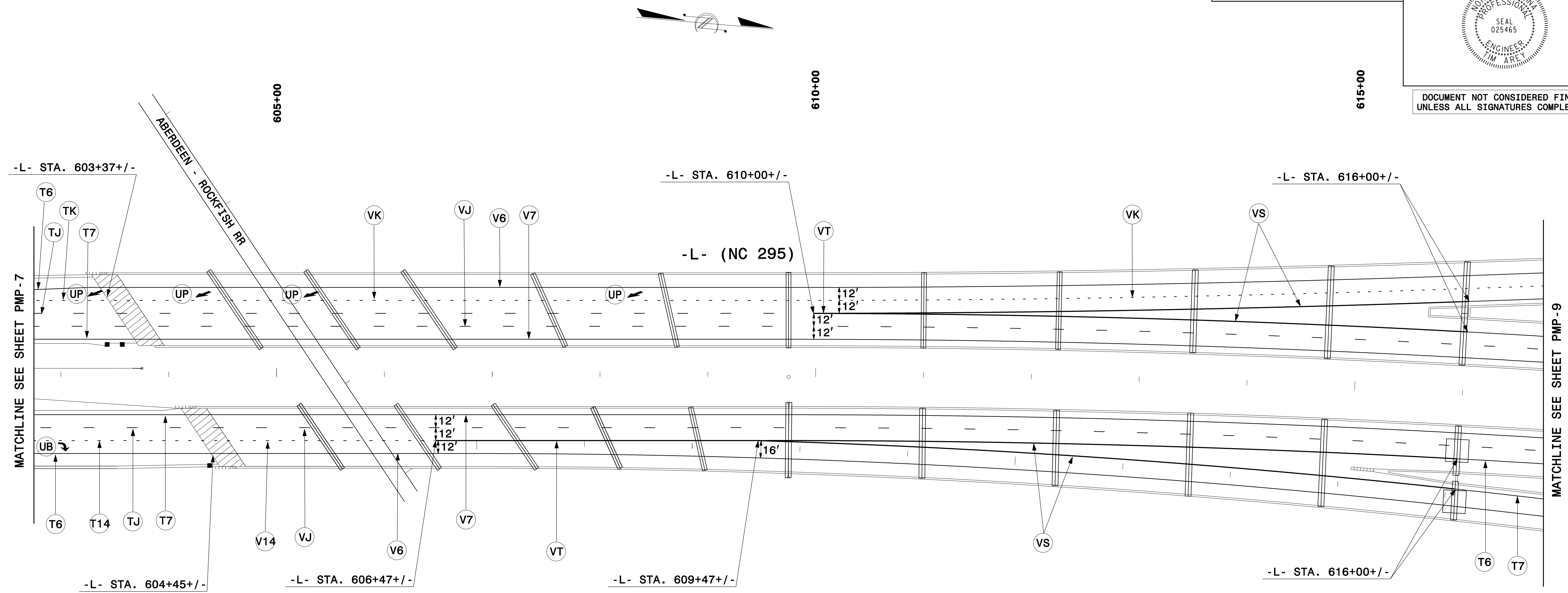
PAVEMENT MARKING PLAN

DOCUMENT NOT CONSIDERED FINAL
 UNLESS ALL SIGNATURES COMPLETED




PAVEMENT MARKING PLAN

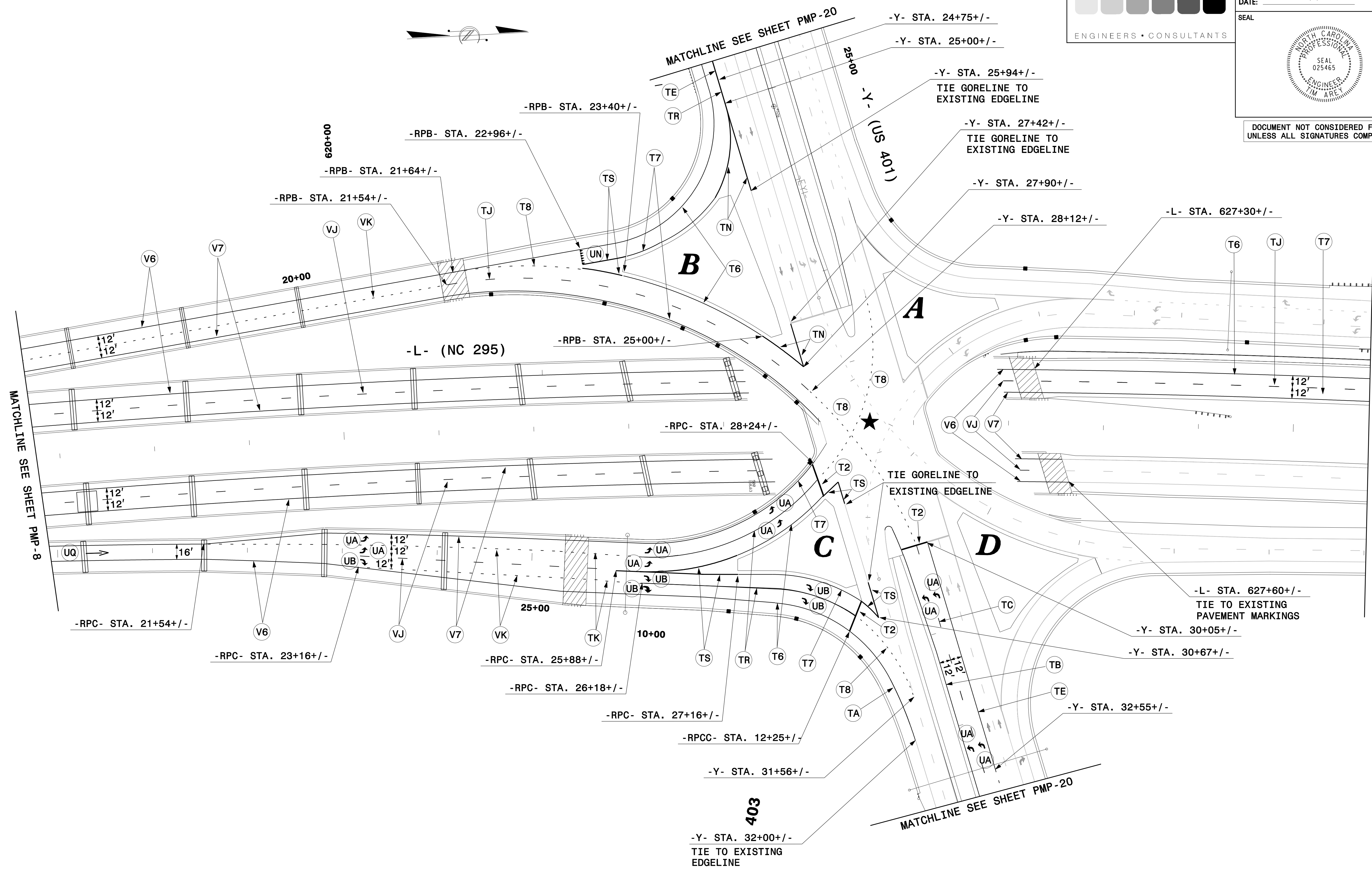
DOCUMENT NOT CONSIDERED FINAL
 UNLESS ALL SIGNATURES COMPLETED



PAVEMENT MARKING PLAN

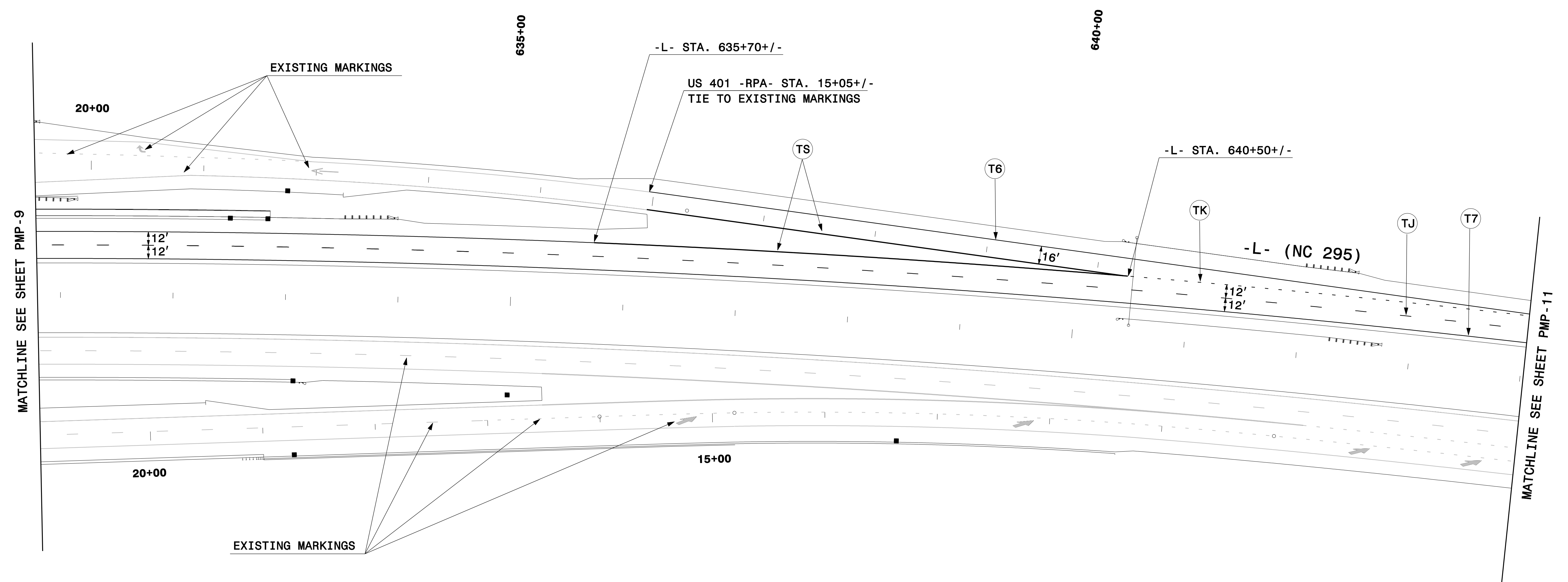
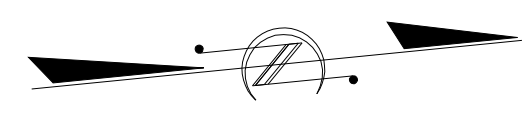


DOCUMENT NOT CONSIDERED FINAL
 UNLESS ALL SIGNATURES COMPLETED



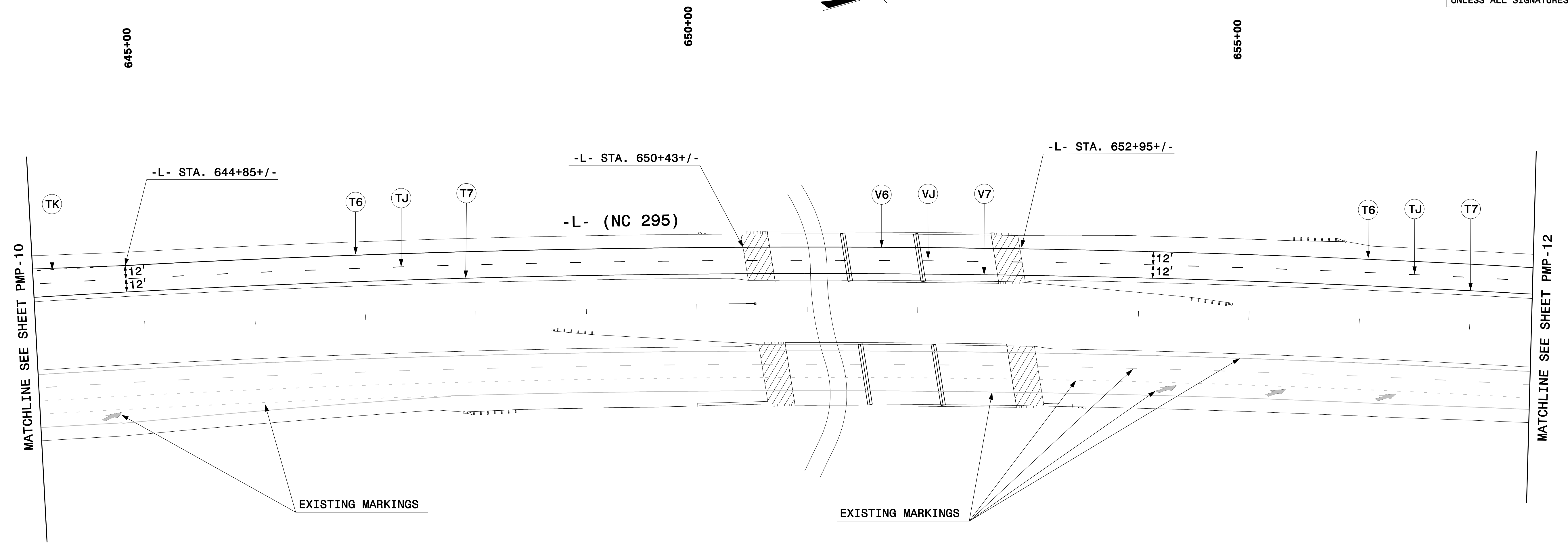
PAVEMENT MARKING PLAN

DOCUMENT NOT CONSIDERED FINAL
 UNLESS ALL SIGNATURES COMPLETED



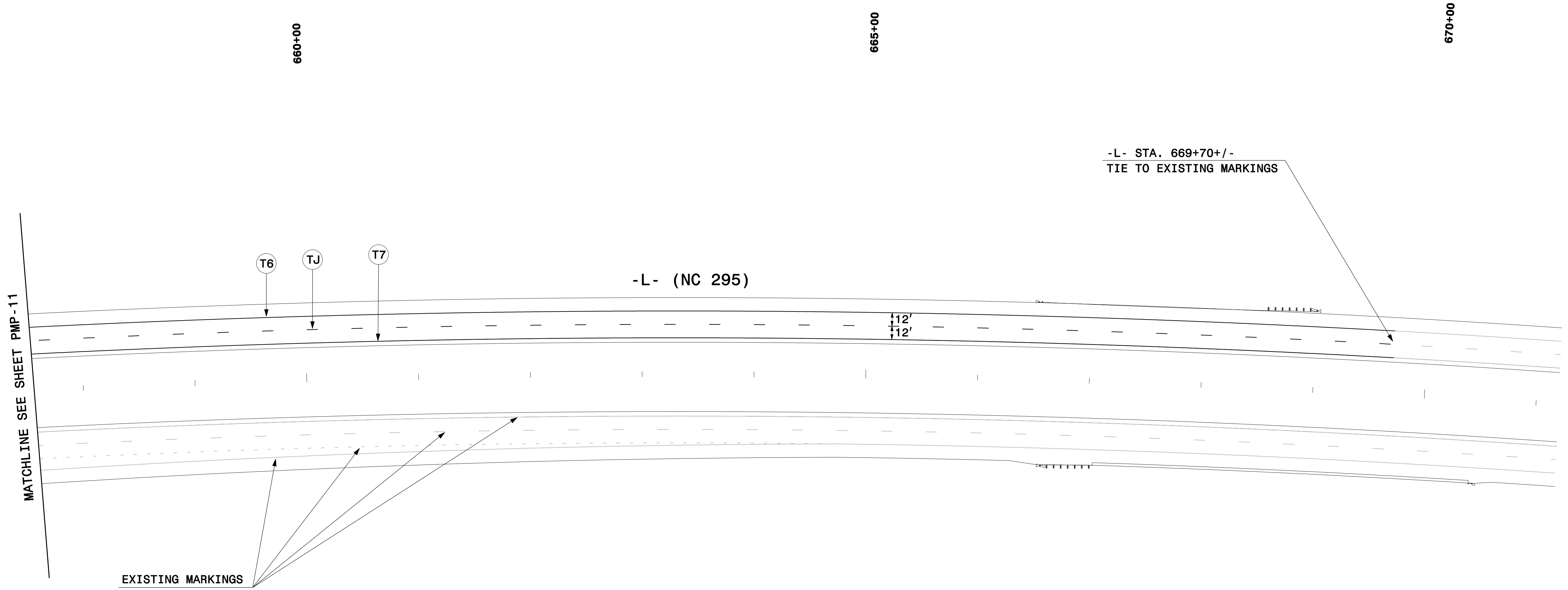

PAVEMENT MARKING PLAN

DOCUMENT NOT CONSIDERED FINAL
 UNLESS ALL SIGNATURES COMPLETED




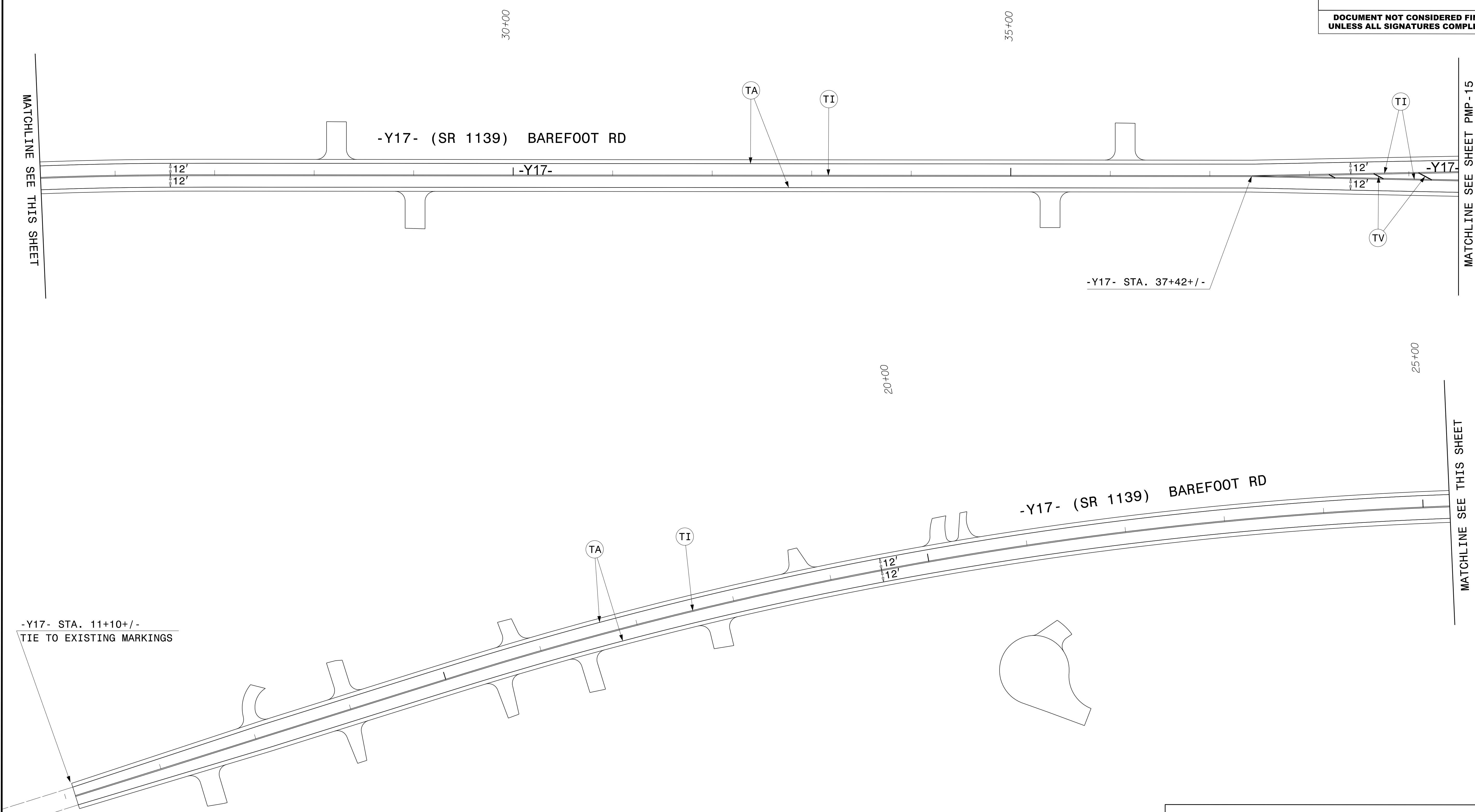
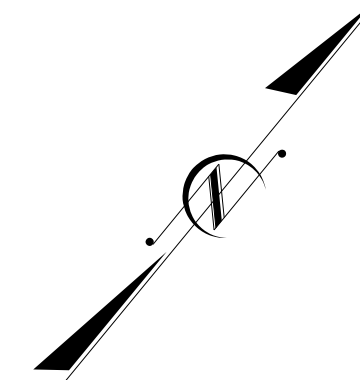
PAVEMENT MARKING PLAN

DOCUMENT NOT CONSIDERED FINAL
 UNLESS ALL SIGNATURES COMPLETED

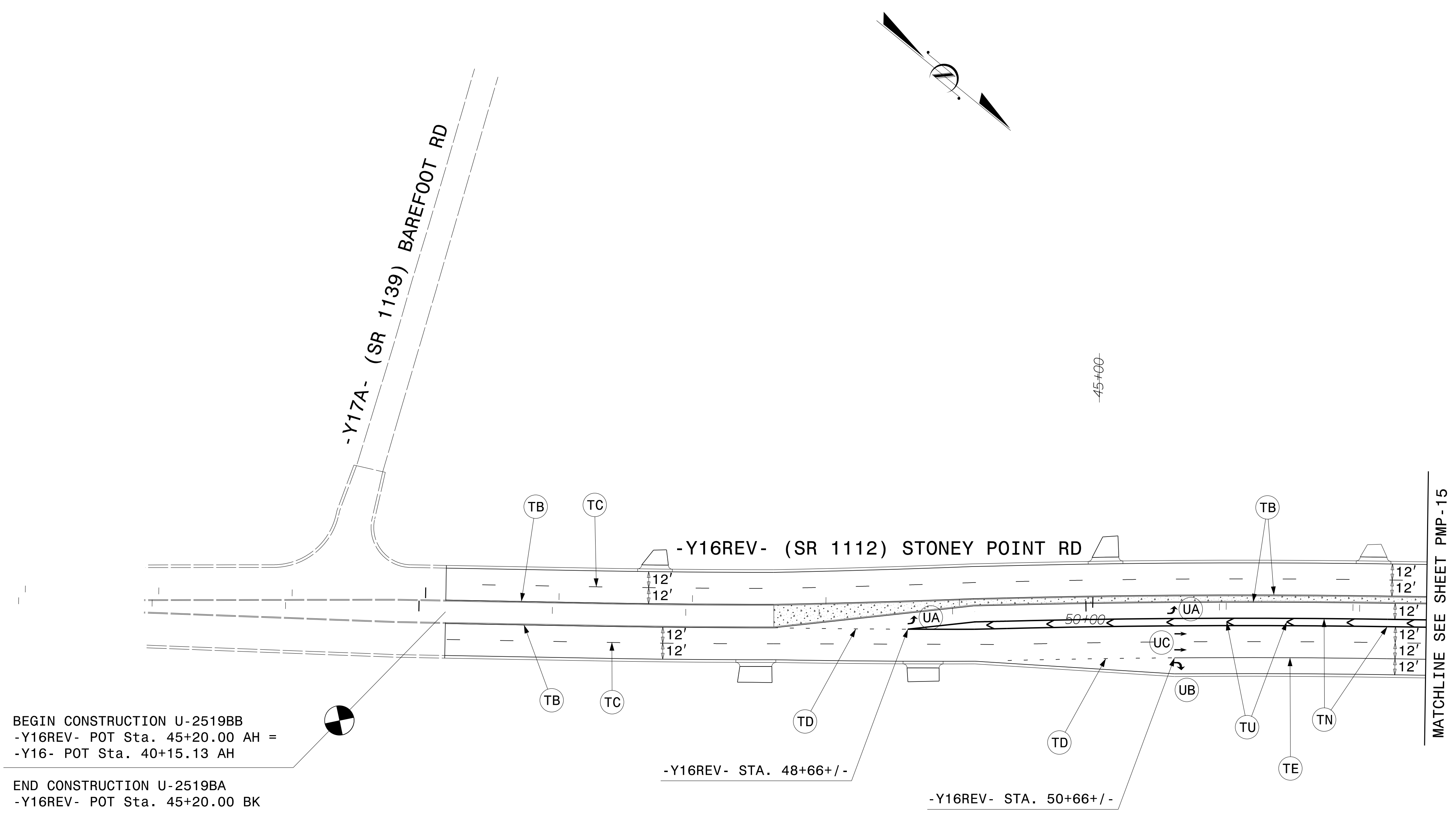


PAVEMENT MARKING PLAN

TIP NO. U-2519BB	SHEET NO. PMP - 13
APPROVED: <i>David M. Eaton</i> <small>DDA1GSP247484F7...</small>	
DATE: 02/02/2022	
SEAL	
	
DOCUMENT NOT CONSIDERED FINAL UNLESS ALL SIGNATURES COMPLETED	




PAVEMENT MARKING PLAN

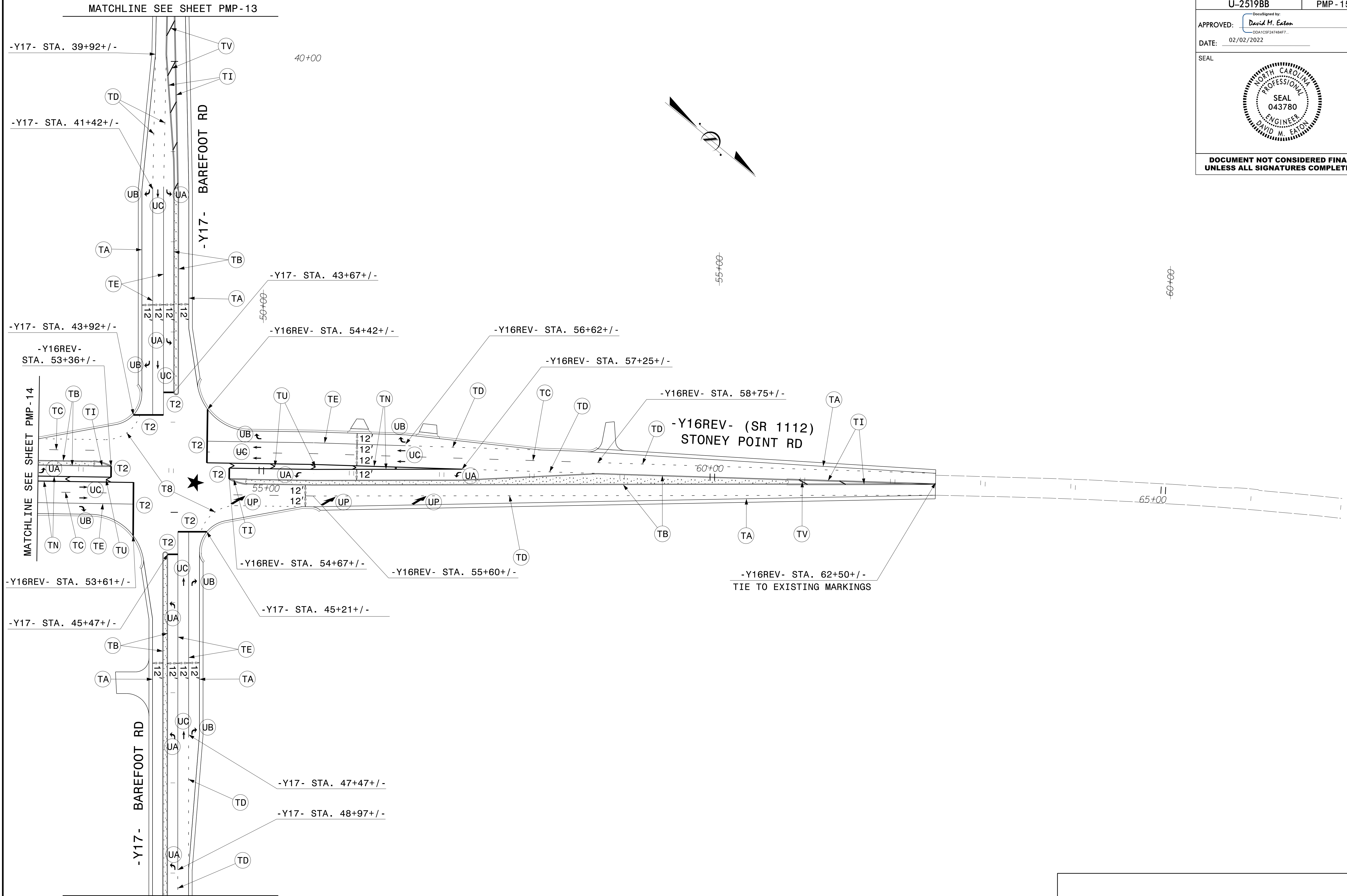


BEGIN CONSTRUCTION U-2519BB
 -Y16REV- POT Sta. 45+20.00 AH =
 -Y16- POT Sta. 40+15.13 AH


END CONSTRUCTION U-2519BA
 -Y16REV- POT Sta. 45+20.00 BK

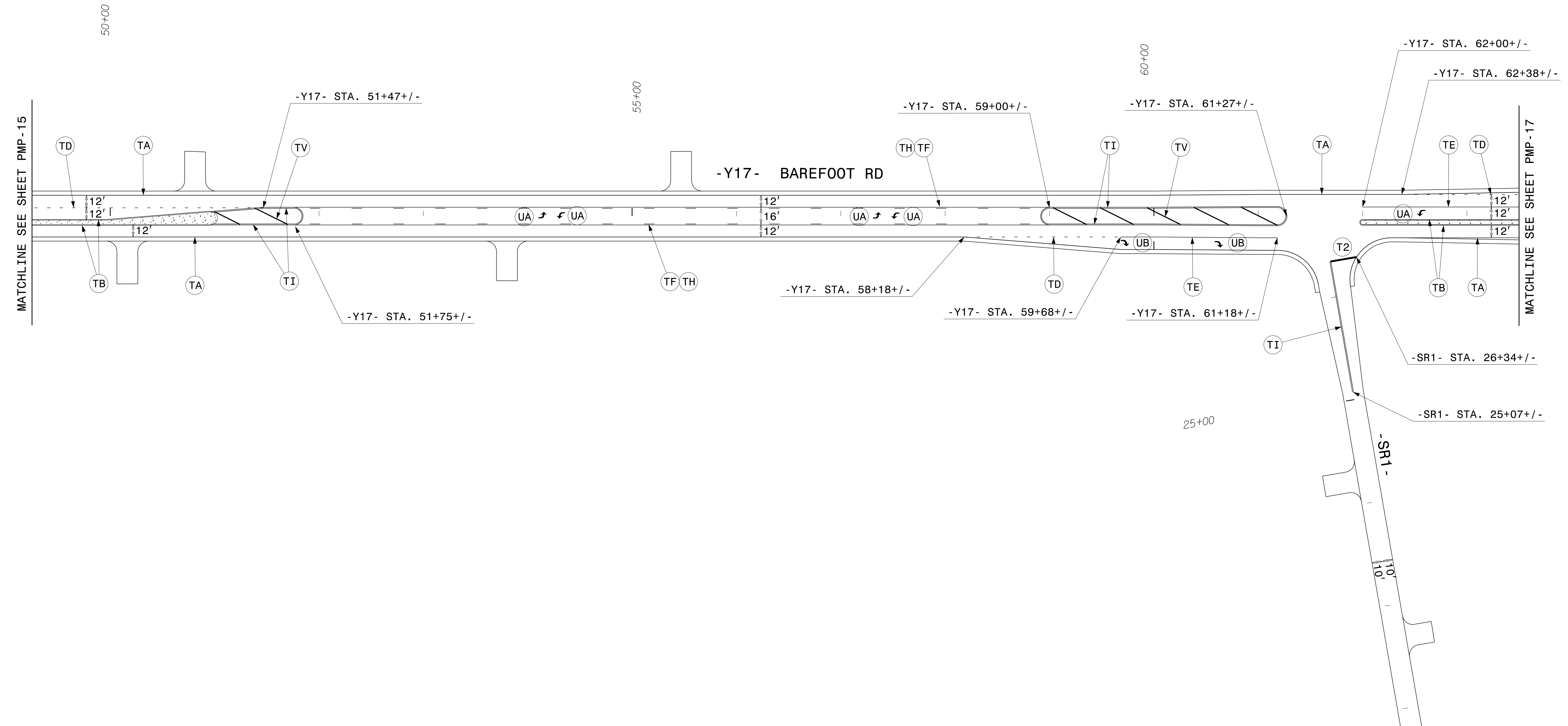
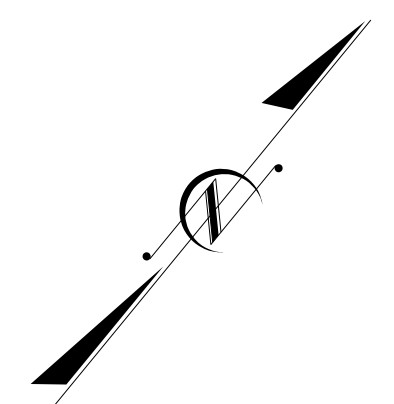
PAVEMENT MARKING PLAN

TIP NO. U-2519BB	SHEET NO. PMP-15
APPROVED: <i>David M. Eaton</i> <small>DDA1C5F2474847...</small>	
DATE: 02/02/2022	
SEAL	
	
DOCUMENT NOT CONSIDERED FINAL UNLESS ALL SIGNATURES COMPLETED	




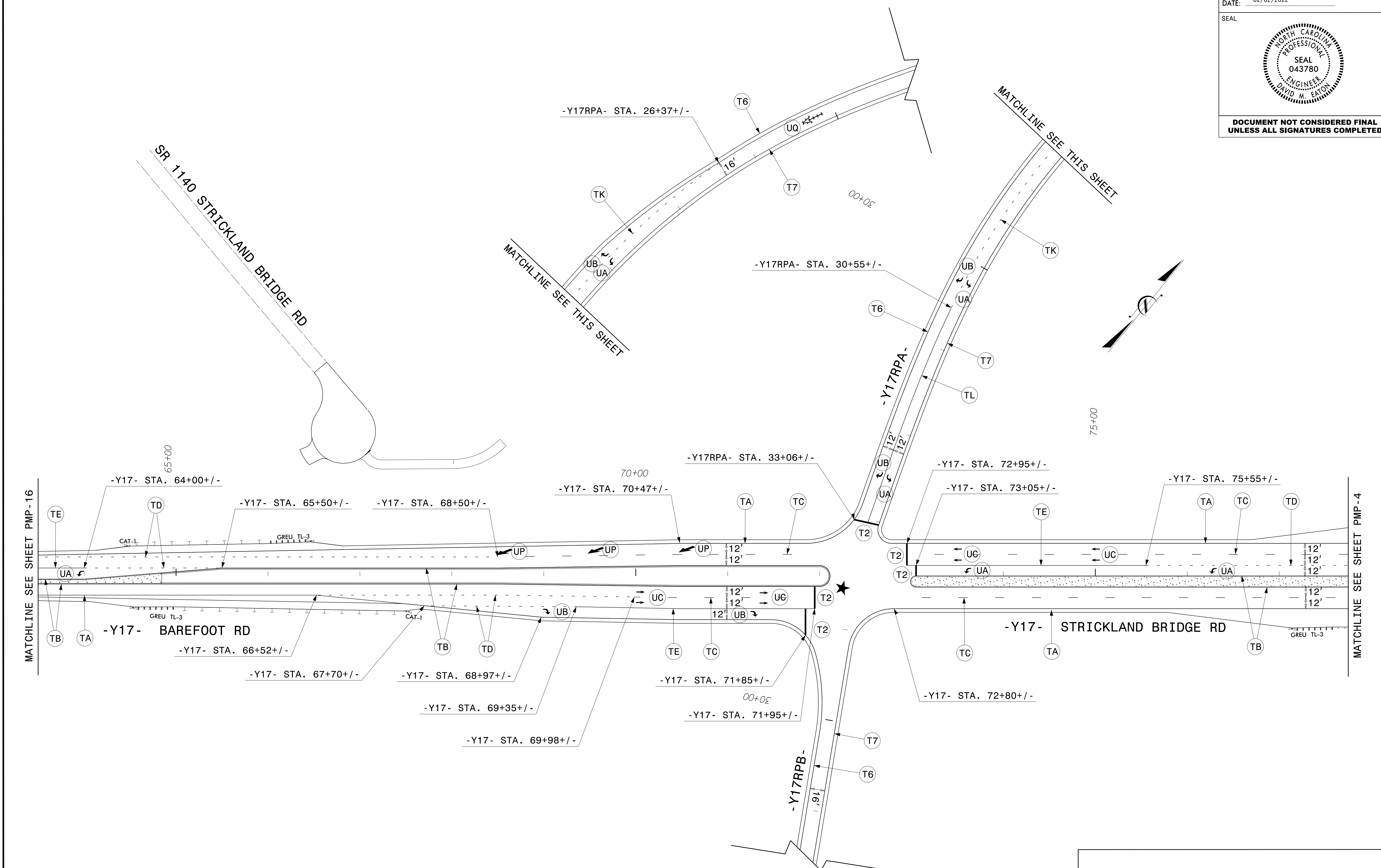
PAVEMENT MARKING PLAN

TIP NO. U-2519BB	SHEET NO. PMP-16
APPROVED: <i>David M. Eaton</i> <small>DDA1CSF247484F7...</small>	
DATE: 02/02/2022	
SEAL	
	
DOCUMENT NOT CONSIDERED FINAL UNLESS ALL SIGNATURES COMPLETED	




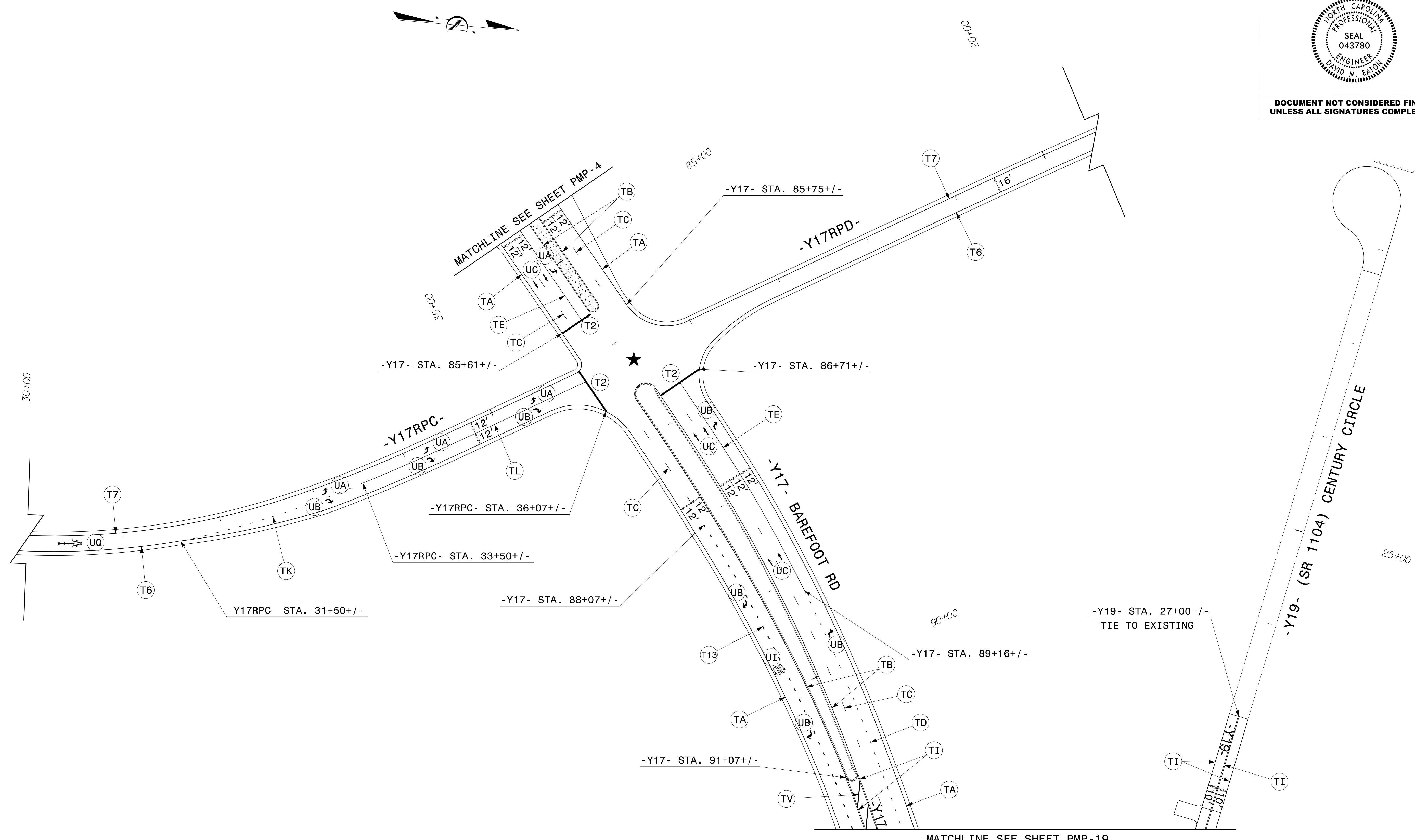
PAVEMENT MARKING PLAN

TIP NO. U-2519BB	SHEET NO. PMP-17
APPROVED: <i>David M. Eaton</i> <small>DDA1CSF247484F7</small>	
DATE: 02/02/2022	
SEAL	
	
DOCUMENT NOT CONSIDERED FINAL UNLESS ALL SIGNATURES COMPLETED	




PAVEMENT MARKING PLAN

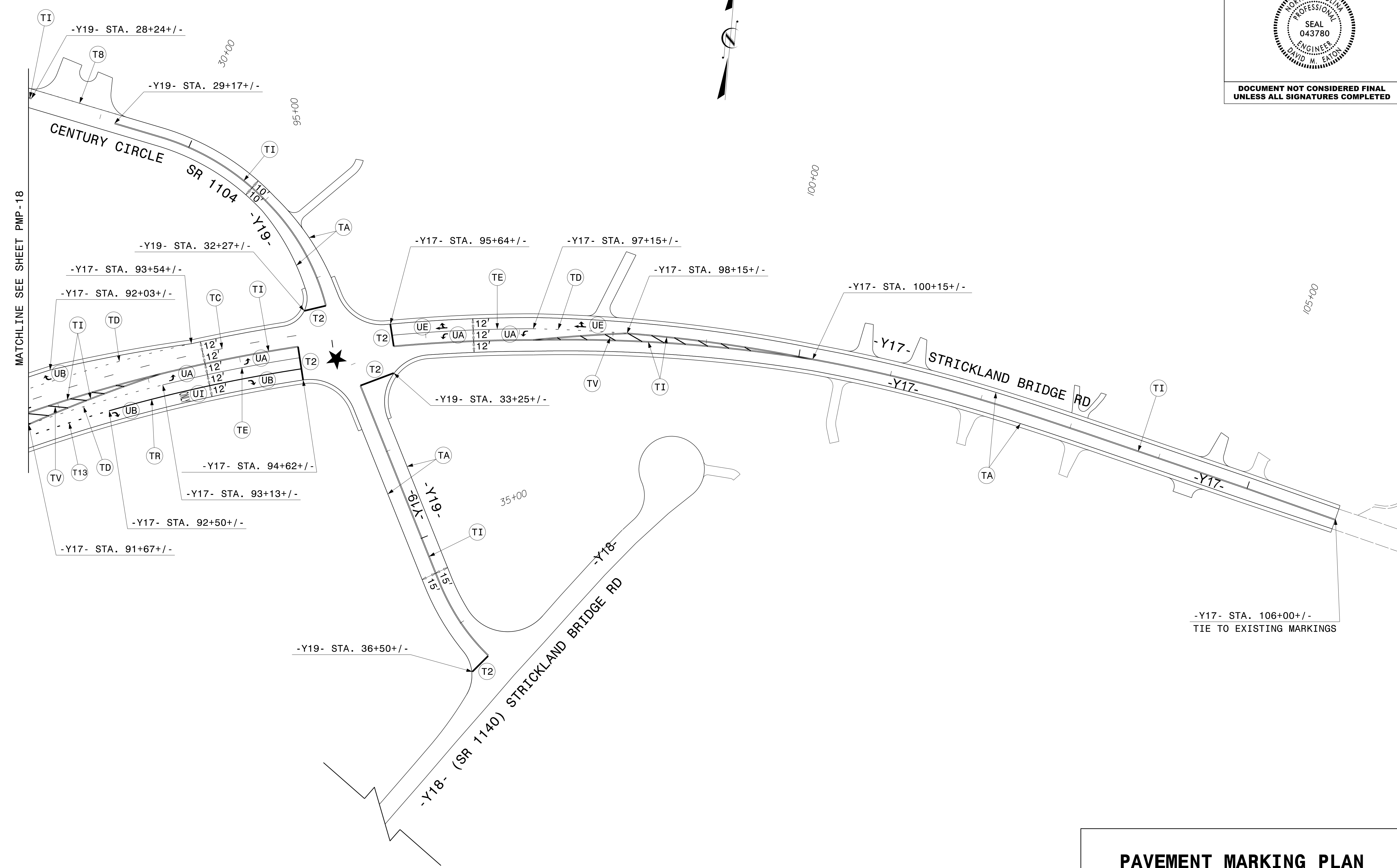
TIP NO. U-2519BB	SHEET NO. PMP-18
APPROVED: <i>David M. Eaton</i> DDA1C5F2474847...	
DATE: 02/02/2022	
SEAL	
	
DOCUMENT NOT CONSIDERED FINAL UNLESS ALL SIGNATURES COMPLETED	



PAVEMENT MARKING PLAN

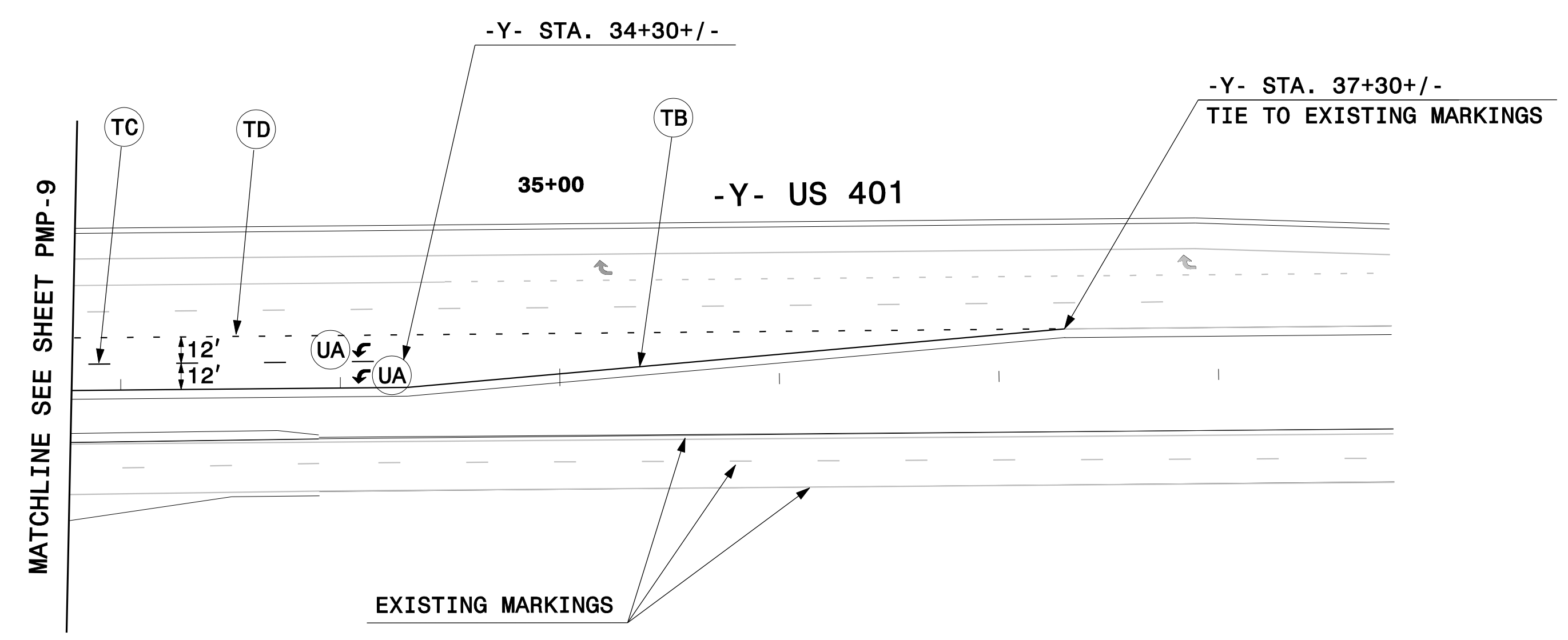
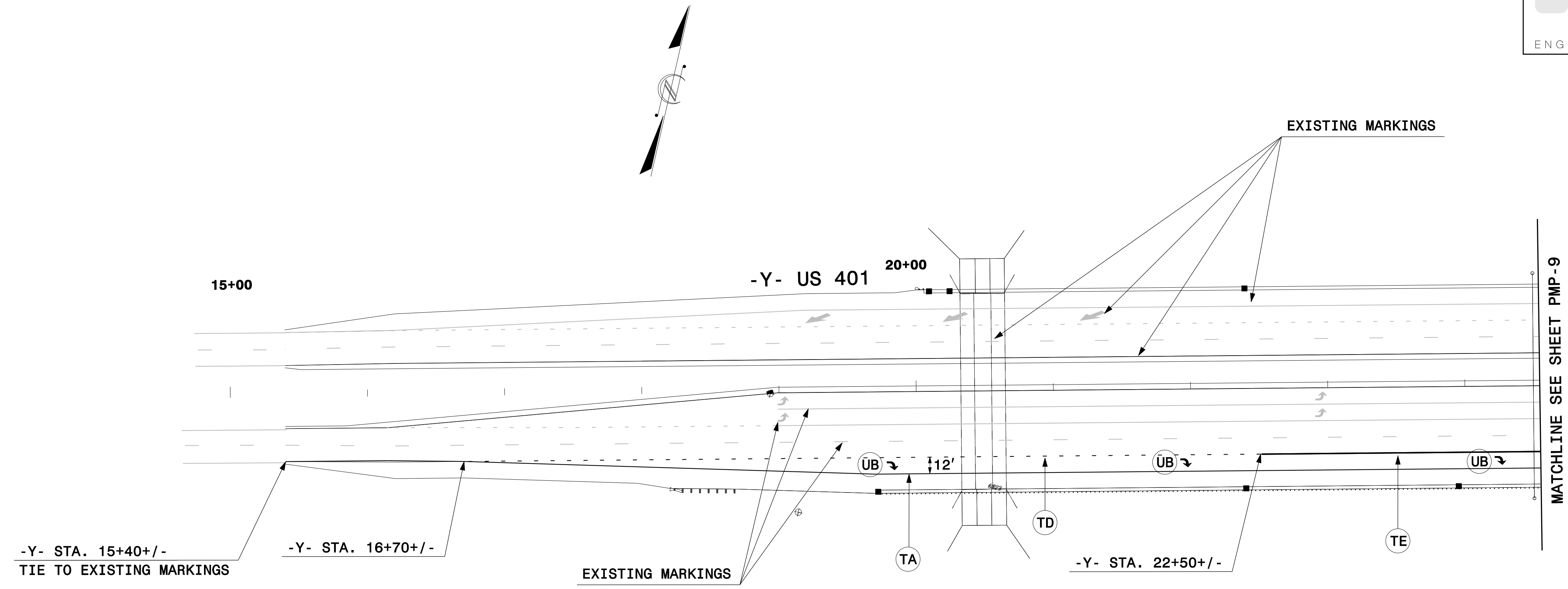


**DOCUMENT NOT CONSIDERED FINAL
UNLESS ALL SIGNATURES COMPLETED**



PAVEMENT MARKING PLAN

DOCUMENT NOT CONSIDERED FINAL
 UNLESS ALL SIGNATURES COMPLETED



PAVEMENT MARKING PLAN