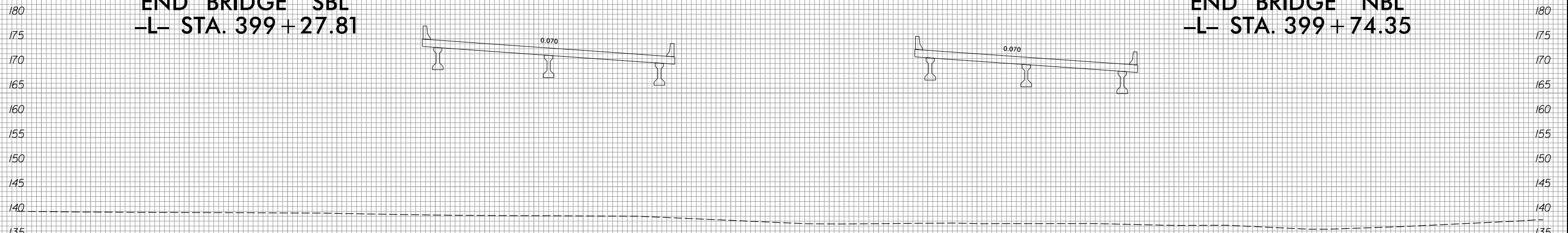
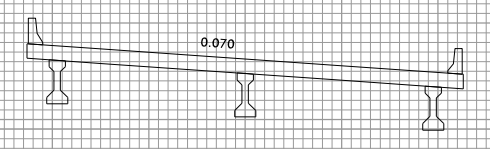
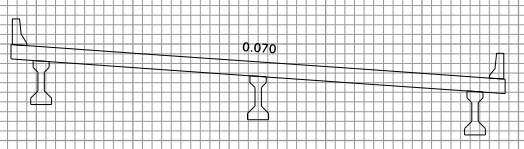


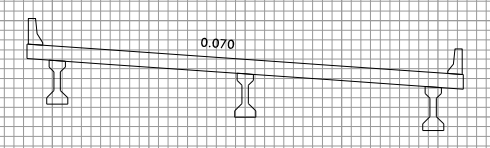
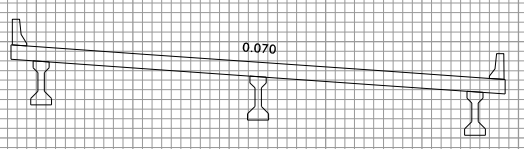
150 140 130 120 110 100 90 80 70 60 50 40 30 20 10 0 10 20 30 40 50 60 70 80 90 100 110 120 130 140 150

END BRIDGE SBL
-L- STA. 399 + 27.81


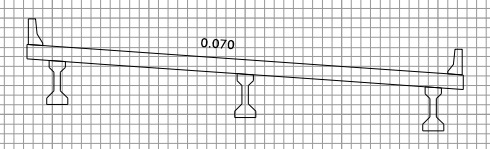
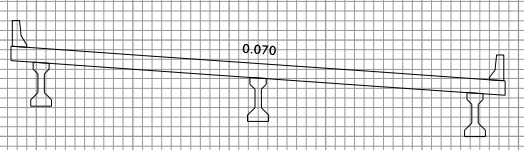
END BRIDGE NBL
-L- STA. 399 + 74.35



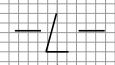
^{137.71}
399 + 00.00



^{135.87}
398 + 50.00



^{134.54}
398 + 00.00



150 140 130 120 110 100 90 80 70 60 50 40 30 20 10 0 10 20 30 40 50 60 70 80 90 100 110 120 130 140 150