

8/17/99

-Y2- DETOUR

NIV5

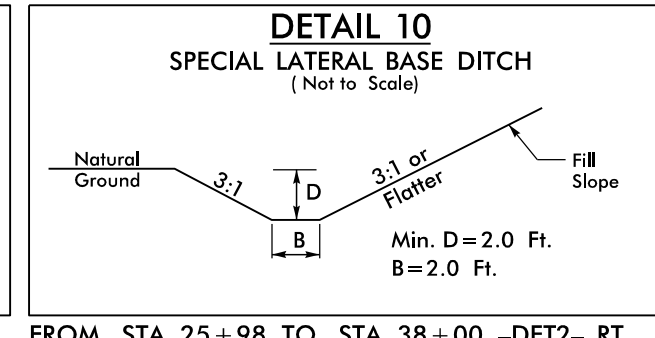
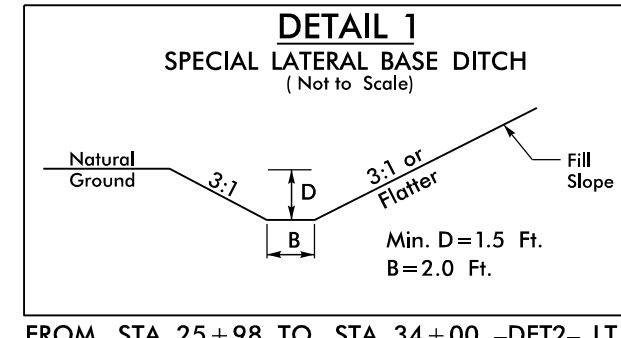
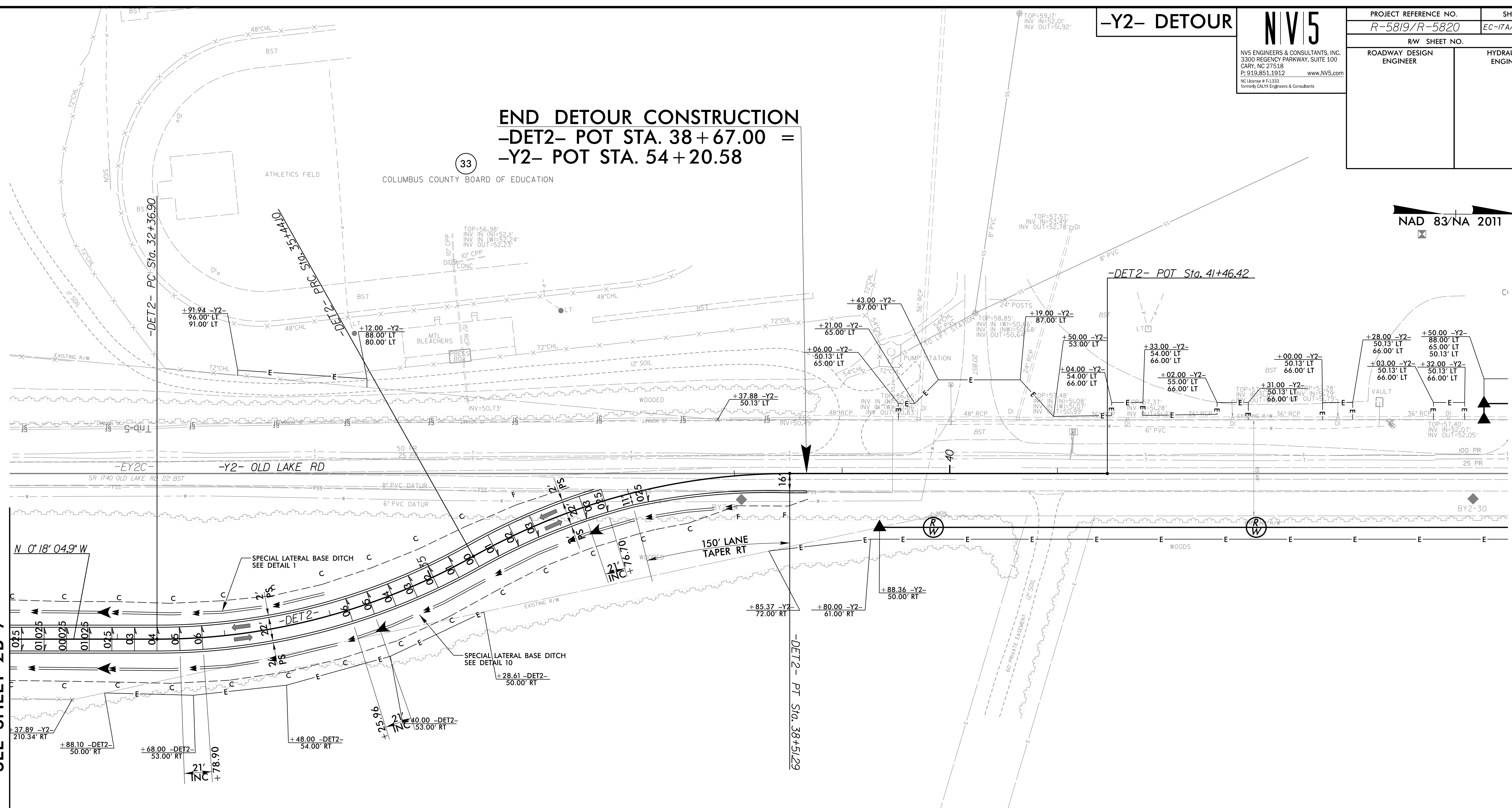
NIV5 ENGINEERS & CONSULTANTS, INC.  
3300 REGENCY PARKWAY, SUITE 100  
CARY, NC 27518  
P: 919.851.1912 www.NIV5.com  
NC License # F-1333  
Formerly CIVIL Engineers & Consultants

PROJECT REFERENCE NO. <i>R-5819/R-5820</i>	SHEET NO. <i>EC-ITA/CONST-2B-8</i>
R/W SHEET NO.	
ROADWAY DESIGN ENGINEER	HYDRAULICS ENGINEER

**END DETOUR CONSTRUCTION**  
-DET2- POT STA. 38+67.00 =  
-Y2- POT STA. 54+20.58

NAD 83/NA 2011

MATCHLINE -DET2- STA. 31+00.00  
SEE SHEET 2B-7



-DET2-  
 PI Sta 33+93.95    PI Sta 37+01.14  
 Δ = 29° 20' 05.3" (LT)    Δ = 29° 20' 05.3" (RT)  
 D = 9° 32' 57.5"    D = 9° 32' 57.5"  
 L = 307.19'    L = 307.19'  
 T = 157.04'    T = 157.04'  
 R = 600.00'    R = 600.00'  
 SE = 06    SE = 03

32  
RMS TIMBERLANDS, LLC

REVISIONS

3/14/2022  
R5819-R5820-REU-EC-FSH2B-8-FINAL.dgn  
RMS

NOTES:  
PROP PAVED SHOULDER  
FOR -DET2- PROFILE, SEE SHEET 45