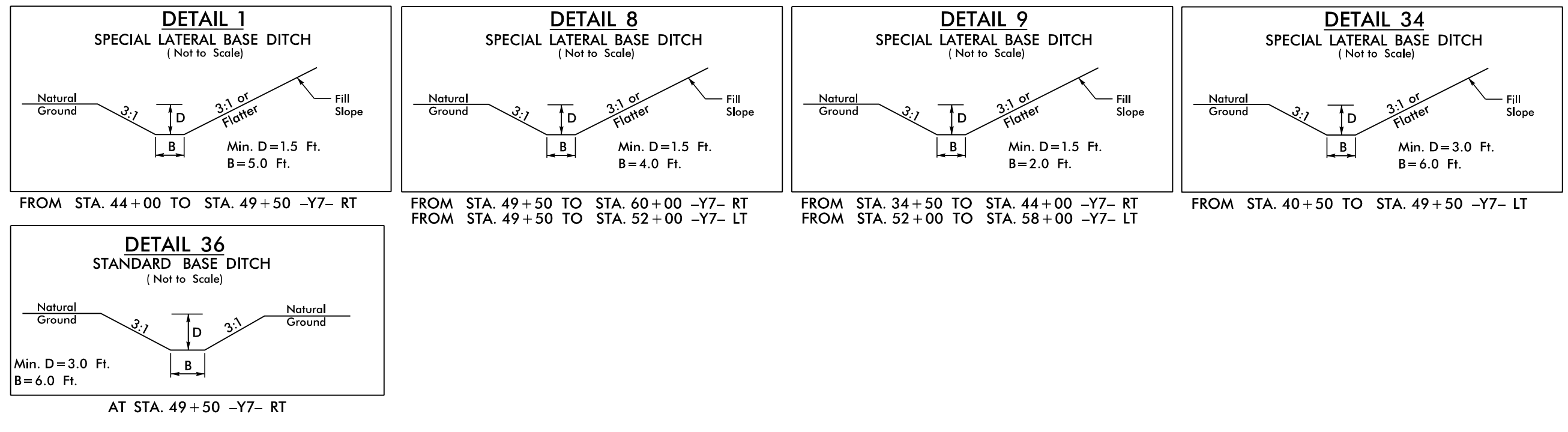



8.17.2022

PROJECT REFERENCE NO. R-5819 /R-5820		SHEET NO. 22
RW SHEET NO.		HYDRAULICS SHEET NO.
ROADWAY DESIGN ENGINEER 4/13/2022		HYDRAULICS ENGINEER 4/13/2022
DOCUMENT NOT CONSIDERED FINAL UNLESS ALL SIGNATURES COMPLETED		

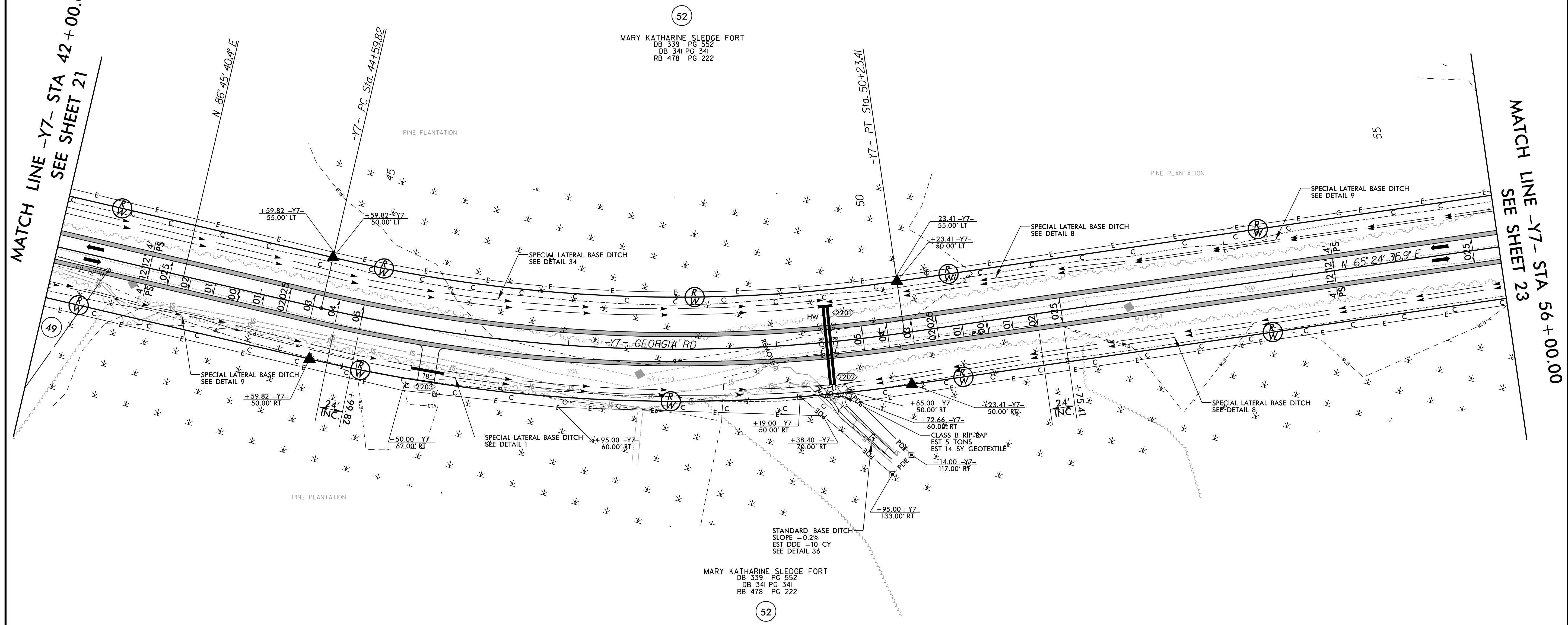


-Y7-
 PI Sta 47+44.93
 $\Delta = 2' 23' 05.4''$ (LT)
 $D = 3' 47' 39.9''$
 $L = 563.59'$
 $T = 285.11'$
 $R = 1,510.00'$
 $SE = 05$



MATCH LINE -Y7- STA 42+00.00
SEE SHEET 21

MATCH LINE -Y7- STA 56+00.00
SEE SHEET 23



R:\Projects\2022\819\820\RDY_PS422.dgn
8.17.2022

NOTES:
 ■ PROP PAVED SHOULDER
 FOR -Y7- PROFILE, SEE SHEET 36 & 37