

5/14/2022

PAVEMENT SCHEDULE	
IFINAL PAVEMENT DESIGN - MAY 21, 2021	
A1	12" JOINTED CON.
C1	1.5" S9.5C
C2	3" S9.5C
C3	VAR. S9.5C
C4	2.5" S9.5B
C5	3" S9.5B
C6	VAR. S9.5B
D1	2.5" I19.0C
D2	4" I19.0C
D3	VAR. I19.0C
E1	4" B25.0C
E2	5" B25.0C
E3	5.5" B25.0C
E4	VAR. B25.0C
J1	6" ABC
J2	8" ABC
K	12" CLASS IV STAB.
N	GEOTEXTILE
P	PRIME COAT
R1	2' ROLLED CURB
R2	2'-6" C & G
R3	5" MON. ISLAND
R4	9" X 18" CURB
R6	SHLD BERM GUTTER
S	SIDEWALK
T	EARTH MATERIAL
U	EXIST. PAVEMENT
V	RUMBLE STRIPS
W1	WEDGING
W2	WEDGING
W3	WEDGING
W4	WEDGING
Z1	INCIDENTAL MILLING
Z2	1.5" MILL.

N|V|5

NV5 ENGINEERS & CONSULTANTS, INC.
3300 REGENCY PARKWAY, SUITE 100
CARY, NC 27518
P: 919.851.1912 www.NV5.com
NC License # F-1333
Formerly CALIX Engineers & Consultants

PROJECT REFERENCE NO.
R-5819/R-5820

SHEET NO.
2A-4

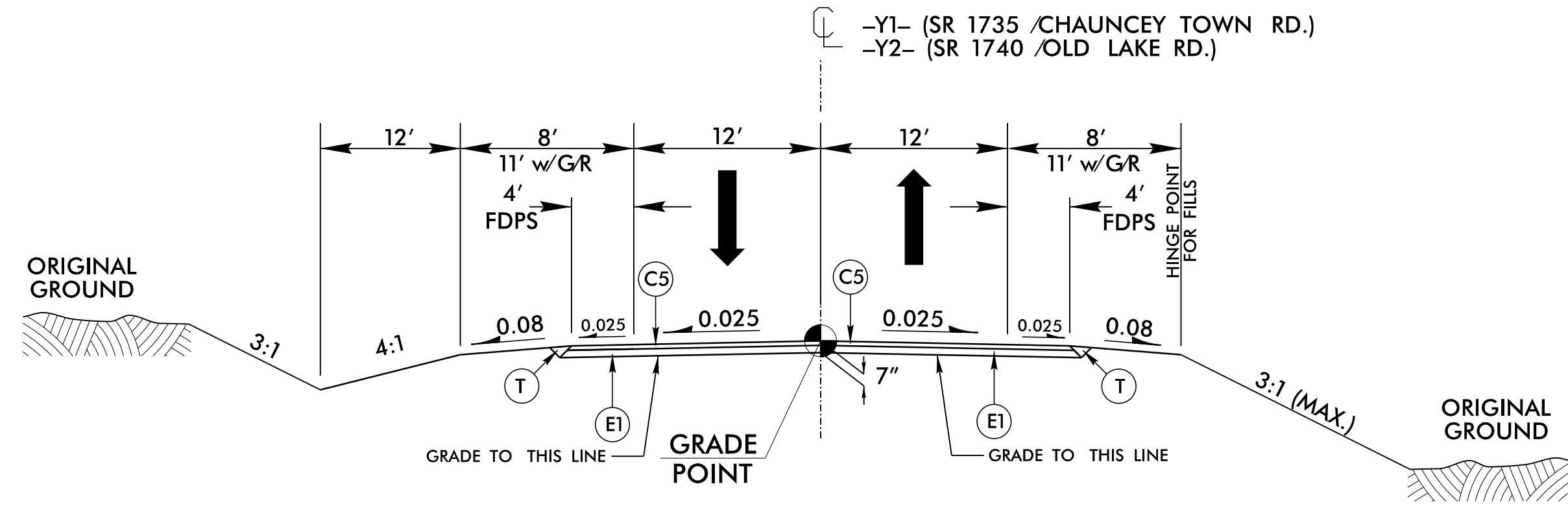
ROADWAY DESIGN ENGINEER
4/29/2022

PAVEMENT DESIGN ENGINEER
5/3/2022

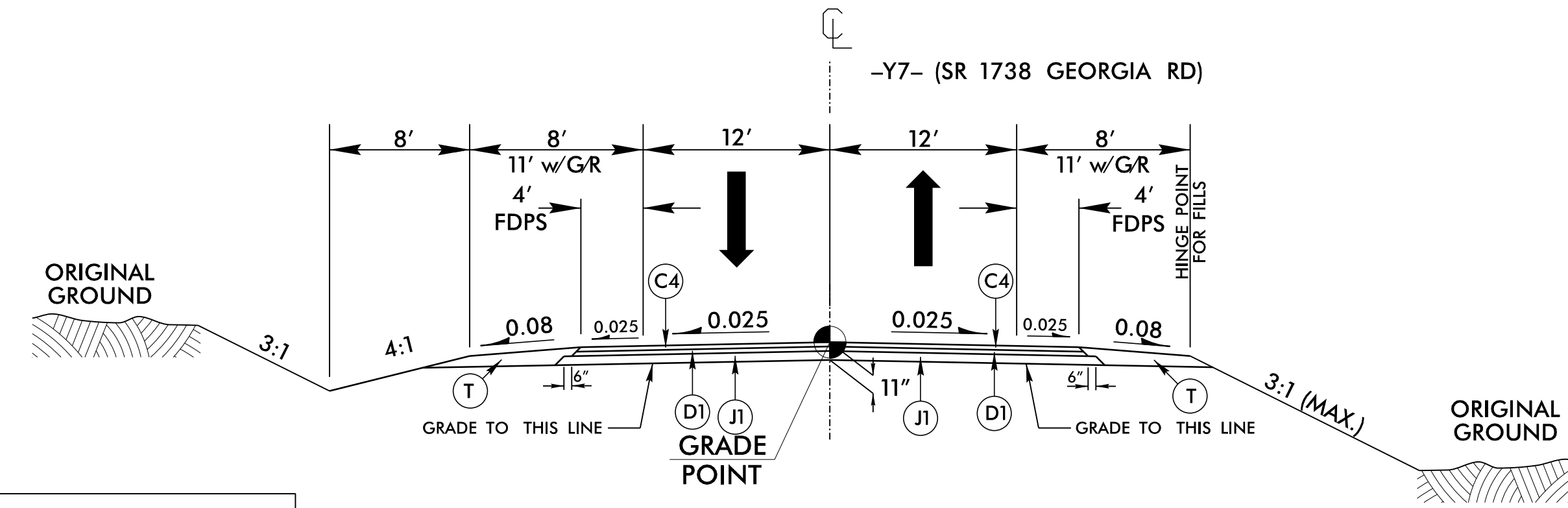
SEAL 017265
STEVEN ANTHONY DEEM
ENGINEER

SEAL 044590
ANDREW D. WARGO
ENGINEER

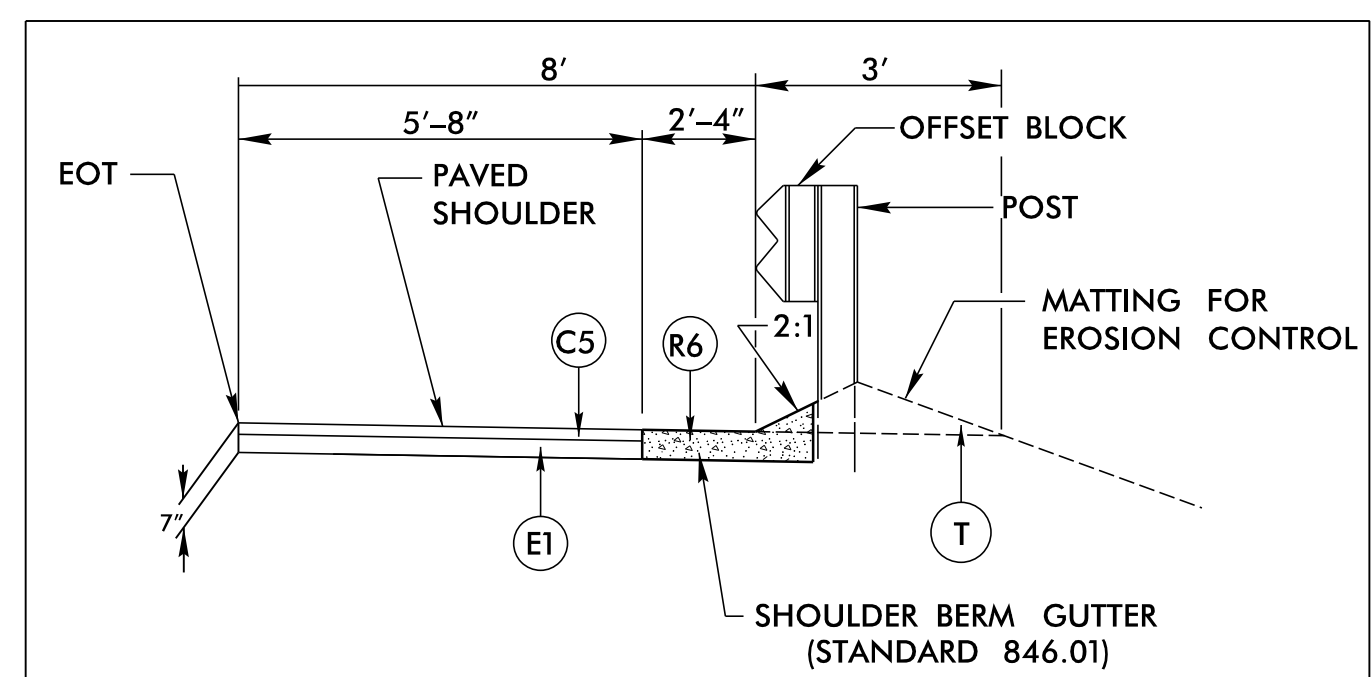
DOCUMENT NOT CONSIDERED FINAL UNLESS ALL SIGNATURES COMPLETED



TYPICAL SECTION NO.8

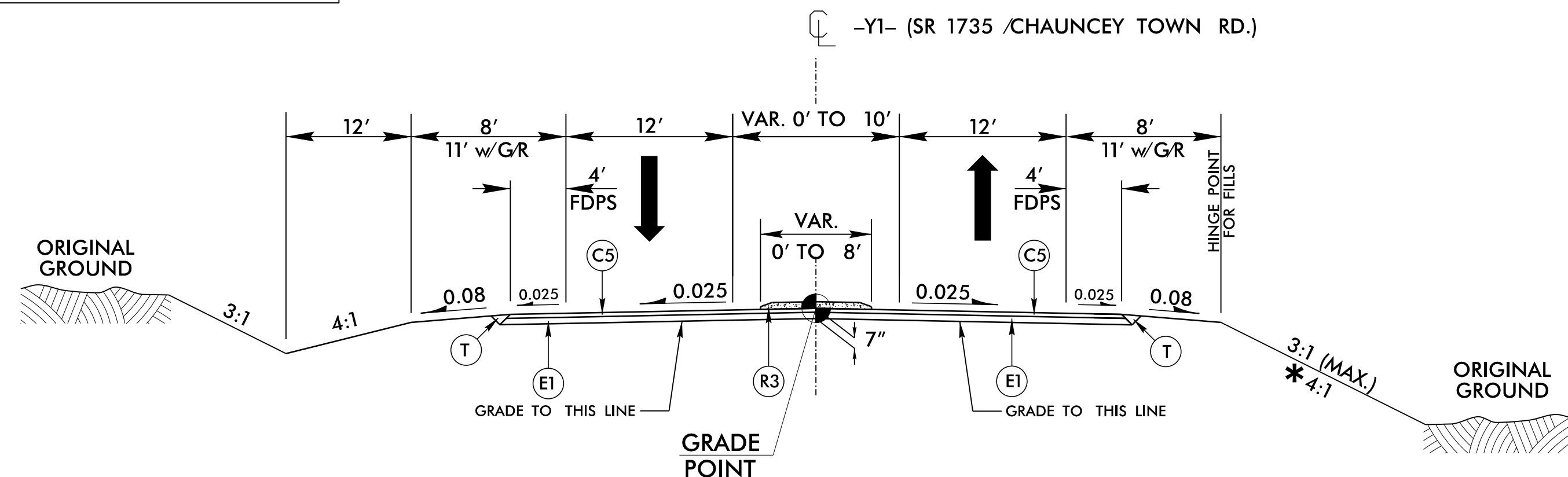


TYPICAL SECTION NO.9



DETAIL SHOWING SHOULDER BERM GUTTER
USE IN CONJUNCTION WITH TYPICAL SECTION NO. 8 & 10

- Y1- STA. 35+76 TO STA. 36+99 RT
- Y1- STA. 36+75 TO STA. 36+99 LT
- Y1- STA. 39+54 TO STA. 39+77 RT
- Y1- STA. 39+54 TO STA. 40+79 LT
- Y2- STA. 33+19 TO STA. 38+79 RT & LT
- Y2- STA. 42+51 TO STA. 46+56 RT & LT



TYPICAL SECTION NO.10

USE TYPICAL SECTION NO. 8
-Y1- STA. 26+50.00 TO -Y1- STA. 29+15.00
-Y1- STA. 34+21.59 TO -Y1- STA. 37+13.42 (BEGIN BRIDGE)
-Y1- STA. 39+40.27 (END BRIDGE) TO -Y1- STA. 42+37.57
-Y1- STA. 47+37.00 TO -Y1- STA. 49+80.00
-Y2- STA. 30+00.00 TO -Y2- STA. 38+93.34 (BEGIN BRIDGE)
-Y2- STA. 42+37.17 (END BRIDGE) TO -Y2- STA. 49+00.00
-Y2- STA. 68+25.00 TO -Y2- STA. 74+17.90

NOTES:
SEE PLANS FOR TURN LANES AND TAPERS

USE TYPICAL SECTION NO. 9
-Y7- STA. 10+12.05 TO -Y7- STA. 92+75.00

NOTES:
SEE PLANS FOR TURN LANES AND TAPERS

USE TYPICAL SECTION NO. 10
-Y1- STA. 29+15.00 TO -Y1- STA. 31+93.00
-Y1- STA. 33+33.00 TO -Y1- STA. 34+21.59
-Y1- STA. 42+37.57 TO -Y1- STA. 43+20.67
-Y1- STA. 44+60.66 TO -Y1- STA. 47+37.00

NOTES:
SEE PLANS FOR TAPERS

R:\R04_4/29/2022_1R5819_R5820_RDY_TYP.dgn