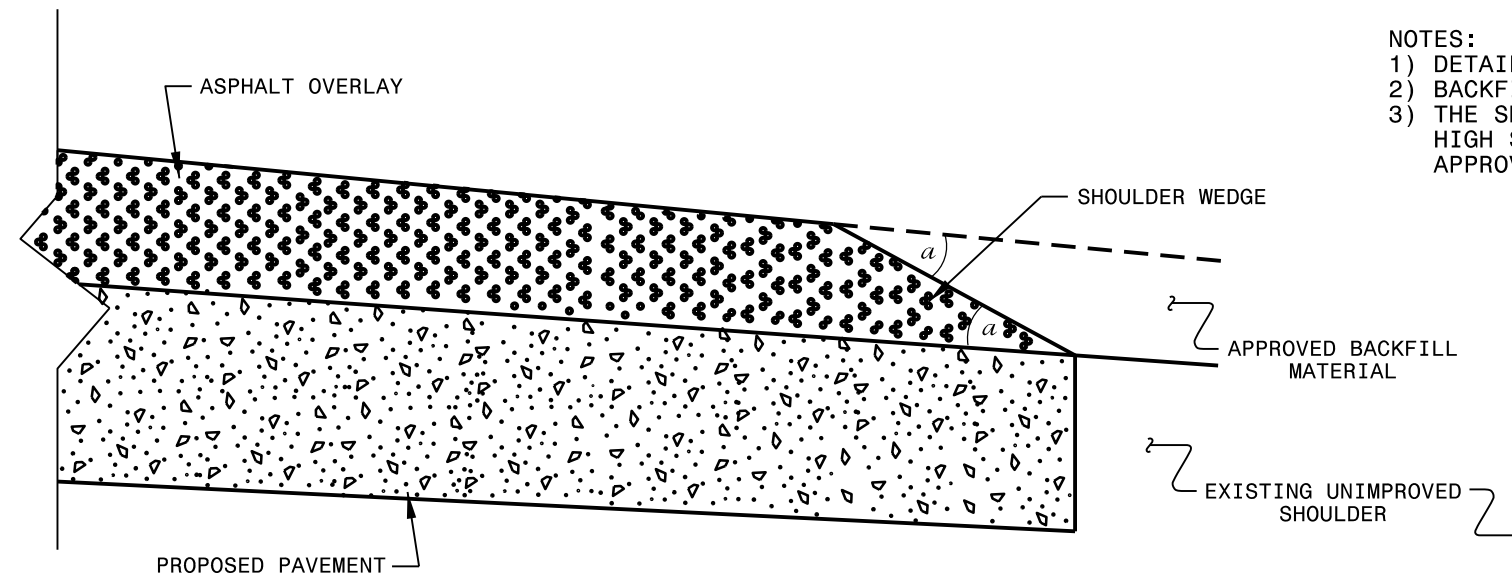


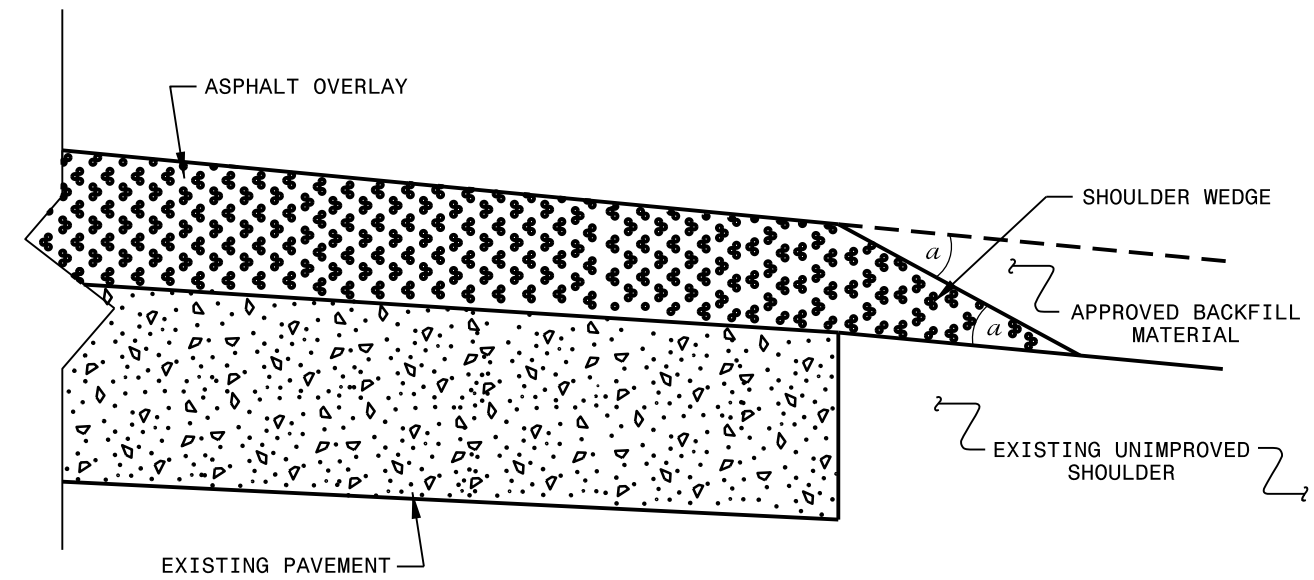
**NOTES:**

- 1) DETAIL DOES NOT APPLY TO OGAFB AND ULTRA-THIN BONDED WEARING COURSE.
- 2) BACKFILL SHOULDER WITH APPROVED MATERIAL.
- 3) THE SHOULDER WEDGE DEVICE MAY BE DISENGAGED AT PAVED DRIVEWAYS, SIDE STREETS, HIGH SHOULDERS, AND OTHER LOCATIONS NOT FEASIBLE TO CONSTRUCT AS APPROVED BY THE ENGINEER.



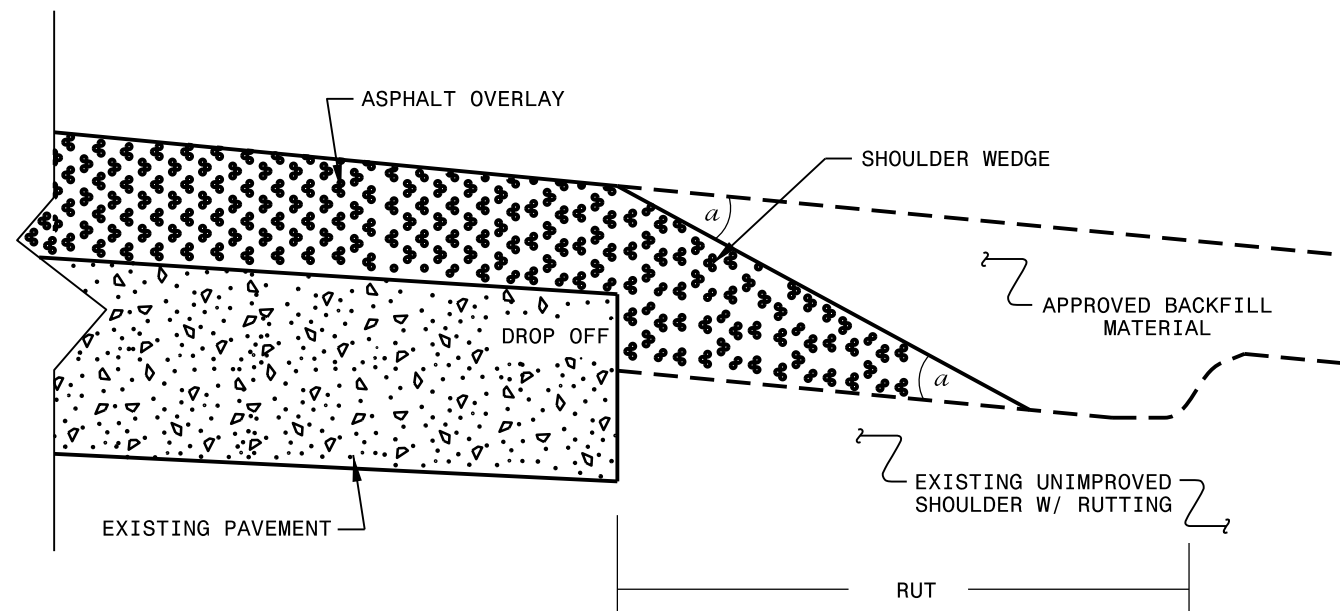
**SHOULDER WEDGE DETAIL**

(Resurfacing Projects w/ Widening or with Existing Paved Shoulder having no dropoffs)



**SHOULDER WEDGE DETAIL**

(Resurfacing Projects w/ NO Widening)



**SHOULDER WEDGE DETAIL**

(Resurfacing Adjacent to Rutted Shoulder)

- SHOULDER WEDGE ANGLE = 30°

<b>CONTRACT STANDARDS AND DEVELOPMENT UNIT</b>		
Office 919-707-6950 FAX 919-250-4119		
<b>SHOULDER WEDGE DETAILS</b>		
ORIGINAL BY: T.SPELL	DATE: 7-19-11	
MODIFIED BY:	DATE: 2/2/16	
CHECKED BY:	DATE:	
FILE SPEC.: s:\usr\details\stand\shoulderwedgedetail.dgn		