

PLAN

SPAN B

SPAN A

NOTES

ALL STEEL IN THE DRILLED PIERS IS INCLUDED IN THE PAY ITEMS FOR "REINFORCING STEEL" AND "SPIRAL COLUMN REINFORCING STEEL".

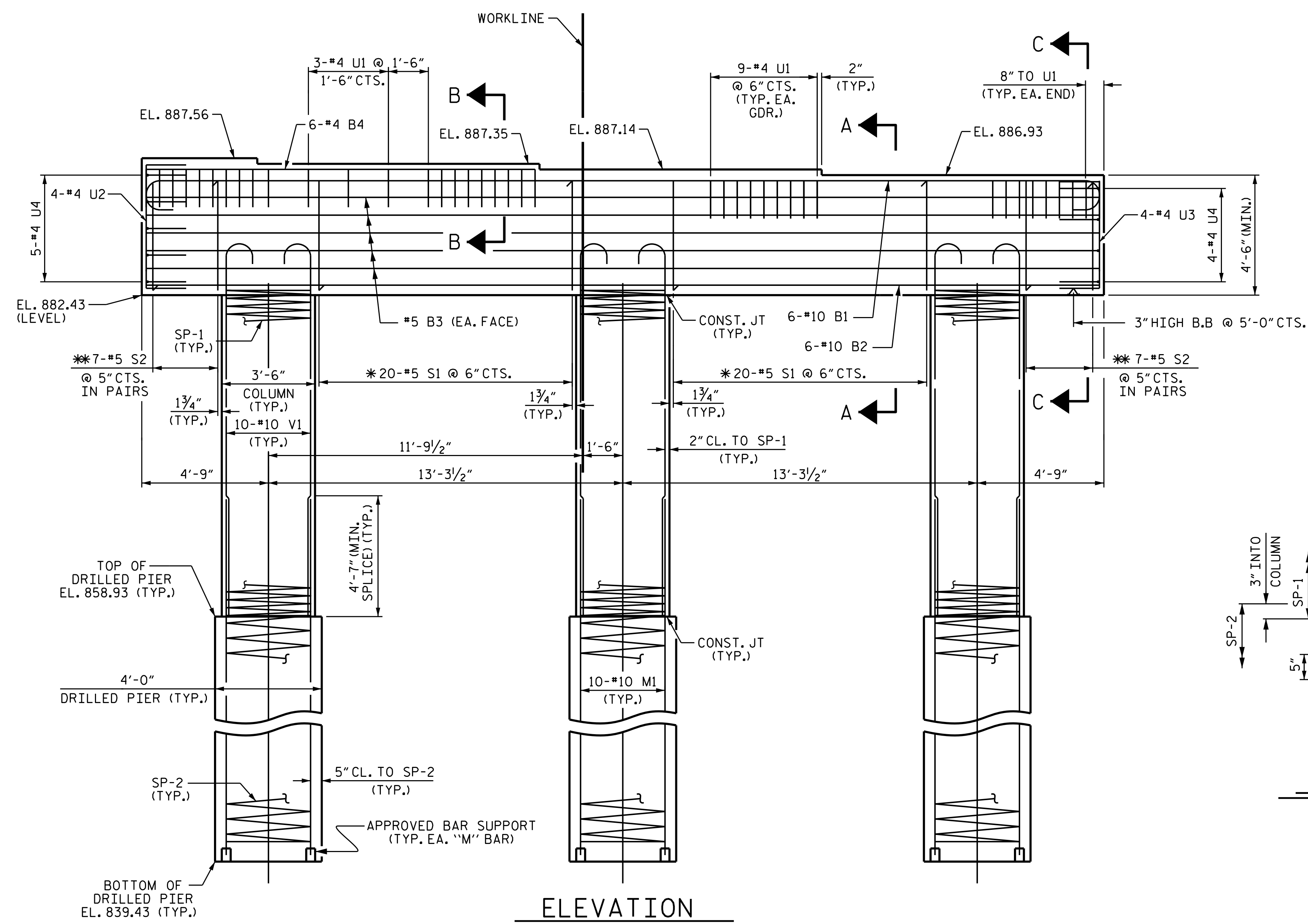
THE CONTRACTOR'S ATTENTION IS CALLED TO THE FACT THAT THE LONGITUDINAL REINFORCEMENT FOR THE DRILLED PIERS IS DETAILED WITH 3 FEET OF EXTRA LENGTH.

STIRRUPS IN CAP MAY BE SHIFTED AS NECESSARY TO CLEAR ANCHOR BOLTS.

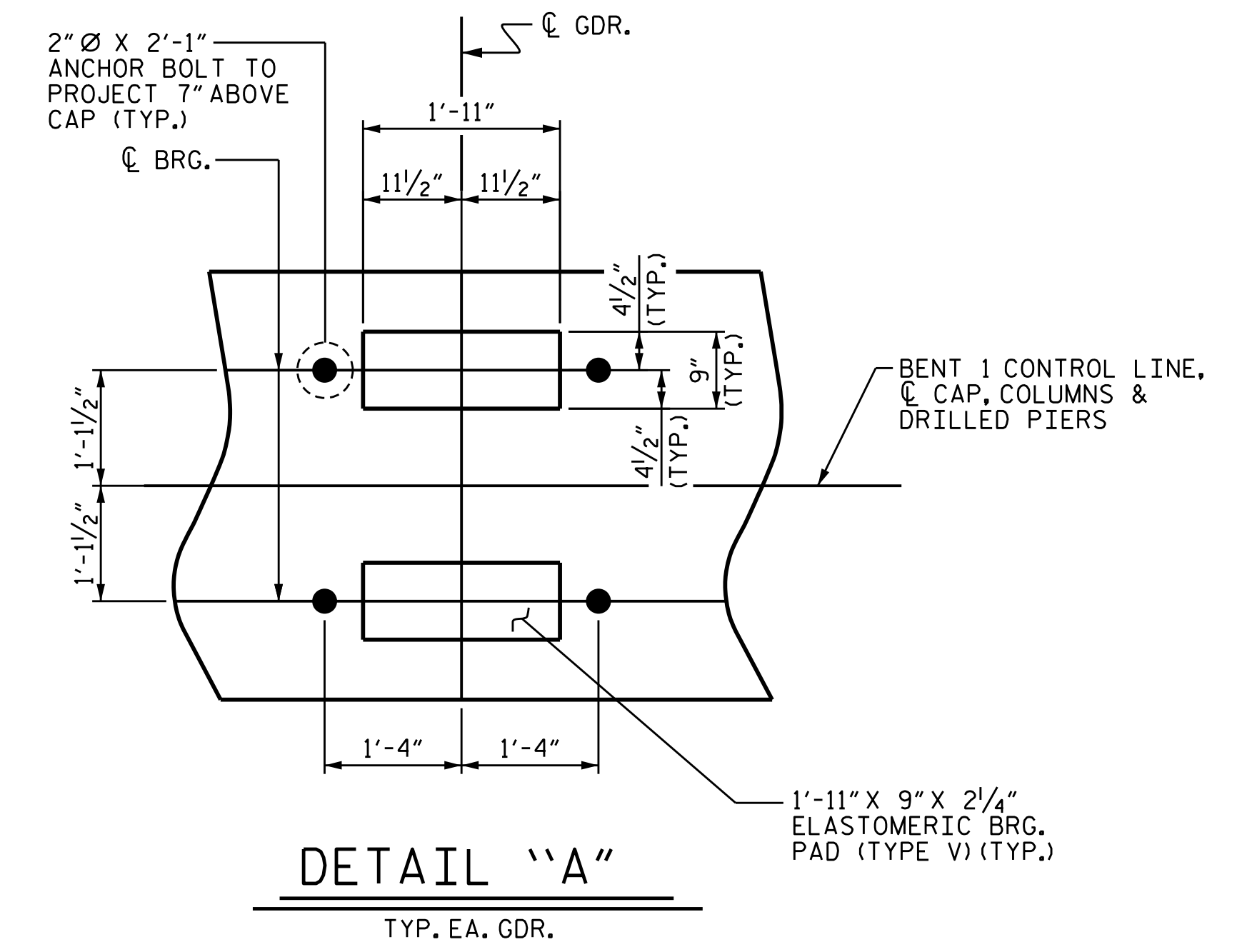
HOOKS ON "V" BARS MAY BE TURNED AS NECESSARY FOR PLACING REINFORCING STEEL.

THE LOCATION OF THE CONSTRUCTION JOINT IN THE DRILLED PIERS IS BASED ON AN APPROXIMATE GROUND LINE ELEVATION. IF THE CONSTRUCTION JOINT IS ABOVE THE ACTUAL GROUND LINE ELEVATION, THE CONTRACTOR SHALL PLACE THE CONSTRUCTION JOINT 1 FT. BELOW THE GROUND LINE.

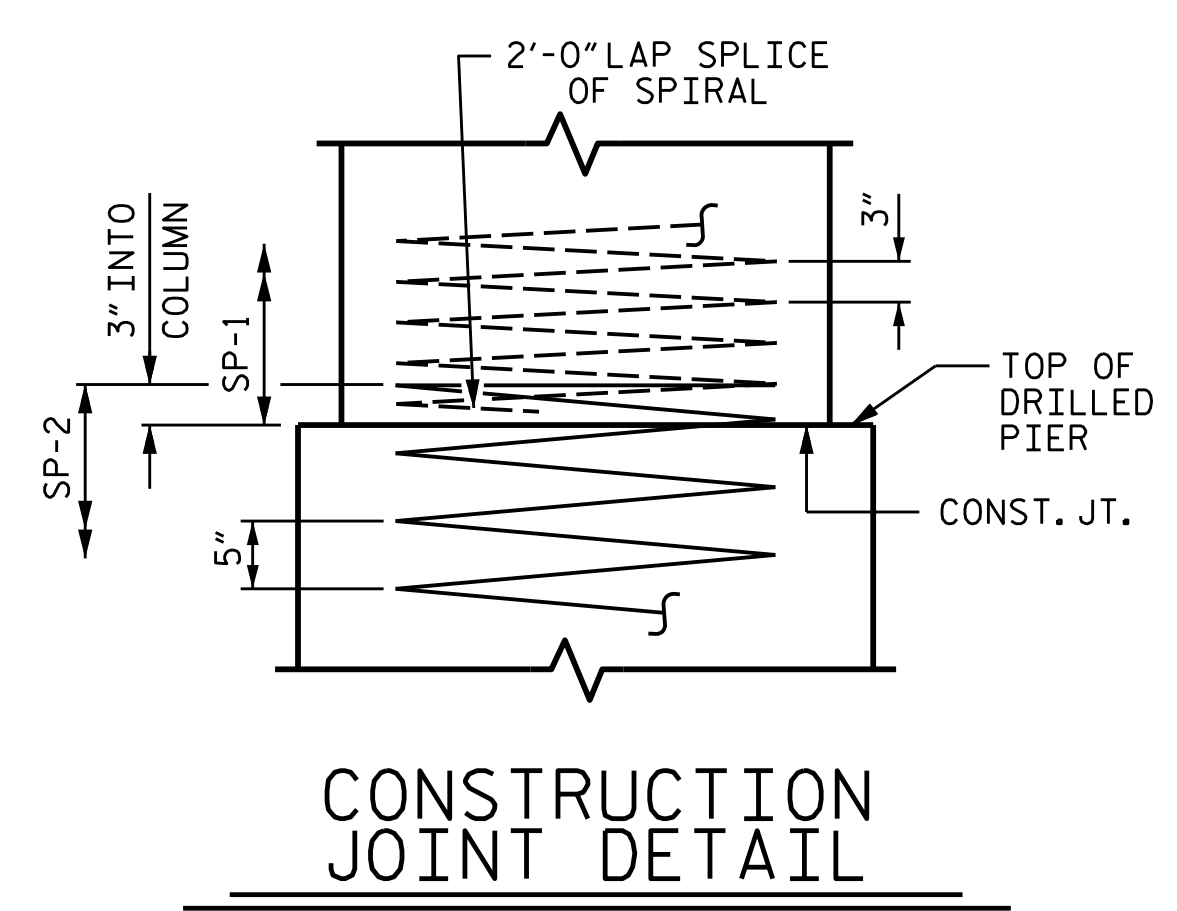
SPLICING OF THE LONGITUDINAL BARS IN THE DRILLED PIER WILL NOT BE PERMITTED.



ELEVATION



DETAIL "A"



CONSTRUCTION JOINT DETAIL

* INVERT ALTERNATE STIRRUPS
 ** INVERT ALTERNATE STIRRUPS PAIRS

DRAWN BY : M. G. SHAIKH DATE : 11/2020
 CHECKED BY : K. PUROHIT DATE : 02/2021
 DESIGN ENGINEER OF RECORD : J. A. I. DATE : 07/2020

3/17/2022
 RA\Structures\FINAL PLANS OBD\400.049.BR-0048.SMU. B1.0024.850103.dgn
 omlee

PROJECT NO. BR-0048
 SURRY COUNTY
 STATION: 18+50.00 -L-

SHEET 1 OF 2



STATE OF NORTH CAROLINA
 DEPARTMENT OF TRANSPORTATION
 RALEIGH

SUBSTRUCTURE
 BENT 1

REVISIONS						SHEET NO. S-24
NO.	BY:	DATE:	NO.	BY:	DATE:	
1			3			TOTAL SHEETS 33
2			4			

DOCUMENT NOT CONSIDERED FINAL UNLESS ALL SIGNATURES COMPLETED