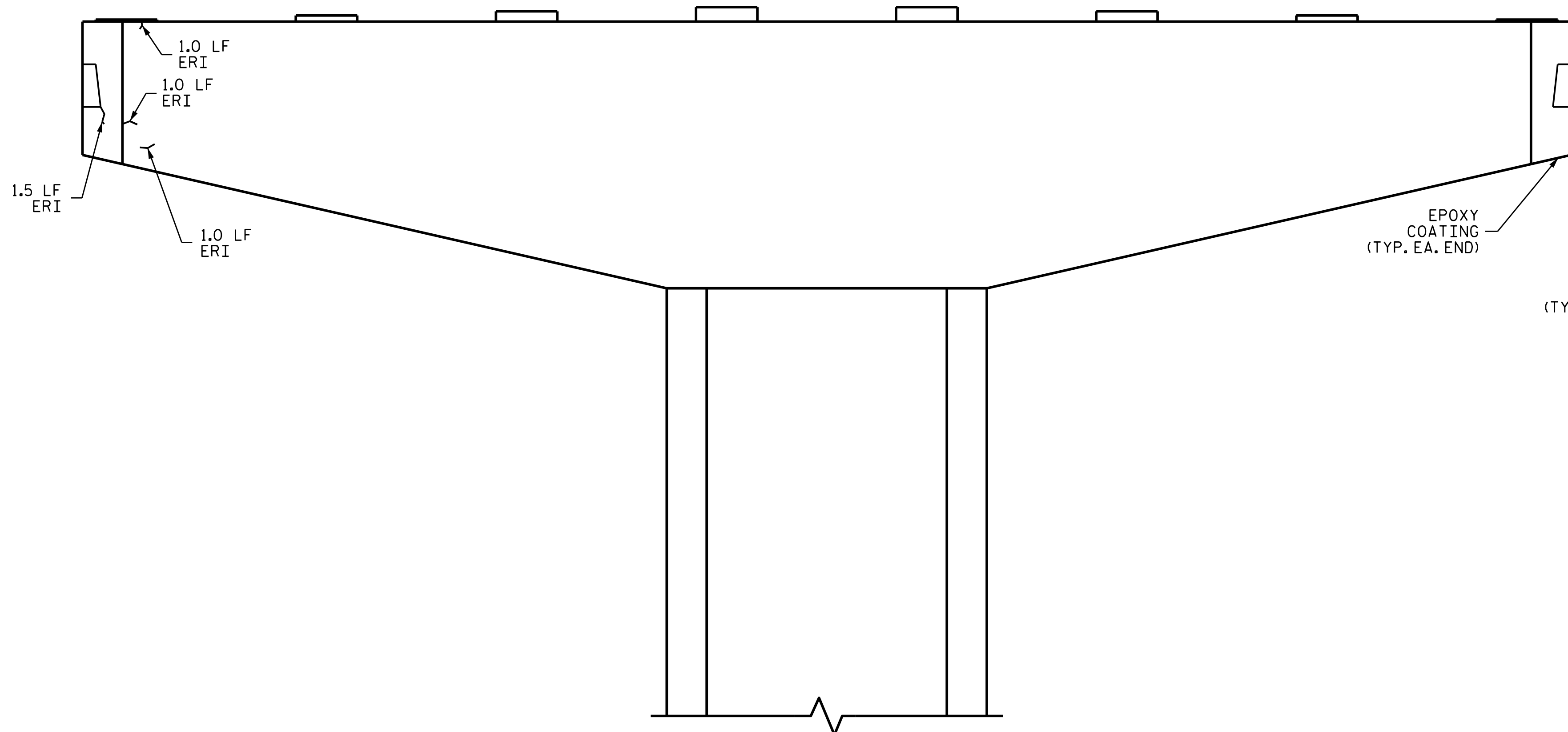


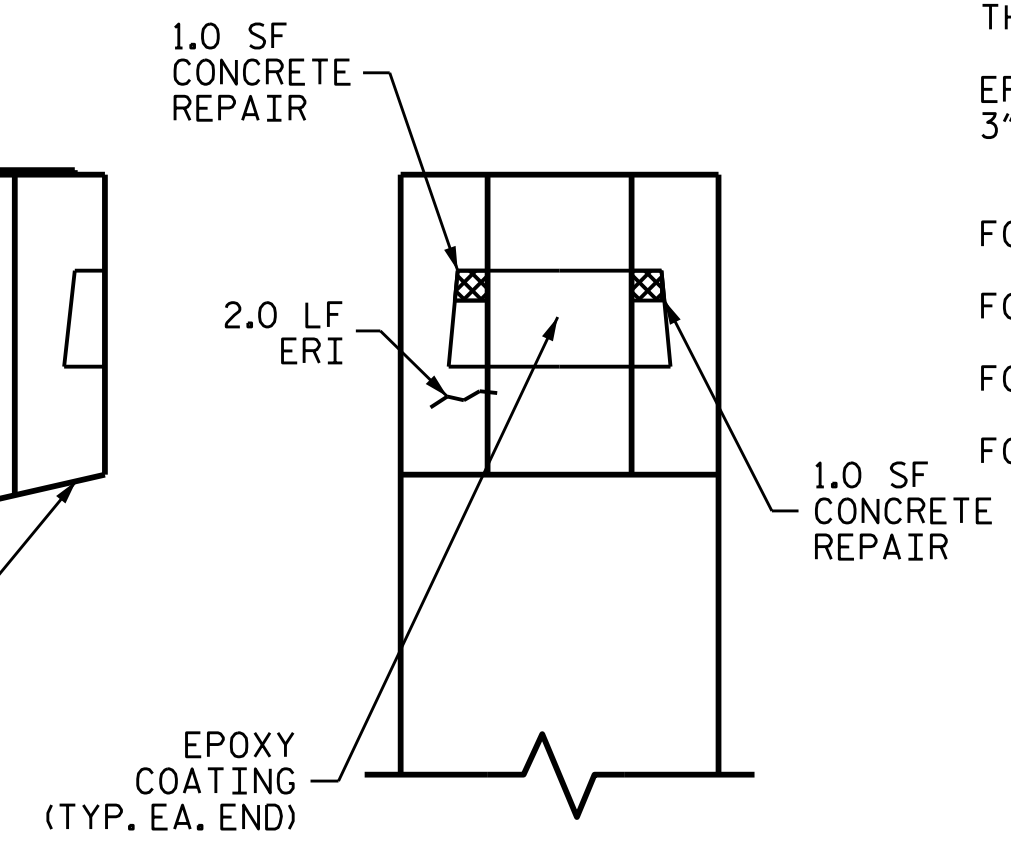
SPAN E
SPAN D

TOP OF CAP



ELEVATION

SPAN D | SPAN E



END VIEW

AS-BUILT REPAIR QUANTITY TABLE

BENT 4 SPAN D FACE	QUANTITIES			
	ESTIMATE		ACTUAL	
SHOTCRETE REPAIRS	AREA SQ. FT.	VOLUME CU. FT.	AREA SQ. FT.	VOLUME CU. FT.
CAP	0.0	0.0		
COLUMN	0.0	0.0		
CONCRETE REPAIRS	AREA SQ. FT.	VOLUME CU. FT.	AREA SQ. FT.	VOLUME CU. FT.
CAP	2.0	1.0		
COLUMN	0.0	0.0		
EPOXY RESIN INJECTION		LIN. FT.	LIN. FT.	
CAP		6.5		
COLUMN		0.0		
EPOXY COATING		SO. FT.		
ENDS OF CAP		204.0		

VALUES IN CHART REPRESENT ESTIMATED REPAIR TOTALS AFTER REMOVAL OF UNSOUND CONCRETE, MINIMUM OF 1" BEHIND REBAR AND MINIMUM 2" CLEARANCE TO SAWCUT. SEE "TYPICAL CAP AND COLUMN REPAIR DETAILS" SHEET SD-01.

NOTES

REPAIR LOCATIONS AND ESTIMATE OF QUANTITIES ARE GIVEN BASED ON THE BEST INFORMATION AVAILABLE. IF ADDITIONAL REPAIRS NOT SHOWN ON THE DRAWINGS ARE DEEMED NECESSARY BY THE ENGINEER, THE ENGINEER SHALL NOTE ON THE DRAWINGS THE APPROXIMATE LOCATION AND DESCRIPTION OF THE REPAIRS AND ENTER THE ACTUAL QUANTITIES INTO THE AS-BUILT REPAIR QUANTITY TABLE.

SHOTCRETE REPAIRS MAYBE SUBSTITUTED IN LIEU OF CONCRETE REPAIRS WITH THE APPROVAL OF THE ENGINEER.

EPOXY COATING SHALL BE APPLIED AT ENDS OF CAP AND SHALL INCLUDE 3" MINIMUM TO TOP AND BOTTOM OF CAP.

FOR SHOTCRETE REPAIRS, SEE SPECIAL PROVISIONS.


FOR CONCRETE REPAIRS, SEE SPECIAL PROVISIONS.

FOR EPOXY RESIN INJECTION, SEE SPECIAL PROVISIONS.

FOR "TYPICAL CAP AN COLUMN REPAIR DETAILS," SEE SHEET SD-01.

- SHOTCRETE REPAIR AREA
- CONCRETE REPAIR AREA
- ERI - EPOXY RESIN INJECTION

PROJECT NO. I-5831A
MADISON COUNTY
 BRIDGE NO. 560547



STATE OF NORTH CAROLINA
 DEPARTMENT OF TRANSPORTATION
 RALEIGH

BENT 4
 SPAN D FACE

DRAWN BY : C. BRIGHT DATE : 05/2019
 CHECKED BY : A. M. LEE DATE : 03/2019

NO.	REVISIONS			SHEET NO.
	BY:	DATE:	NO.	
1			3	S3-22
2			4	TOTAL SHEETS 24

DOCUMENT NOT CONSIDERED FINAL UNLESS ALL SIGNATURES COMPLETED