



**This electronic collection of documents is provided
for the convenience of the user
and is Not a Certified Document –**

**The documents contained herein were originally issued
and sealed by the individuals whose names and license
numbers appear on each page, on the dates appearing
with their signature on that page.**

**This file or an individual page
shall not be considered a certified document.**

TIP NO. U-6010	SHEET NO. SIGN-1
APPROVED:  1983442922844	
DATE: 2/21/2022	
SEAL 	
DOCUMENT NOT CONSIDERED FINAL UNLESS ALL SIGNATURES COMPLETED	

**STATE OF NORTH CAROLINA
DEPARTMENT OF TRANSPORTATION**

**SIGNING PLAN
ALAMANCE COUNTY**

LOCATION: US 70 AT UNIVERSITY DRIVE IN BURLINGTON

TIP PROJECT: U-6010

CONTRACT: C204572

ROADWAY STANDARD DRAWINGS

THE FOLLOWING ROADWAY STANDARDS AS APPEAR IN "ROADWAY STANDARD DRAWINGS" - PROJECT SERVICES UNIT - N.C. DEPARTMENT OF TRANSPORTATION - RALEIGH, N.C., DATED JANUARY 2018 ARE APPLICABLE TO THIS PROJECT AND BY REFERENCE HEREBY ARE CONSIDERED A PART OF THESE PLANS:

STD. NO.	TITLE
901.50	ARROWS AND SHIELDS
904.10	ORIENTATION OF GROUND MOUNTED SIGNS
904.50	MOUNTING OF TYPE 'D', 'E' AND 'F' SIGNS ON 'U' CHANNEL POSTS

PROJECT NOTES

- DISPOSAL OF SIGN SYSTEM, U-CHANNEL
- RELOCATE SIGN, TYPE E

INDEX

SHEET NO.	DESCRIPTION
SIGN-1	SIGNING PLAN TITLE SHEET
SIGN-1A-B	SIGNING DETAIL SHEET
SIGN-2	TYPE D SIGNS
SIGN-3	TYPE E & F SIGNS
SIGN-4-7	EXISTING SIGNS
SIGN-8-11	PROPOSED SIGNS

GENERAL NOTES


- SIGNS FURNISHED BY STATE
- CONFIRM IN WRITING AT LEAST 4 MONTHS IN ADVANCE, THE ACTUAL DATE THE DEPARTMENT FURNISHED SIGNS WILL BE REQUIRED.
- ALL TYPE 'D' SIGNS SHALL BE MOUNTED ON TWO U-CHANNEL POSTS UNLESS OTHERWISE INDICATED ON THE PLANS.
- IF REMOVAL OR RELOCATION OF SIGNS ON PRIVATE STREET (NON-STATE MAINTAINED) IS REQUIRED DUE TO CONSTRUCTION, THE CONTRACTOR SHALL INFORM THE ENGINEER. THE WORK WILL BE COMPLETED BY OTHERS.
- WHEN NOT STATIONED OR DIMENSIONED ON PLANS, ALL 'E' AND 'F' SIGNS SHALL BE FIELD LOCATED BY THE ENGINEER.
- ALL EXISTING SIGNS ON "U" CHANNEL POST WITHIN THE PROJECT LIMITS SHALL BE REMOVED AND DISPOSED OF UNLESS OTHERWISE NOTED ON PLANS.
- WHEN EXISTING SIGNS ARE REMOVED AND INSTALLED ON NEW SUPPORTS, THE RE-ERECTION SHALL IMMEDIATELY FOLLOW THE REMOVAL.
- THE BACKGROUND FOR TYPE E & F SIGNS SHALL BE GRADE C REFLECTIVE SHEETING.
- SEE ROADWAY PLANS FOR GUARD/GUIDE RAIL DETAILS.

SUMMARY OF QUANTITIES

ITEM NO.	ITEM DESCRIPTION	QUANTITY	UNIT
DESC. NO.	SECT. NO.		
4072000000	903	925	LF
4096000000	904	2	EA
4102000000	904	52	EA
4108000000	904	8	EA
4116100000	904	3	EA
4155000000	907	47	EA

N.C.D.O.T. CONTACT INFORMATION

Kelvin Jordan, PE SIGNING AND DELINEATION REGIONAL ENGINEER
Eric Ward, PE SIGNING AND DELINEATION PROJECT DESIGN ENGINEER



**PLAN PREPARED BY:
SEPI, INC.**

Steve Miller, PE PROJECT MANAGER
John Bauman, PE DESIGN ENGINEER

SEPI
 1 Glenwood Avenue
 Raleigh, NC 27603
 Tel: 919.789.9977
 Fax: 919.789.9591
 License: C-2197

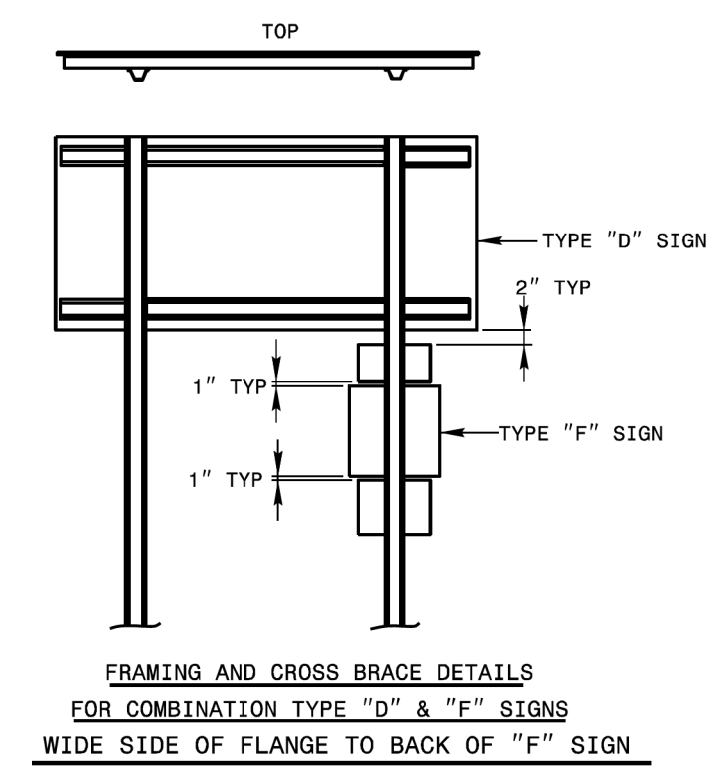
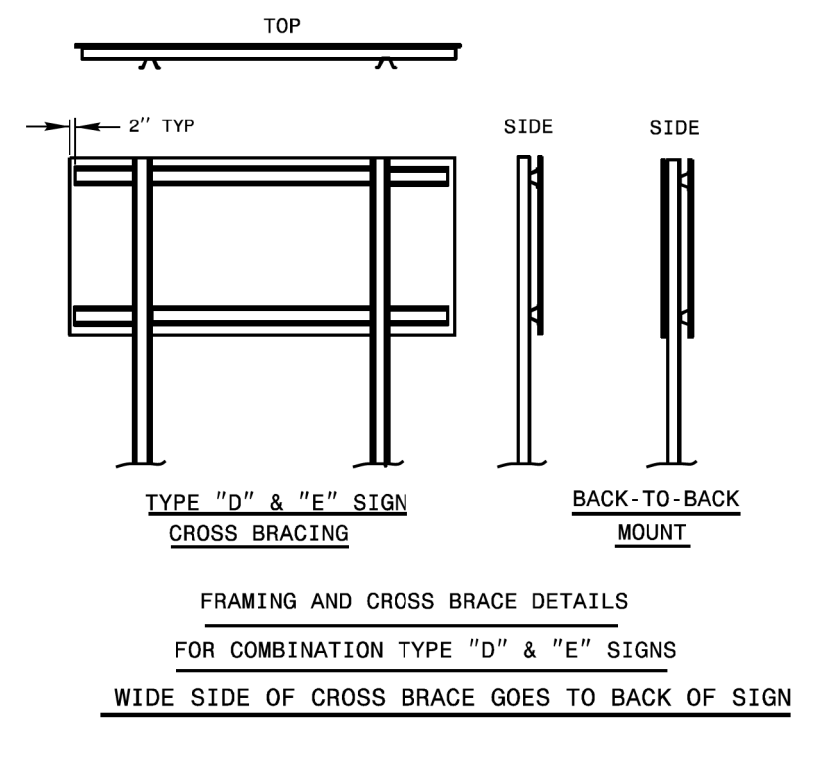
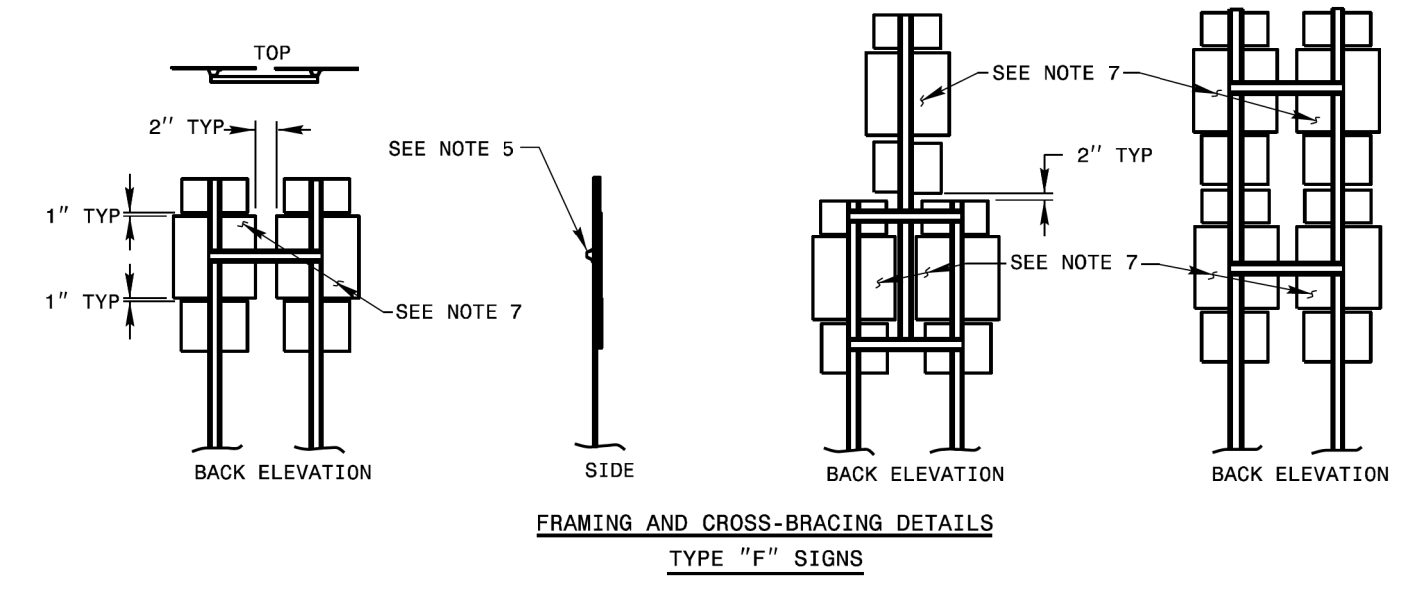
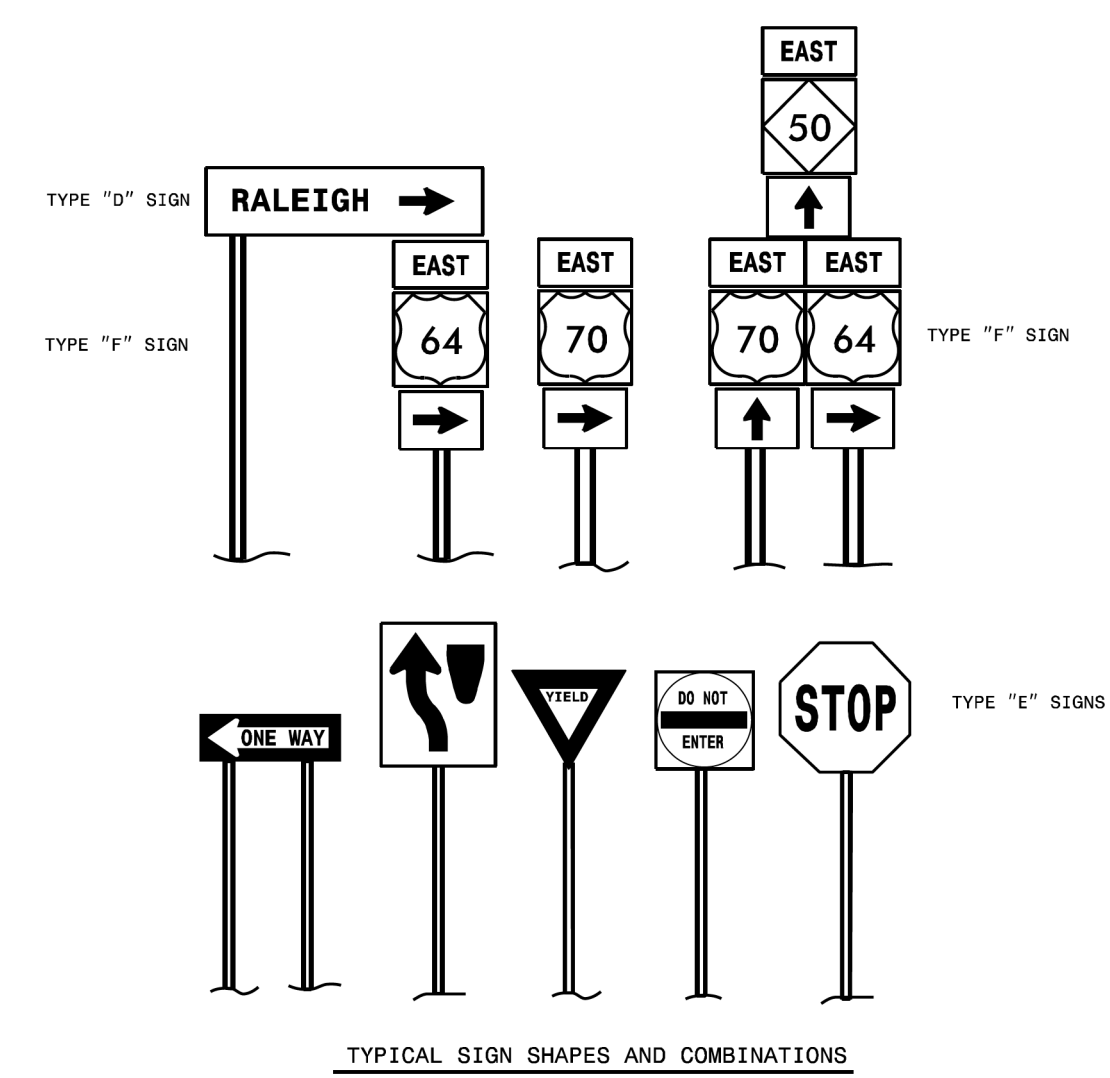
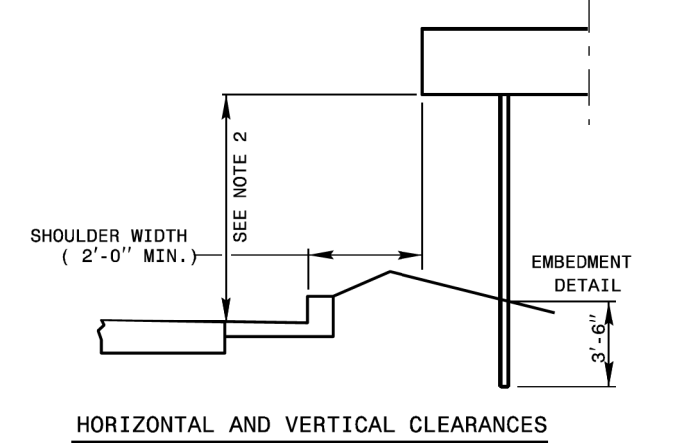
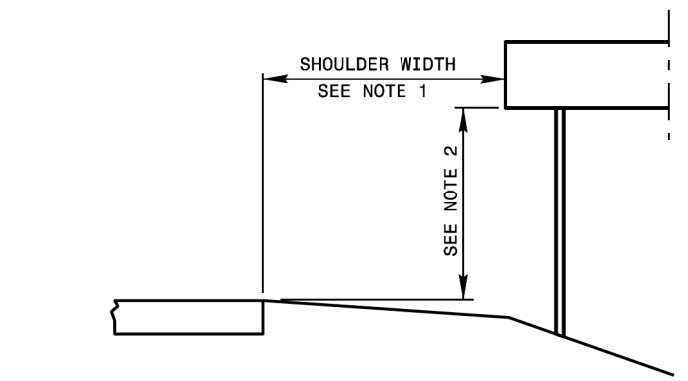
TIP NO.	SHEET NO.
U-6010	SIGN-1A
APPROVED: <i>Steve Miller</i>	DocuSigned by: <i>Steve Miller</i>
DATE: 2/21/2022	1583A2932844A...
SEAL	SEAL
DOCUMENT NOT CONSIDERED FINAL UNLESS ALL SIGNATURES COMPLETED	

TIP NO.	SHEET NO.
APPROVED: <i>Matthew V. Springer</i>	DocuSigned by: <i>Matthew V. Springer</i>
DATE: 6/23/2023	1583A2932844A...
SEAL	SEAL

STATE OF NORTH CAROLINA
DEPT. OF TRANSPORTATION
DIVISION OF HIGHWAYS
RALEIGH, N.C.

ENGLISH DETAIL DRAWING FOR
MOUNTING OF
TYPE 'D', 'E' AND 'F' SIGNS
ON 'U' CHANNEL POSTS

SHEET 1 OF 2
904D50



- NOTES:
1. ERECT TYPE "D", "E", AND "F" SIGNS ON FREEWAYS WITH THE NEAR EDGE OF THE SIGN 20 FT. FROM THE TRAVEL LANE. ERECT ALL OTHER "D", "E", AND "F" SIGNS WITH THE NEAR EDGE OF THE SIGN AT THE EDGE OF THE SHOULDER BREAK (6 FT. MINIMUM CLEARANCE, 12 FT. DESIRABLE, FROM THE EDGE OF TRAVEL LANE), OR AS DIMENSIONED ON PLAN SHEETS.
 2. ERECT TYPE "D", "E", AND "F" SIGNS WITH THE BOTTOM OF SIGN ASSEMBLY AT LEAST 7 FT. ABOVE THE EDGE OF THE TRAVEL LANE ON ROADS WITH 2 OR MORE LANES IN THE SAME DIRECTION AND AT LEAST 5 FT. ON OTHER ROUTES. THE VERTICAL CLEARANCE IS 7 FT. WHERE REQUIRED FOR PEDESTRIAN TRAFFIC AND/OR PARKED VEHICLES.
 3. THE VERTICAL DIMENSION BETWEEN MOUNTING HOLE CENTERS ON ALL TYPES "D", "E", AND "F" SIGNS IS 30" MAXIMUM. THE VERTICAL AND HORIZONTAL DIMENSIONS BETWEEN MOUNTING HOLES IS TO THE WHOLE INCH. EACH SIGN PANEL HAS A MINIMUM OF 2 BOLTS PER SUPPORT.
 4. ATTACH SIGN W/ 5/16" HEX HEAD BOLT, NYLON WASHER, SHIM, FLAT WASHER, LOCK WASHER, HEX NUT NO BUCKLING OF THE SIGN WILL BE PERMITTED. SEE ASSEMBLY DETAIL SHEET# 2 OF 904.50.
 5. FURNISH AND INSTALL CROSS-BRACING AS SHOWN IN DETAIL. PAINT ENDS OF CROSS BRACES W/ APPROVED. ZINC PAINT
 6. INSTALL POST AND CROSS-BRACING WITH THE WIDE SIDE OF THE FLANGE TOWARD THE BACK OF SIGN(S) FOR COMBINATION TYPE "D" AND "F" SIGNS.
 7. THE SHIELD HEIGHTS IN THESE ASSEMBLIES CAN NOT BE LARGER THAN 24".
 8. IF SIGN ASSEMBLIES REQUIRE MORE THAN TWO U-CHANNEL SUPPORTS, THE SUPPORTS SHALL BE PLACED A MINIMUM OF 4 FT. BETWEEN POSTS. NO MORE THAN TWO POSTS SHALL FALL WITHIN 7 FT. PATH, OR THE SIGN ASSEMBLY MUST BE PLACED BEHIND BARRIER PROTECTION.

STATE OF NORTH CAROLINA
DEPT. OF TRANSPORTATION
DIVISION OF HIGHWAYS
RALEIGH, N.C.

ENGLISH DETAIL DRAWING FOR
MOUNTING OF
TYPE 'D', 'E' AND 'F' SIGNS
ON 'U' CHANNEL POSTS

SHEET 1 OF 2
904D50

**REVISED SIGNING
ROADWAY STANDARD DRAWING**

SIGNING DETAIL

6/18/2021 S:\3\001Standards Group\Standards and Drawings\Drawings\2018 Standard Dwg\Division 9 Final\0904.50_sgn_sht01_uchannel\post_6-21.dgn User:dstokes

1/17/2022 S:\3\001Standards Group\Standards and Drawings\Drawings\2018 Standard Dwg\Division 9 Final\0904.50_sgn_sht01_uchannel\post_6-21.dgn User:dstokes

TIP NO.	SHEET NO.
U - 6010	SIGN - 1B
DocuSigned by: APPROVED: <i>Steve Miller</i> 1553A420222B44A	
DATE: 2/21/2022	
SEAL	
DOCUMENT NOT CONSIDERED FINAL UNLESS ALL SIGNATURES COMPLETED	

S-68

North Carolina Department of Transportation
 Division of Highways
 Transportation Mobility and Safety Division

**STANDARD PRACTICE
for
Retroreflective Sign Sheeting**

This standard practice establishes three grades of retroreflective sheeting. Contract documents establish the performance requirements for each grade and requires that retroreflective sheeting materials be pre-qualified by the Transportation Mobility and Safety Division – Signing and Delineation Unit.

The retroreflective sheeting grades are intended to establish meaningful minimum retroreflectivity intervals with brightness differences that would be detected by most drivers. Materials meeting the requirements for Grade B would also meet the requirements for Grade C, and materials meeting the requirements for Grade A would also meet the requirements for Grades B and C.

The following are standard examples of applications (also summarized in table) for the various grades of retroreflective sheeting:

North Carolina Grade C – Retroreflective sheeting materials meeting Grade C, commonly referred to as “regular grade”, are typically of encapsulated microscopic glass bead lens or unmetallized microprismatic construction. Grade C should typically be used on all regulatory, warning, and guide signs, unless indicated otherwise.

North Carolina Grade B – Retroreflective sheeting materials meeting Grade B, commonly referred to as “intermediate grade”, are typically of unmetallized microprismatic construction. Grade B shall be used for all school zone signs, bicycle and pedestrian crossing signs (fluorescent yellow-green); and highway-rail crossing signs (fluorescent yellow). Grade B shall also be used for all work zone signs (fluorescent orange). Grade B should be used for signs (regulatory, warning, and guide) located in areas with high levels of ambient lighting (urban freeways, downtown districts, etc.).

North Carolina Grade A – Retroreflective sheeting materials meeting Grade A, commonly referred to as “premium grade”, are typically of unmetallized microprismatic construction. Grade A should be used for the legend, border, shields and arrows of left-mounted shoulder or overhead-mounted guide signs.

02-23-16

Page 1 of 2

S-68

**TABLE
Sheeting Usage by Grade**

Sign Type	Description	Legend & Border	Background
Regulatory	Typical Shoulder Mount	C	C
Warning		C	C
Guide		C	C
Fluorescent Warning	School Zone	B	B
	Bicycle Crossing	B	B
	Pedestrian Crossing	B	B
	Highway-Rail Crossing	B	B
	Work Zone	B	B
Guide	Overhead Mount	A	C
	Left Shoulder Mount	A	C
Regulatory	High Ambient Lighting Locations (ex., urban freeways)	B	C
Warning		B	C
Guide		B	C



Note: Non-reflective black sheeting or opaque black inks must be used when black is required.

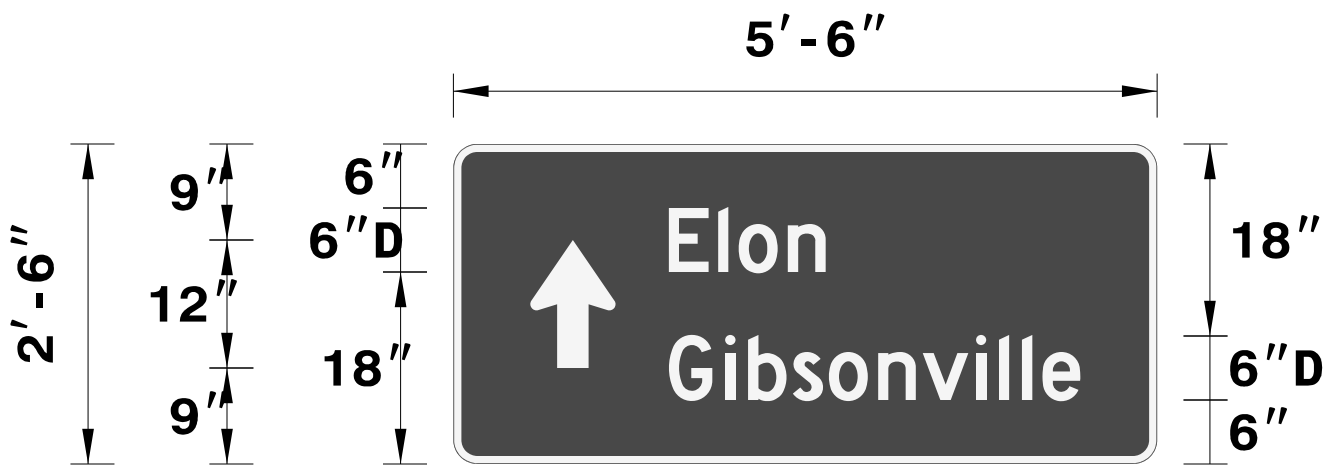
02-23-16


Page 2 of 2

SIGNING DETAIL

















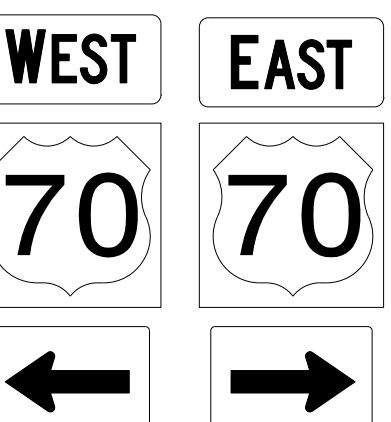




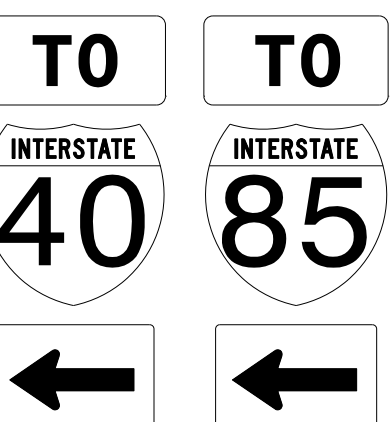
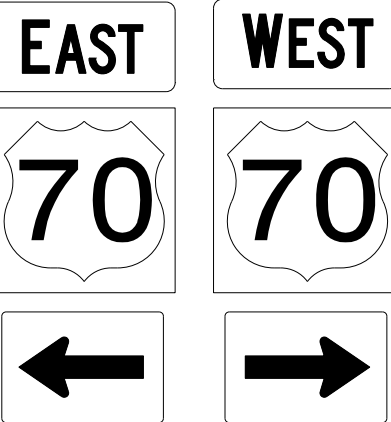


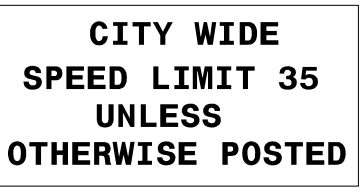
1/17/2022 10:55:11 AM C:\Users\jbauman\Documents\U-6010-SIGN-1B.dgn

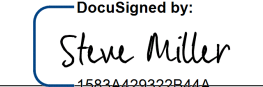

TIP NO. U-6010	SHEET NO. SIGN-2
APPROVED:  DATE: 2/21/2022	
	
DOCUMENT NOT CONSIDERED FINAL UNLESS ALL SIGNATURES COMPLETED	

SIGN NUMBER: 301 TYPE: D QUANTITY: 1 SIGN WIDTH: 5' -6" HEIGHT: 2' -6" TOTAL AREA: 13.75 Sq.Ft. BORDER TYPE: FLUSH RECESS: 0" WIDTH: 0.75" RADIUS: 2.25" NO. Z BARS: LENGTH:	BACKG COLOR: Green COPY COLOR: White MAJ. COPY SERIES: Ground ROUTE MARKERS: ARROW TYPES: 8.0" x12.0" (AR_Type D) MAT: L:1.6 mm ALUMINUM	DESIGN BY: JWB PROJECT ID: U-6010 CHECKED BY: SDM LOCATION: ALAMANCE COUNTY DIV: 07 DATE: Sep 01, 2021
		
LETTER POSITIONS E 16.8, l 3.8, o 1.6, n 3.8, 3 25.9, 12.3 G 16.8, i 4.4, b 1.8, s 3.5, o 2.8, n 3.8, v 3.5, i 4.1, l 1.8, l 1.8, e 1.6, 3 6, 32.2		
Letter spacings are to start of next letter		
USE NOTES: 1,3,4,6 1. Legend and border shall be direct applied encapsulated lens reflective sheeting. 2. Legend and border shall be direct applied enclosed lens reflective sheeting. 3. Shields shall be encapsulated lens reflective sheeting on 0.8mm aluminum and demountable. 4. Background shall be encapsulated lens reflective sheeting. 5. Background shall be enclosed lens reflective sheeting. 6. Center arrows vertically on sign.		
NORTH CAROLINA D. O. T. SIGN DETAIL		

SIGN NUMBER: 302 TYPE: D QUANTITY: 1 SIGN WIDTH: 5' -6" HEIGHT: 1' -6" TOTAL AREA: 25 Sq.Ft. BORDER TYPE: FLUSH RECESS: 0" WIDTH: 0.75" RADIUS: 1.5" NO. Z BARS: LENGTH:	BACKG COLOR: Green COPY COLOR: White MAJ. COPY SERIES: Ground ROUTE MARKERS: ARROW TYPES: 6.0" x9.0" (AR_Type D) MAT: L:1.6 mm ALUMINUM	DESIGN BY: JWB PROJECT ID: U-6010 CHECKED BY: SDM LOCATION: ALAMANCE COUNTY DIV: 07 DATE: Sep 01, 2021
		
LETTER POSITIONS G 17.7, i 7.4, b 4.4, s 1.8, o 3.5, v 2.8, n 3.8, 3 3.5, 4.1, 1.8, 1.8, l 1.6, 3 5.2, 32.2		
Letter spacings are to start of next letter		
USE NOTES: 1,3,4,6 1. Legend and border shall be direct applied encapsulated lens reflective sheeting. 2. Legend and border shall be direct applied enclosed lens reflective sheeting. 3. Shields shall be encapsulated lens reflective sheeting on 0.8mm aluminum and demountable. 4. Background shall be encapsulated lens reflective sheeting. 5. Background shall be enclosed lens reflective sheeting. 6. Center arrows vertically on sign.		
NORTH CAROLINA D. O. T. SIGN DETAIL		


SIGN DESIGNS

<p>401 QUANTITY REQ'D <u>7</u></p>  <p>R2-1 (45) 30" X 36"</p> <p>ONE "U" POST PER SIGN</p>	<p>406 QUANTITY REQ'D <u>1</u></p>  <p>W9-1R 48" X 48"</p> <p>TWO "U" POST PER SIGN</p>	<p>411 QUANTITY REQ'D <u>1</u></p>  <p>D9-2 24" X 24"</p> <p>M6-1 21" X 15"</p> <p>ONE "U" POST PER SIGN</p>	<p>416 QUANTITY REQ'D <u>2</u></p>  <p>R3-9B 24" X 36"</p> <p>ONE "U" POST PER SIGN</p>	<p>501</p>  <p>2 - 24" X 12"</p> <p>2 - 24" X 24"</p> <p>2 - 21" X 15"</p> <p>TWO "U" POST PER SIGN ASSEMBLY</p>	<p>505</p>  <p>1 - 21" X 15"</p> <p>1 - 24" X 24"</p> <p>ONE "U" POST PER SIGN</p>
<p>402 QUANTITY REQ'D <u>6</u></p>  <p>R1-1 36" X 36"</p> <p>ONE "U" POSTS PER SIGN</p>	<p>407 QUANTITY REQ'D <u>2</u></p>  <p>R6-1R 36" X 12"</p> <p>MOUNT ABOVE SIGN 402 IN 1 INSTALLATION</p> <p>ONE "U" POSTS PER SIGN</p>	<p>412 QUANTITY REQ'D <u>3</u></p>  <p>R5-1 36" X 36"</p> <p>ONE "U" POST PER SIGN</p>	<p>417 QUANTITY REQ'D <u>1</u></p>  <p>W4-2R 48" X 48"</p> <p>TWO "U" POST PER SIGN</p>	<p>502</p>  <p>2 - 24" X 12"</p> <p>2 - 24" X 24"</p> <p>2 - 21" X 15"</p> <p>TWO "U" POST PER SIGN ASSEMBLY</p>	<p>506</p>  <p>1 - 24" X 12"</p> <p>1 - 24" X 24"</p> <p>ONE "U" POST PER SIGN</p>
<p>403 QUANTITY REQ'D <u>7</u></p>  <p>R4-7 24" X 30"</p> <p>ONE "U" POST PER SIGN</p>	<p>408 QUANTITY REQ'D <u>2</u></p>  <p>R3-4 36" X 36"</p> <p>MOUNTED TO THE BACK OF SIGN 403 IN 2 LOCATIONS</p>	<p>413 QUANTITY REQ'D <u>6</u></p>  <p>R5-1A 42" X 30"</p> <p>ONE "U" POST PER SIGN</p>	<p>418 QUANTITY REQ'D <u>1</u></p>  <p>R6-1L 36" X 12"</p> <p>ONE "U" POSTS PER SIGN</p>	<p>503</p>  <p>2 - 24" X 12"</p> <p>2 - 24" X 24"</p> <p>2 - 21" X 15"</p> <p>TWO "U" POST PER SIGN ASSEMBLY</p>	<p>507</p>  <p>1 - 24" X 12"</p> <p>1 - 24" X 24"</p> <p>ONE "U" POST PER SIGN</p>
<p>404 QUANTITY REQ'D <u>7</u></p>  <p>OM1-3 18" X 18"</p> <p>MOUNT BELOW SIGN 403 IN 6 INSTALLATIONS</p>	<p>409 QUANTITY REQ'D <u>1</u></p>  <p>W11-1 36" X 36"</p> <p>ONE "U" POST PER SIGN</p>	<p>414 QUANTITY REQ'D <u>1</u></p>  <p>D11-1 24" X 18"</p> <p>ONE "U" POST PER SIGN</p>		<p>504</p>  <p>2 - 24" X 12"</p> <p>2 - 24" X 24"</p> <p>2 - 21" X 15"</p> <p>TWO "U" POST PER SIGN ASSEMBLY</p>	<p>508</p>  <p>2 - 24" X 12"</p> <p>2 - 24" X 24"</p> <p>2 - 21" X 15"</p> <p>TWO "U" POST PER SIGN ASSEMBLY</p>
<p>405 QUANTITY REQ'D <u>1</u></p>  <p>W3-3 30" X 30"</p> <p>ONE "U" POST PER SIGN</p>	<p>410 QUANTITY REQ'D <u>1</u></p>  <p>W16-1P 18" X 24"</p> <p>MOUNTED BELOW SIGN 409 IN 1 LOCATION</p>	<p>415 QUANTITY REQ'D <u>1</u></p>  <p>R2-27 42" X 30"</p> <p>ONE "U" POST PER SIGN</p>	<p>TYPE "E" & "F" SIGNS</p>		

TIP NO. U-6010	SHEET NO. SIGN-3
Approved by:  DATE: 2/21/2022	
	
DOCUMENT NOT CONSIDERED FINAL UNLESS ALL SIGNATURES COMPLETED	

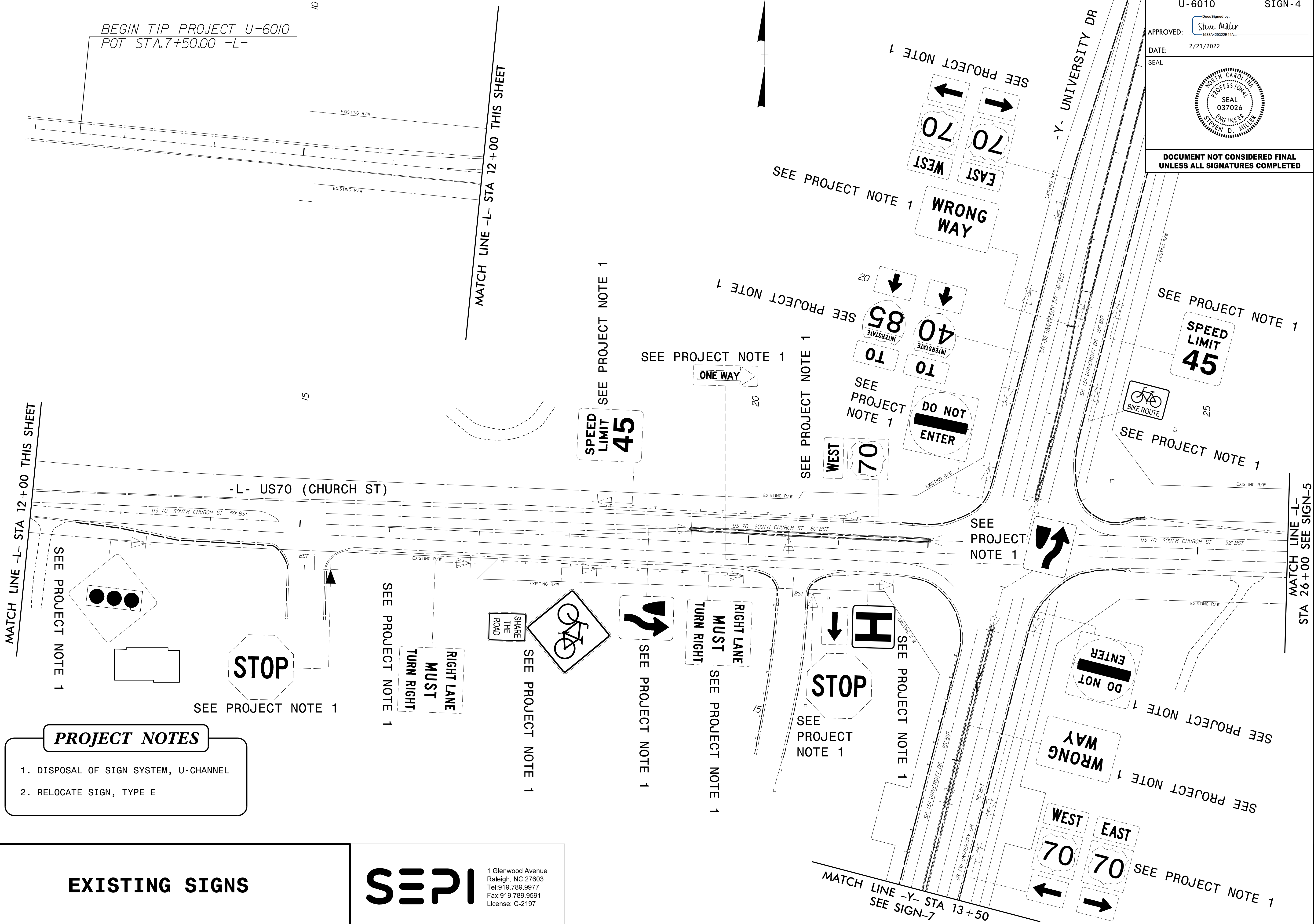
1/17/2022 U-6010-SIGN-3.dgn

DocuSigned by:
Steve Miller
 188A409328644A
 APPROVED: _____
 DATE: 2/21/2022
 SEAL



**DOCUMENT NOT CONSIDERED FINAL
 UNLESS ALL SIGNATURES COMPLETED**

BEGIN TIP PROJECT U-6010
 POT STA.7+50.00 -L-



MATCH LINE -L- STA 12+00 THIS SHEET

MATCH LINE -L- STA 12+00 THIS SHEET

MATCH LINE -L- STA 26+00 SEE SIGN-5

PROJECT NOTES



1. DISPOSAL OF SIGN SYSTEM, U-CHANNEL
2. RELOCATE SIGN, TYPE E

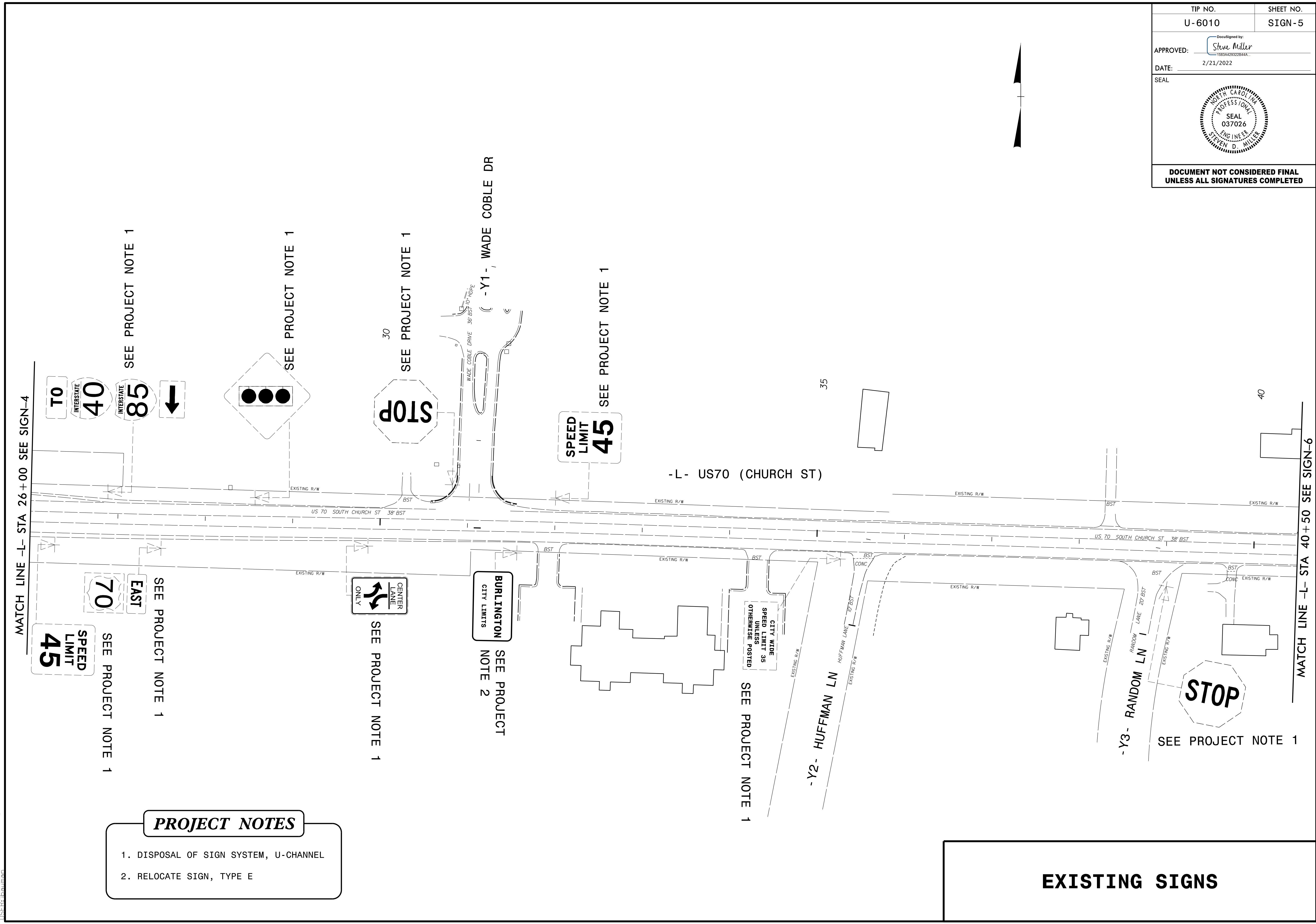
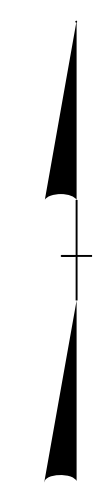
EXISTING SIGNS



1 Glenwood Avenue
 Raleigh, NC 27603
 Tel: 919.789.9977
 Fax: 919.789.9591
 License: C-2197

1/17/2022 10:55:00 AM U-6010-SIGN-4.dgn


TIP NO. U-6010	SHEET NO. SIGN-5
APPROVED:  158342922B44A	
DATE: 2/21/2022	
SEAL 	
DOCUMENT NOT CONSIDERED FINAL UNLESS ALL SIGNATURES COMPLETED	

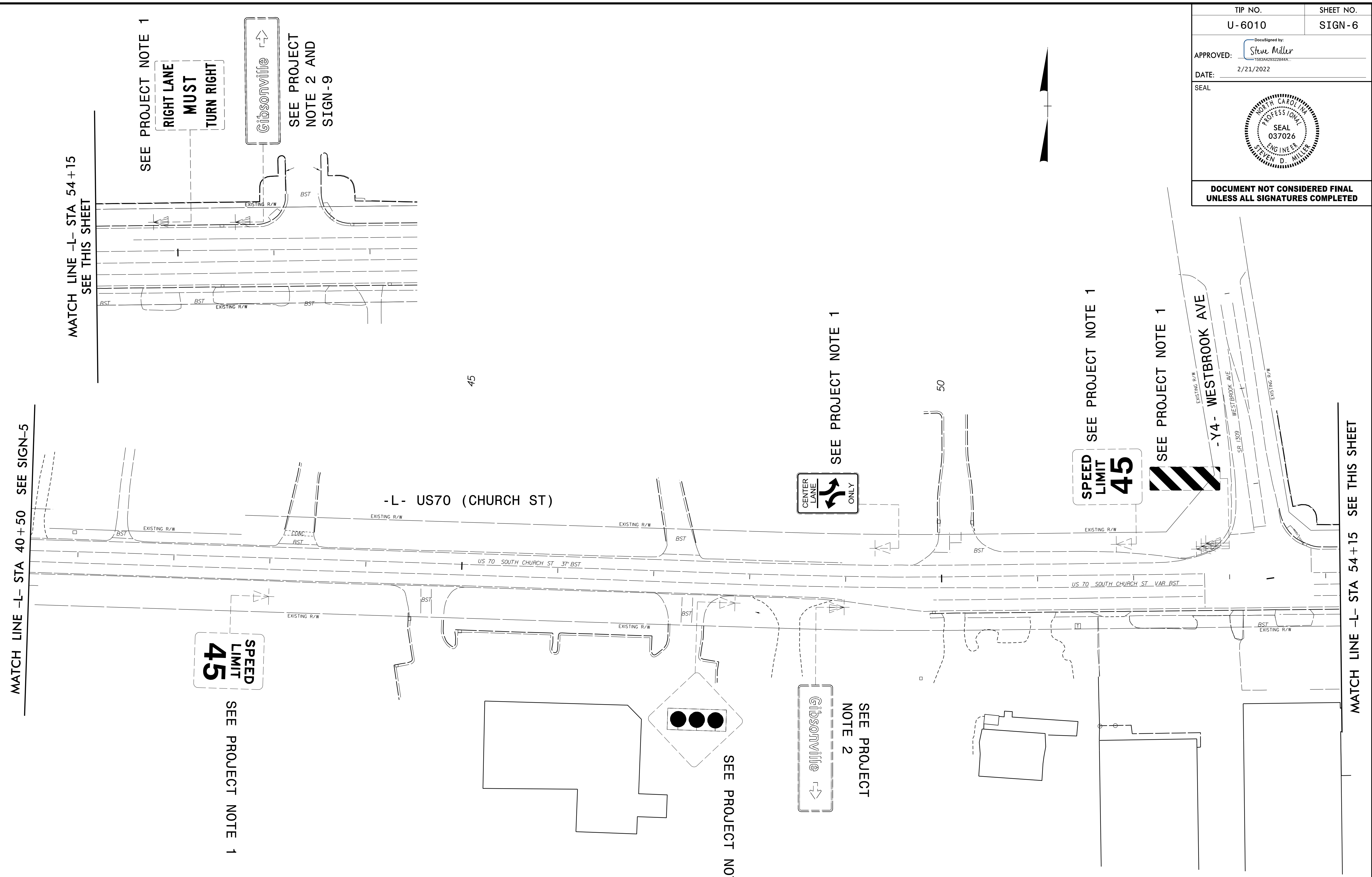


PROJECT NOTES

- DISPOSAL OF SIGN SYSTEM, U-CHANNEL
- RELOCATE SIGN, TYPE E

EXISTING SIGNS

TIP NO. U-6010	SHEET NO. SIGN-6
APPROVED: <i>Steve Miller</i> <small>DocuSigned by: 15834292228444</small>	
DATE: 2/21/2022	
SEAL 	
DOCUMENT NOT CONSIDERED FINAL UNLESS ALL SIGNATURES COMPLETED	



MATCH LINE -L- STA 40+50 SEE SIGN-5

MATCH LINE -L- STA 54+15
SEE THIS SHEET

SEE PROJECT NOTE 1
RIGHT LANE
MUST
TURN RIGHT

Gibsonville
SEE PROJECT
NOTE 2 AND
SIGN-9

-L- US70 (CHURCH ST)

SEE PROJECT NOTE 1
CENTER
LANE
ONLY

SEE PROJECT NOTE 1
SPEED
LIMIT
45

SEE PROJECT NOTE 1



-Y4- WESTBROOK AVE

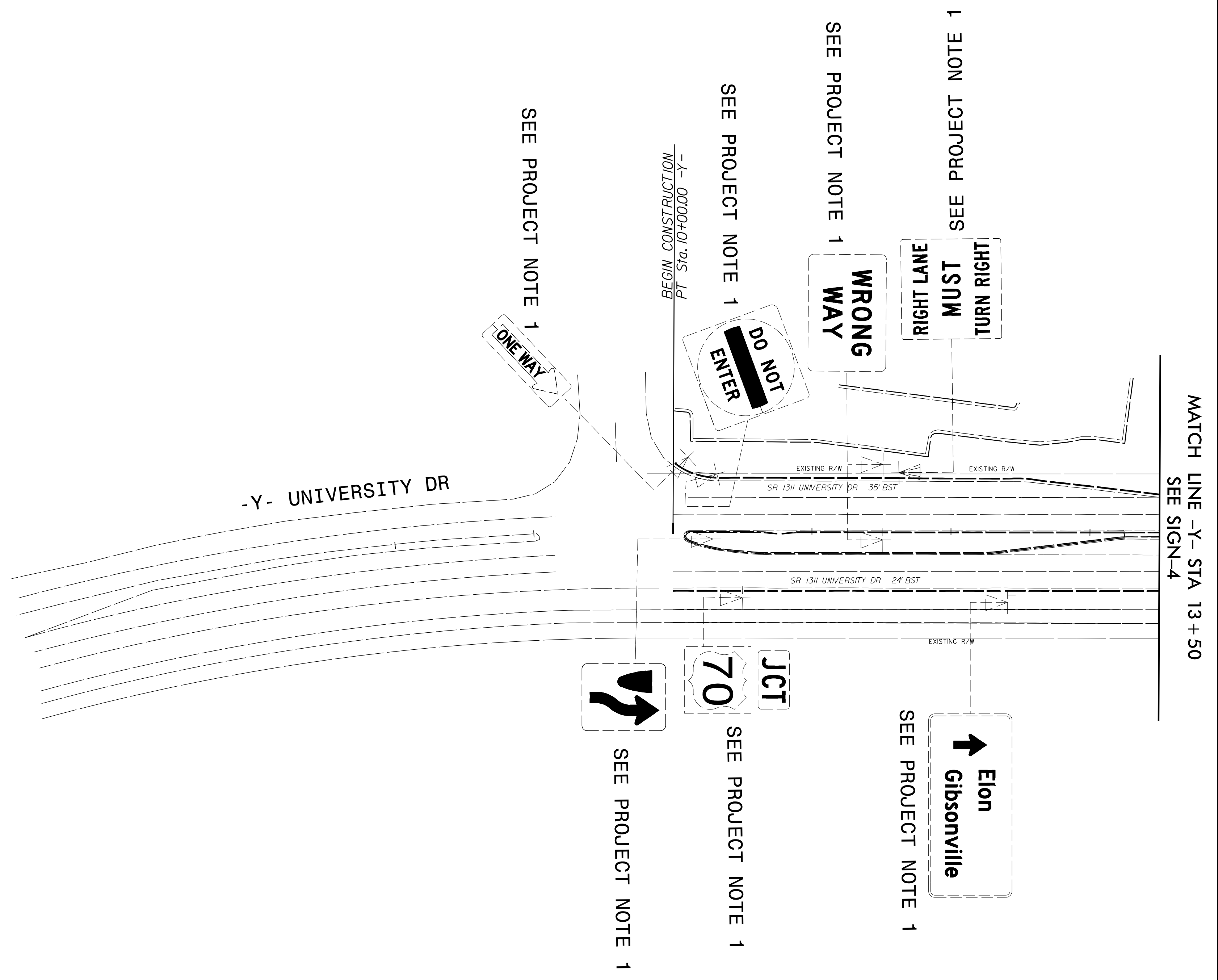
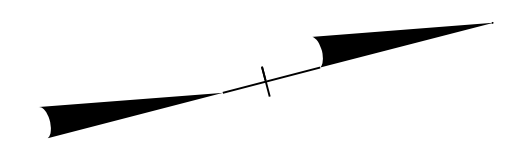
MATCH LINE -L- STA 54+15 SEE THIS SHEET

PROJECT NOTES

1. DISPOSAL OF SIGN SYSTEM, U-CHANNEL
2. RELOCATE SIGN, TYPE E

EXISTING SIGNS

TIP NO. U-6010	SHEET NO. SIGN-7
APPROVED:  1983442922544A	
DATE: 2/21/2022	
SEAL	
	
DOCUMENT NOT CONSIDERED FINAL UNLESS ALL SIGNATURES COMPLETED	



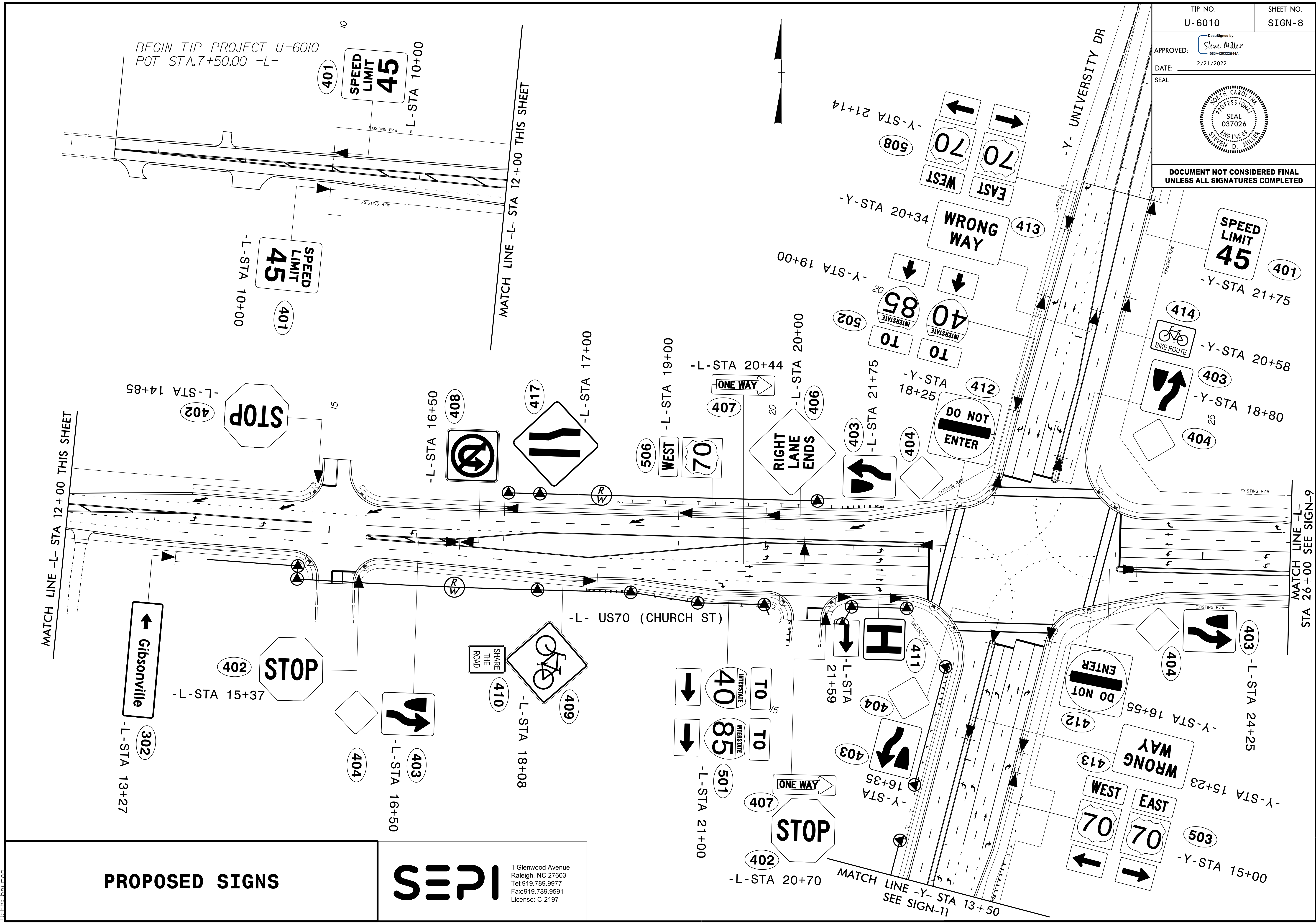
PROJECT NOTES

1. DISPOSAL OF SIGN SYSTEM, U-CHANNEL
2. RELOCATE SIGN, TYPE E

EXISTING SIGNS

TIP NO. U-6010	SHEET NO. SIGN-8
APPROVED: <i>Steve Miller</i> <small>188A429228464</small>	
DATE: 2/21/2022	
SEAL	

DOCUMENT NOT CONSIDERED FINAL UNLESS ALL SIGNATURES COMPLETED



MATCH LINE -L- STA 12+00 THIS SHEET



MATCH LINE -L- STA 12+00 THIS SHEET

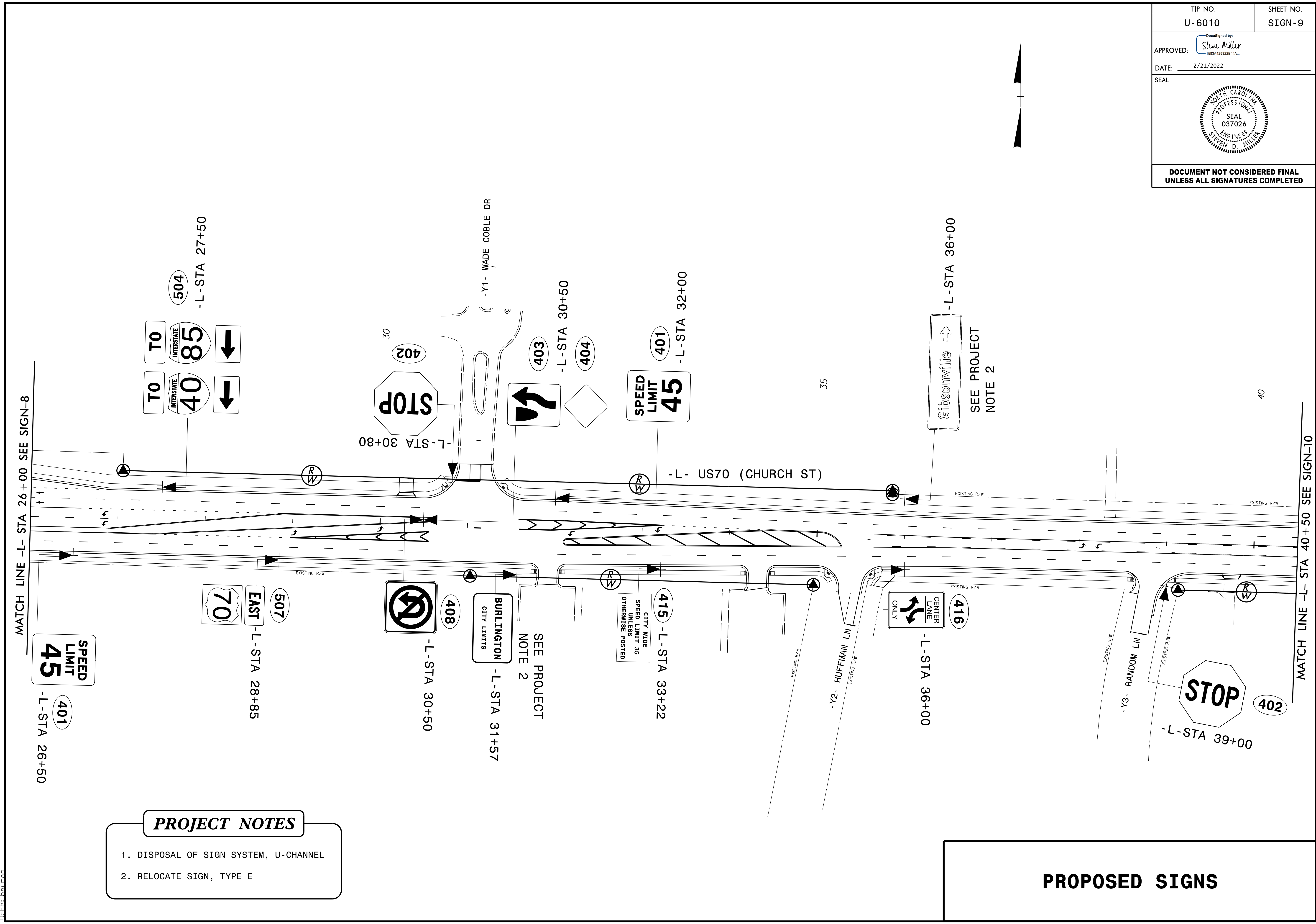
MATCH LINE -L- STA 26+00 SEE SIGN-9

PROPOSED SIGNS

1 Glenwood Avenue
Raleigh, NC 27603
Tel: 919.789.9977
Fax: 919.789.9591
License: C-2197

1/7/2022 11:57 AM C:\Users\NLS\OneDrive\Documents\U-6010-SIGN-8.dgn

TIP NO. U-6010	SHEET NO. SIGN-9
APPROVED:  DocuSigned by: Steve Miller 1583442922844A	
DATE: 2/21/2022	
SEAL 	
DOCUMENT NOT CONSIDERED FINAL UNLESS ALL SIGNATURES COMPLETED	





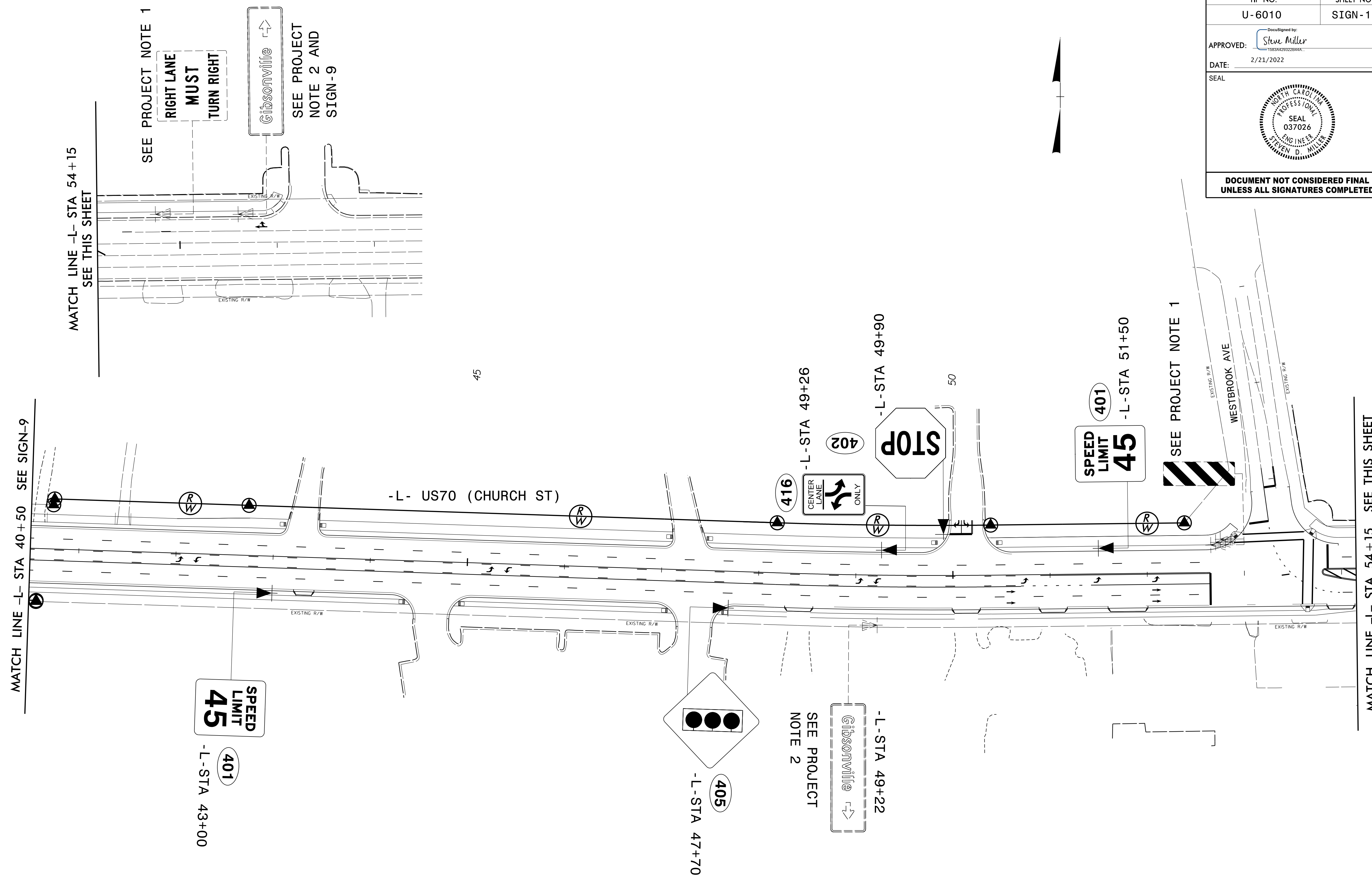
PROJECT NOTES

- DISPOSAL OF SIGN SYSTEM, U-CHANNEL
- RELOCATE SIGN, TYPE E

PROPOSED SIGNS

1/17/2022 10:55:53 AM C:\p\N\U-6010-SIGN-9.dgn

TIP NO. U-6010	SHEET NO. SIGN-10
APPROVED:  1583A29322844X	
DATE: 2/21/2022	
SEAL 	
DOCUMENT NOT CONSIDERED FINAL UNLESS ALL SIGNATURES COMPLETED	



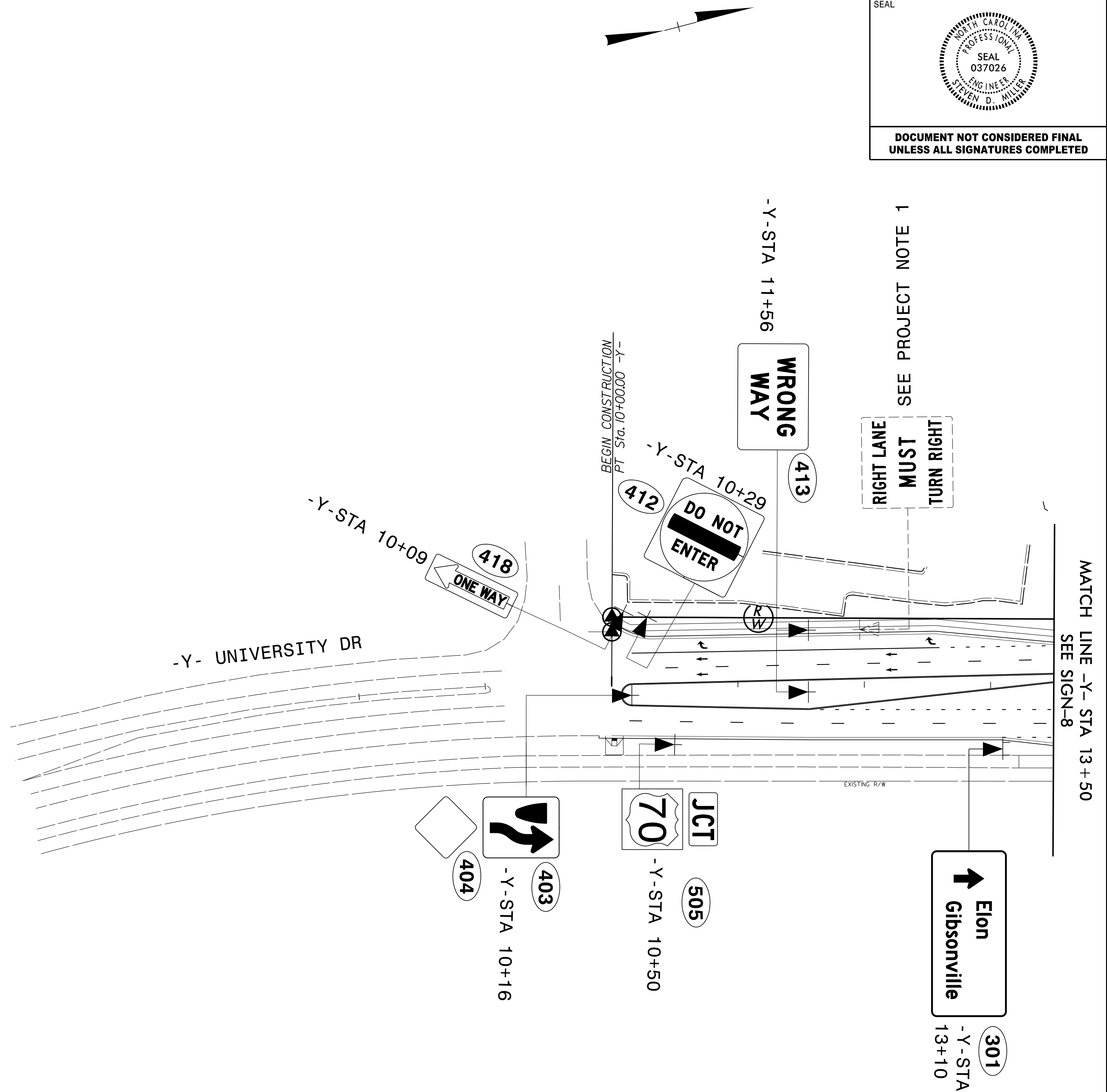
PROJECT NOTES

1. DISPOSAL OF SIGN SYSTEM, U-CHANNEL
2. RELOCATE SIGN, TYPE E

PROPOSED SIGNS

1/18/2022 1:55:10 PM C:\Users\jbauman\OneDrive\Documents\U-6010-SIGN-10.dgn

TIP NO. U-6010	SHEET NO. SIGN-11
APPROVED: <i>Steve Miller</i> 15834428922844	
DATE: 2/21/2022	
SEAL	
DOCUMENT NOT CONSIDERED FINAL UNLESS ALL SIGNATURES COMPLETED	



- PROJECT NOTES**
1. DISPOSAL OF SIGN SYSTEM, U-CHANNEL
 2. RELOCATE SIGN, TYPE E

PROPOSED SIGNS

1/17/2022
C:\na\U-6010-SIGN-11.dgn
11:55:11 AM
JTB