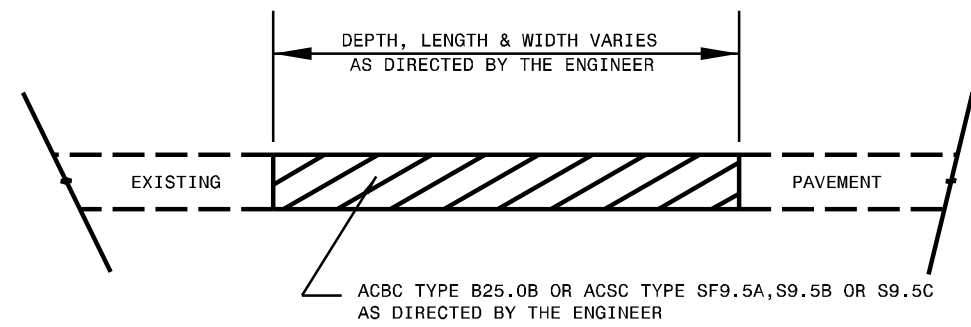


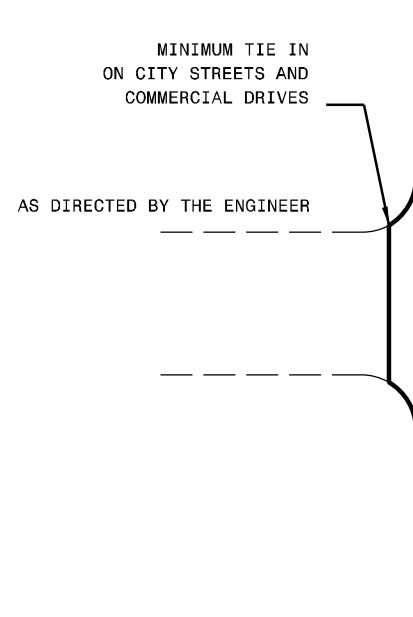
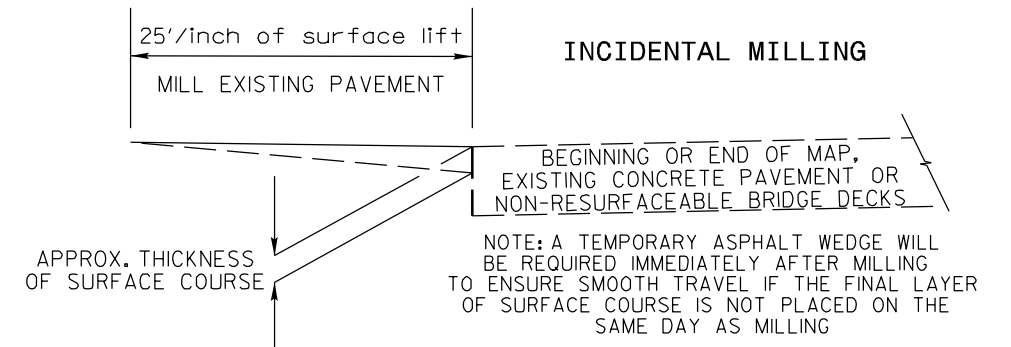
**PAVEMENT SCHEDULE**

<b>PROJECT REFERENCE NO.</b>	<b>SHEET NO.</b>
2022CPT.05.20.20921.1	10

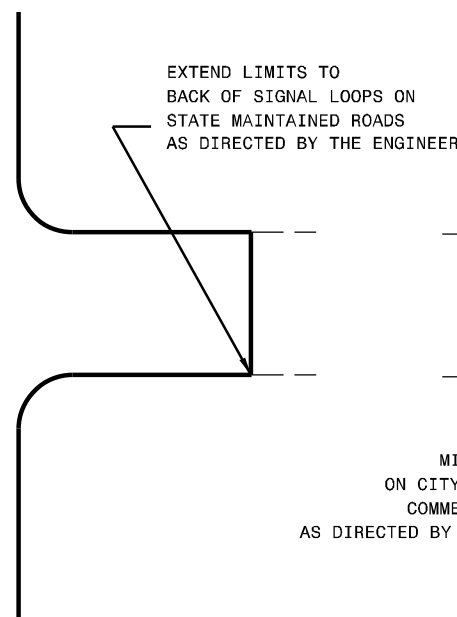
	<b>S</b>	SHOULDER GRADING ASB REQUIRED (EXCEPT AT RESIDENTIAL AREAS)
<b>C1</b>	<b>U</b>	2" ASPHALT CONCRETE SURFACE COURSE, TYPE S9.5C, AT AN AVERAGE RATE OF 224 LBS. PER SQ. YD. EXISTING PAVEMENT
	<b>V1</b>	2" MILLING



**PATCHING EXISTING PAVEMENT**  
MILLING TO BE PERFORMED PRIOR TO PATCHING

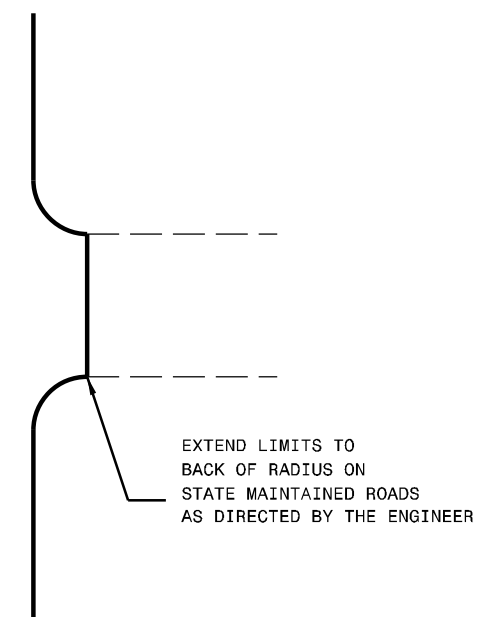


**DETAIL OF PROJECT LIMITS AT SIGNALIZED Y LINES**



MINIMUM TIE IN  
ON CITY STREETS AND  
COMMERCIAL DRIVES  
AS DIRECTED BY THE ENGINEER

**DETAIL OF PROJECT LIMITS AT UNSIGNALIZED Y LINES**



EXTEND LIMITS TO  
BACK OF RADIUS ON  
STATE MAINTAINED ROADS  
AS DIRECTED BY THE ENGINEER