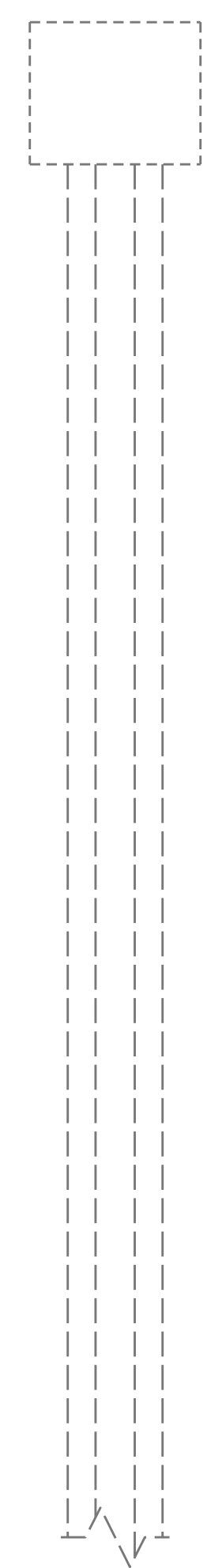
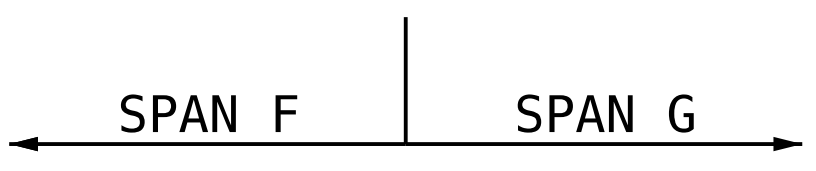


TOP OF CAP

SPAN G  
SPAN F



ELEVATION

END VIEW

**AS-BUILT REPAIR QUANTITY TABLE**

REPAIRS - BENT 6	QUANTITIES			
	ESTIMATE		ACTUAL	
SHOTCRETE REPAIRS	AREA SF	VOLUME CF	AREA SF	VOLUME CF
CAP	0	0		
COLUMN	0	0		
CONCRETE REPAIRS	AREA SF	VOLUME CF	AREA SF	VOLUME CF
CAP	3.3	1.7		
COLUMN	0	0		
EPOXY COATING		AREA SF		AREA SF
CAP		67.5		

VALUES IN CHART REPRESENT ESTIMATED REPAIR TOTALS AFTER REMOVAL OF UNSOUND CONCRETE, MIN. OF 1" BEHIND REBAR AND MIN. 1" CLEAR TO SAWCUT. SEE REPAIR DETAILS.




**NOTES**

REPAIR LOCATIONS AND ESTIMATE OF QUANTITIES ARE GIVEN BASED ON THE BEST INFORMATION AVAILABLE. IF ADDITIONAL REPAIRS NOT SHOWN ON THE DRAWINGS ARE DEEMED NECESSARY BY THE ENGINEER, THE ENGINEER SHALL NOTE ON THE DRAWINGS THE APPROXIMATE LOCATION AND DESCRIPTION OF THE REPAIRS AND ENTER THE ACTUAL QUANTITIES INTO THE AS-BUILT REPAIR QUANTITY TABLE.

CLEAN AND REMOVE DEBRIS FROM THE TOP OF THE CAP AND APPLY EPOXY PROTECTIVE COATING. EPOXY COATING SHALL BE APPLIED TO THE TOP SURFACE OF THE CAP. THE CONTRACTOR SHALL NOT COAT THE AREA OF THE CAP BENEATH THE MASONRY PLATES. FOR EPOXY COATING, SEE SPECIAL PROVISIONS.


CONCRETE REPAIRS MAYBE SUBSTITUTED IN LIEU OF SHOTCRETE REPAIRS WITH THE APPROVAL OF THE ENGINEER.

FOR "SHOTCRETE REPAIRS", SEE SPECIAL PROVISIONS.

-  SHOTCRETE REPAIR AREA
-  CONCRETE REPAIR AREA
-  AREA PREVIOUSLY ACCOUNTED FOR ON ADJACENT FACE

PROJECT NO. **15BPR.49**  
**WAKE** COUNTY  
 BRIDGE NO. **910028**

SHEET 12 OF 14



STATE OF NORTH CAROLINA  
 DEPARTMENT OF TRANSPORTATION  
 RALEIGH  
**SUBSTRUCTURE REPAIRS**  
**BENT 6**  
**SPAN F FACE**

DRAWN BY : R.L. PUTEK DATE : 05/2020  
 CHECKED BY : D.A. CANTRELL DATE : 11/2021  
 DESIGN ENGINEER OF RECORD : N.A. PIERCE DATE : 11/2021

REVISIONS						SHEET NO. S1-31 TOTAL SHEETS 73
NO.	BY:	DATE:	NO.	BY:	DATE:	
1			3			
2			4			

DOCUMENT NOT CONSIDERED FINAL UNLESS ALL SIGNATURES COMPLETED