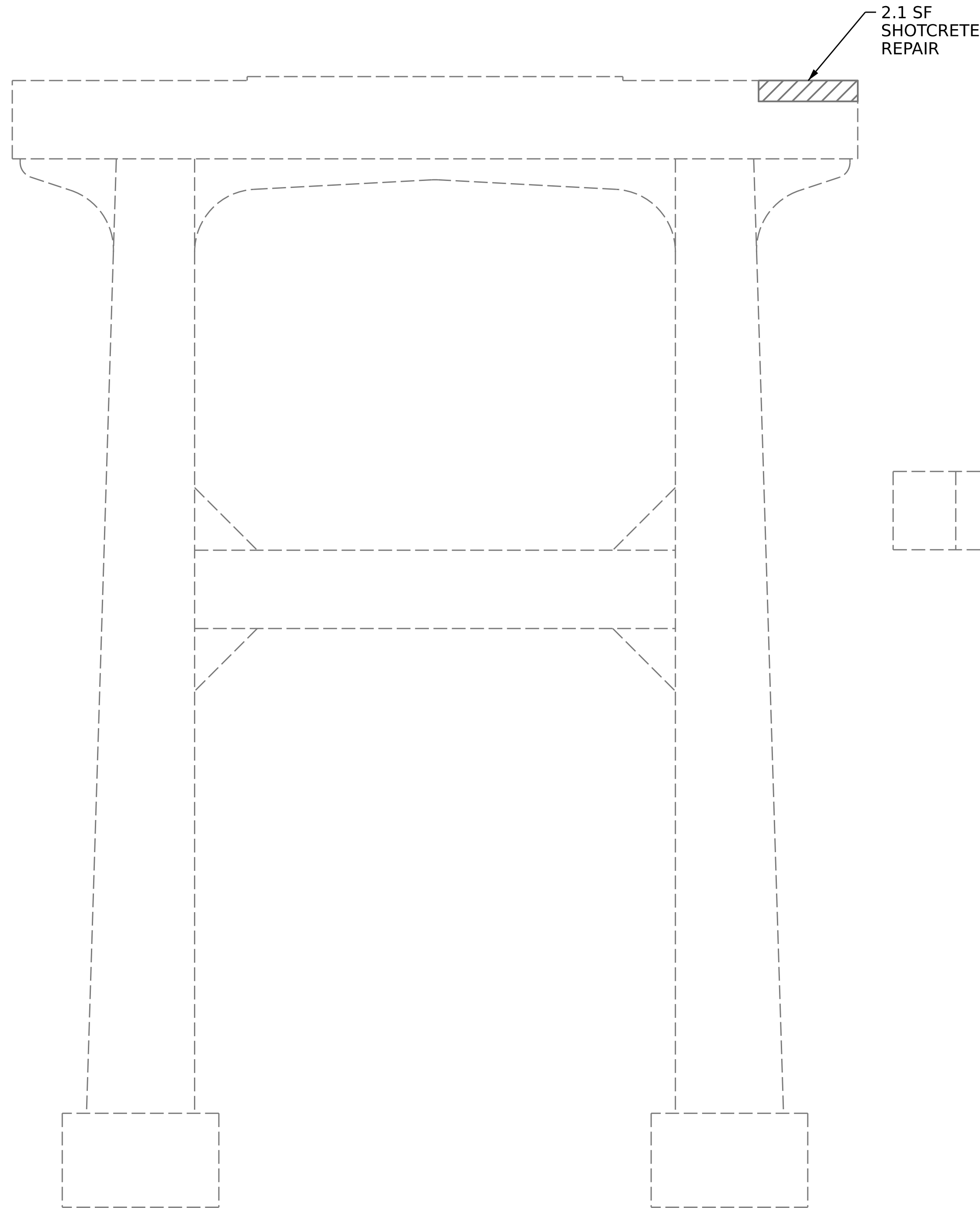
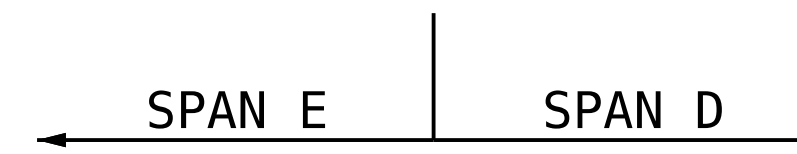
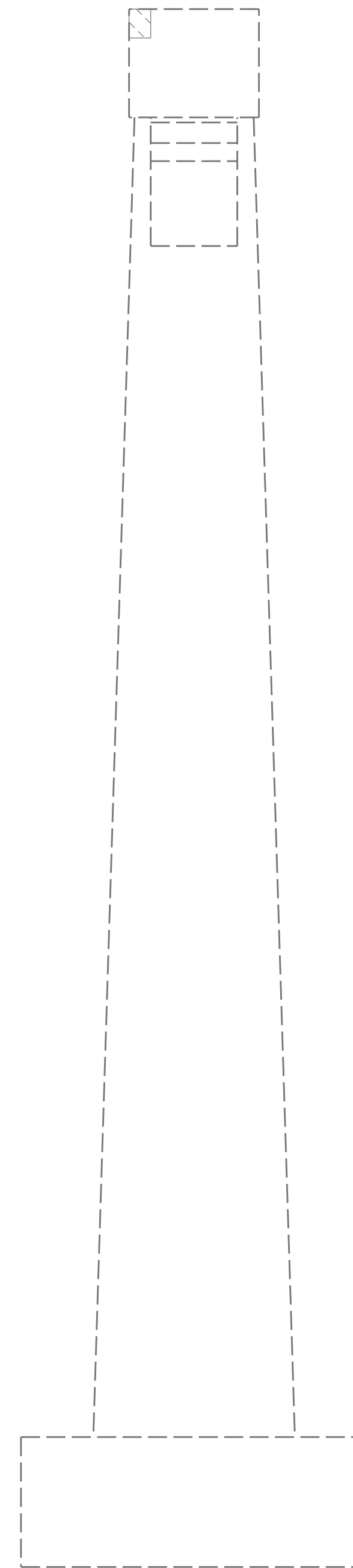


SPAN E
SPAN D

BOTTOM OF CAP



BOTTOM OF STRUT



END VIEW

ELEVATION

AS-BUILT REPAIR QUANTITY TABLE

REPAIRS - BENT 4	QUANTITIES			
	ESTIMATE		ACTUAL	
SHOTCRETE REPAIRS	AREA SF	VOLUME CF	AREA SF	VOLUME CF
CAP	2.8	1.4		
COLUMN	0	0		
CONCRETE REPAIRS	AREA SF	VOLUME CF	AREA SF	VOLUME CF
CAP	0	0		
COLUMN	0	0		



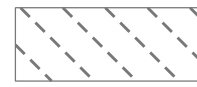
VALUES IN CHART REPRESENT ESTIMATED REPAIR TOTALS AFTER REMOVAL OF UNSOUND CONCRETE, MIN. OF 1" BEHIND REBAR AND MIN. 1" CLEAR TO SAWCUT. SEE REPAIR DETAILS.

NOTES

REPAIR LOCATIONS AND ESTIMATE OF QUANTITIES ARE GIVEN BASED ON THE BEST INFORMATION AVAILABLE. IF ADDITIONAL REPAIRS NOT SHOWN ON THE DRAWINGS ARE DEEMED NECESSARY BY THE ENGINEER, THE ENGINEER SHALL NOTE ON THE DRAWINGS THE APPROXIMATE LOCATION AND DESCRIPTION OF THE REPAIRS AND ENTER THE ACTUAL QUANTITIES INTO THE AS-BUILT REPAIR QUANTITY TABLE.


CONCRETE REPAIRS MAYBE SUBSTITUTED IN LIEU OF SHOTCRETE REPAIRS WITH THE APPROVAL OF THE ENGINEER.

FOR "SHOTCRETE REPAIRS", SEE SPECIAL PROVISIONS.

-  SHOTCRETE REPAIR AREA
-  CONCRETE REPAIR AREA
-  AREA PREVIOUSLY ACCOUNTED FOR ON ADJACENT FACE

PROJECT NO. **15BPR.49**
WAKE COUNTY
 BRIDGE NO. **910028**

SHEET 9 OF 14



Digitally signed by Nicholas Pierce
 151108434098485
 01/21/2022

STATE OF NORTH CAROLINA
 DEPARTMENT OF TRANSPORTATION
 RALEIGH

SUBSTRUCTURE REPAIRS

**BENT 4
 SPAN E FACE**

DRAWN BY : R.L. PUTEK DATE : 05/2020
 CHECKED BY : D.A. CANTRELL DATE : 11/2021
 DESIGN ENGINEER OF RECORD : N.A. PIERCE DATE : 11/2021

REVISIONS						SHEET NO. S1-28
NO.	BY:	DATE:	NO.	BY:	DATE:	
1			3			TOTAL SHEETS 73
2			4			

DOCUMENT NOT CONSIDERED FINAL UNLESS ALL SIGNATURES COMPLETED