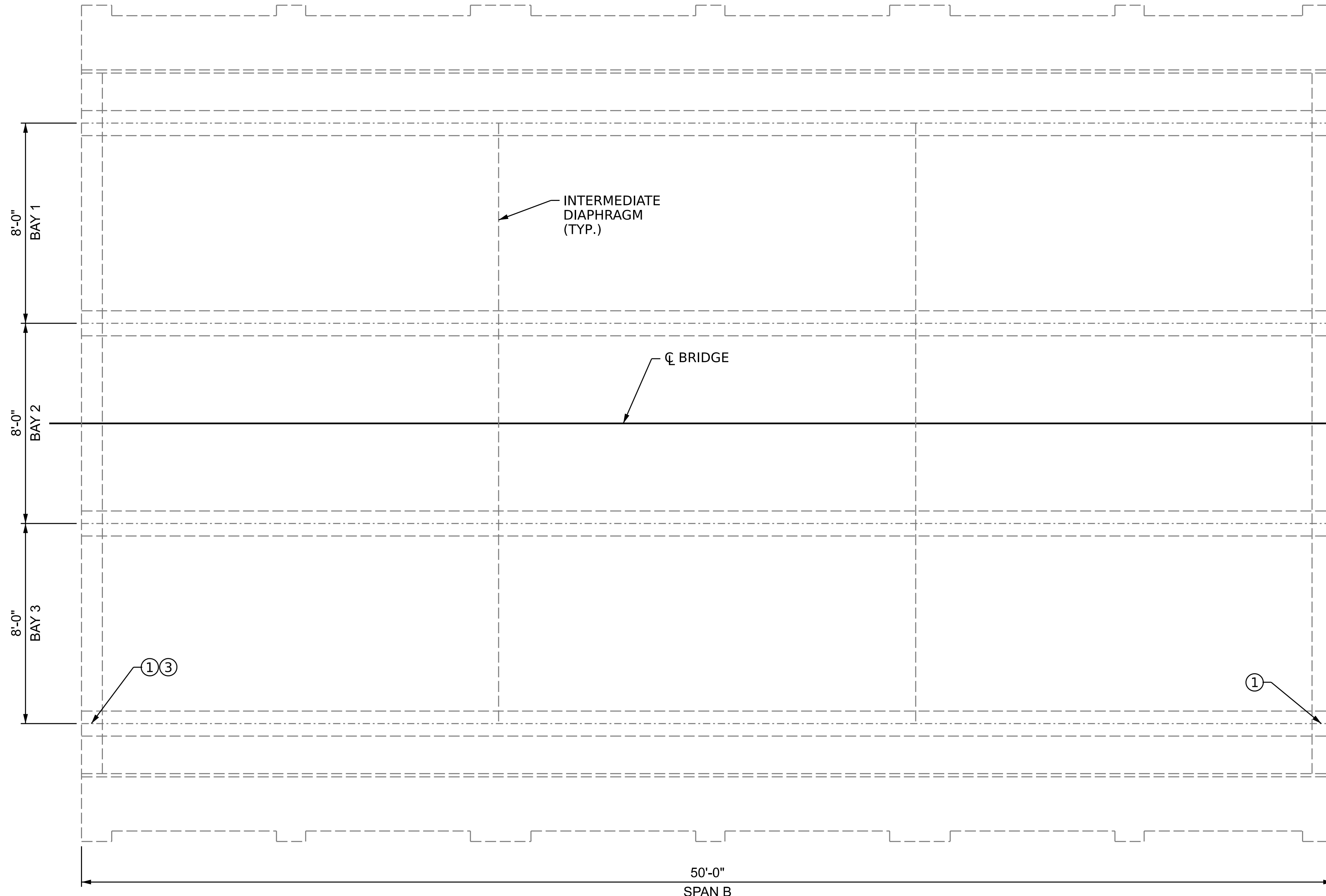


G1

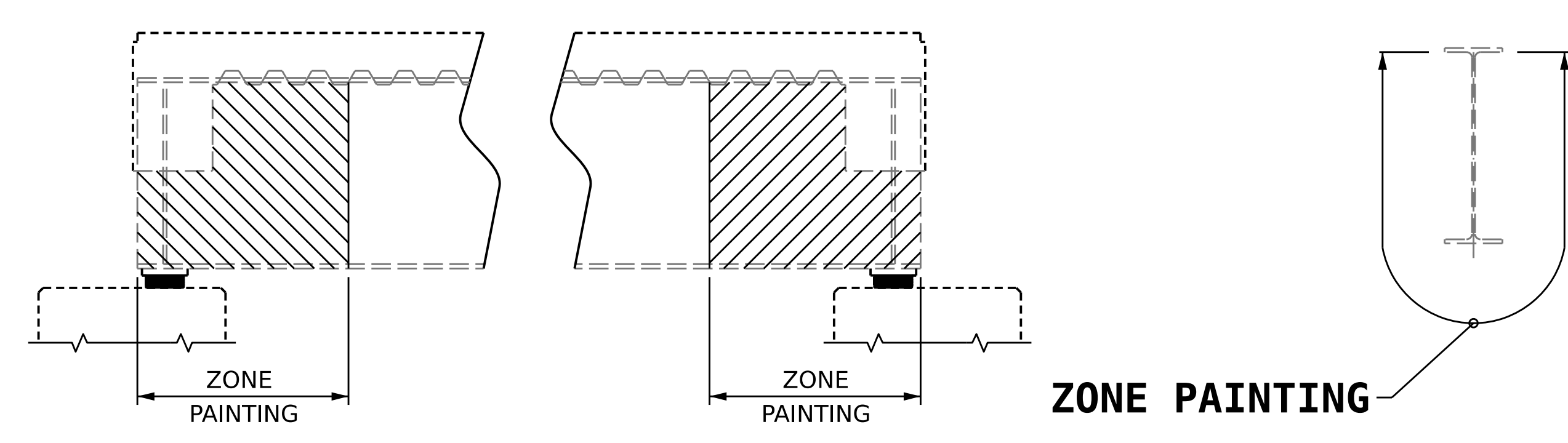
G2

G3

G4



**SPAN B**



**LIMITS OF ZONE PAINTING**

**AS-BUILT REPAIR QUANTITY TABLE**

DECK UNDERSIDE REPAIRS SPAN B	QUANTITIES			
	ESTIMATE		ACTUAL	
SHOTCRETE REPAIRS	AREA SF	VOLUME CF	AREA SF	VOLUME CF
UNDERSIDE OF DECK	0	0		
CONCRETE DIAPHRAGM	0	0		
OVERHANG	0	0		
CONCRETE REPAIRS	AREA SF	VOLUME CF	AREA SF	VOLUME CF
UNDERSIDE OF DECK	0	0		
CONCRETE DIAPHRAGM	0	0		
OVERHANG	0	0		
ZONE PAINTING		AREA SF		AREA SF
BEAM ENDS		316		

VALUES IN CHART REPRESENT ESTIMATED REPAIR TOTALS AFTER REMOVAL OF UNSOUND CONCRETE, MIN. OF 1" BEHIND REBAR AND MIN. 1" CLEAR TO SAWCUT. SEE REPAIR DETAILS.

**NOTES**

REPAIR LOCATIONS AND ESTIMATE OF QUANTITIES ARE GIVEN BASED ON THE BEST INFORMATION AVAILABLE. IF ADDITIONAL REPAIRS NOT SHOWN ON THE DRAWINGS ARE DEEMED NECESSARY BY THE ENGINEER, THE ENGINEER SHALL NOTE ON THE DRAWINGS THE APPROXIMATE LOCATION AND DESCRIPTION OF THE REPAIRS AND ENTER THE ACTUAL QUANTITIES INTO THE AS-BUILT REPAIR QUANTITY TABLE.

CONCRETE REPAIRS MAYBE SUBSTITUTED IN LIEU OF SHOTCRETE REPAIRS WITH THE APPROVAL OF THE ENGINEER.

FOR "SHOTCRETE REPAIRS", SEE SPECIAL PROVISIONS.

FOR ZONE PAINTING BEAM ENDS, SEE SPECIAL PROVISIONS.

FOR BEAM REPAIRS, SEE PLATED BEAM REPAIR DETAILS SHEET.


**REPAIR LEGEND**

- SHOTCRETE REPAIR AREA
- CONCRETE REPAIR AREA
- ① - WEB REPAIR
- ② - STIFFENER REPAIR
- ③ - BOTTOM FLANGE REPAIR
- G# - GIRDER NUMBER

PROJECT NO. **15BPR.49**  
**WAKE** COUNTY  
 BRIDGE NO. **910028**

SHEET 2 OF 7

STATE OF NORTH CAROLINA  
 DEPARTMENT OF TRANSPORTATION  
 RALEIGH  
**DECK UNDERSIDE REPAIRS**  
**SPAN B**



Drawn by: *Nicholas Pierce*  
 1/21/2022

REVISIONS						SHEET NO. S1-13 TOTAL SHEETS 73
NO.	BY:	DATE:	NO.	BY:	DATE:	
1			3			
2			4			

DOCUMENT NOT CONSIDERED FINAL UNLESS ALL SIGNATURES COMPLETED

DRAWN BY : N.A. PIERCE DATE : 10/2020  
 CHECKED BY : D.A. CANTRELL DATE : 11/2021  
 DESIGN ENGINEER OF RECORD : N.A. PIERCE DATE : 11/2021