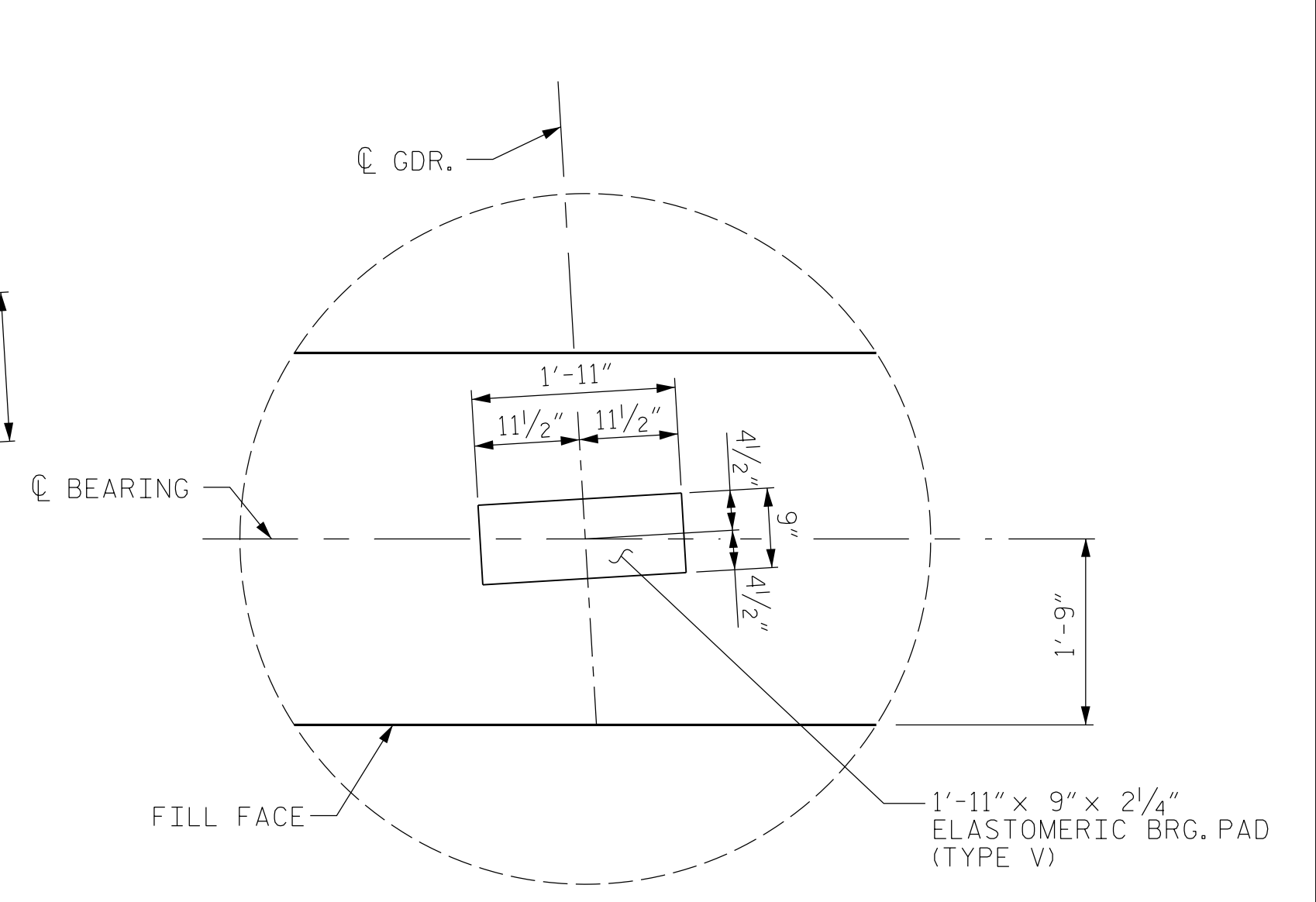
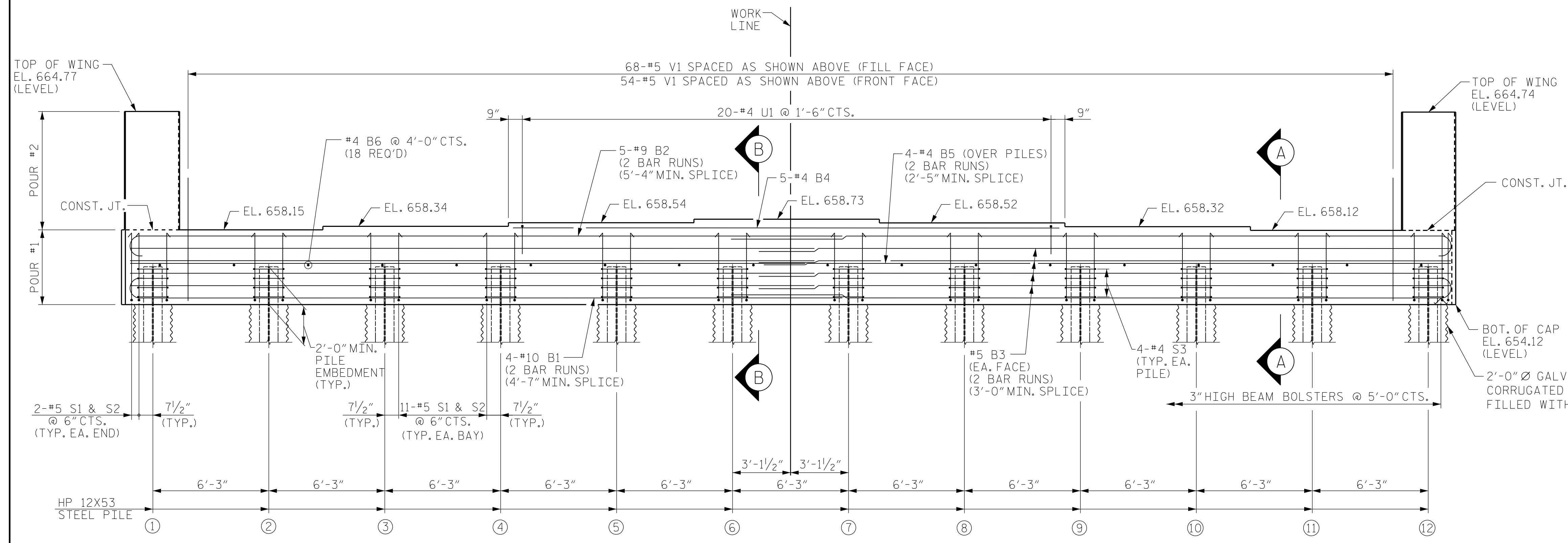


PLAN OF CAP

NOTES:
 THE TOP SURFACE OF THE END BENT CAP AND WINGS, EXCEPT THE BEARING AREA, SHALL BE RAKED TO A DEPTH OF 1/4".
 STIRRUPS IN CAP MAY BE SHIFTED AS NECESSARY TO AVOID #5 V1 BARS IN CAP.
 THE COST TO FURNISH AND INSTALL THE 24" Ø GALVANIZED CORRUGATED STEEL PIPE SHALL BE INCLUDED IN THE CONTRACT PRICE FOR THE MSE RETAINING WALL. FOR MSE RETAINING WALL, SEE GEOTECHNICAL PROVISIONS.
 FOR SECTIONS A-A & B-B, SEE SHEET 4 OF 4.




DETAIL "A"
 (TYP. EACH GIRDER)



ELEVATION

PROJECT NO. B-5737
 ROCKINGHAM COUNTY
 STATION: 20+86.07 -L-
 SHEET 1 OF 4

STATE OF NORTH CAROLINA
 DEPARTMENT OF TRANSPORTATION
 RALEIGH
 SUBSTRUCTURE
 INTEGRAL END BENT #1



DRAWN BY : J. LOFTUS DATE : 03-2021
 CHECKED BY : P. JACOB DATE : 07-2021
 DESIGN ENGINEER OF RECORD: J. LOFTUS DATE : 04-2021

FOR SECTIONS A-A AND B-B, SEE SHEET 4 OF 4

moffatt & nichol
 4700 FALLS OF NEUSE ROAD, SUITE 300
 RALEIGH, NORTH CAROLINA 27609
 (919) 781-4626 VOICE (919) 781-4869 FAX
 NC License No.: F-0105

REVISIONS						SHEET NO.
NO.	BY:	DATE:	NO.	BY:	DATE:	TOTAL SHEETS
1			3			29
2			4			

1/12/2022 02:17:10 PM \\1001-103\B5737\Structures\01-CADD\03-FinalDrawings\01_041_B5737_SMU_EB01_021_780108.dgn P:\jacob