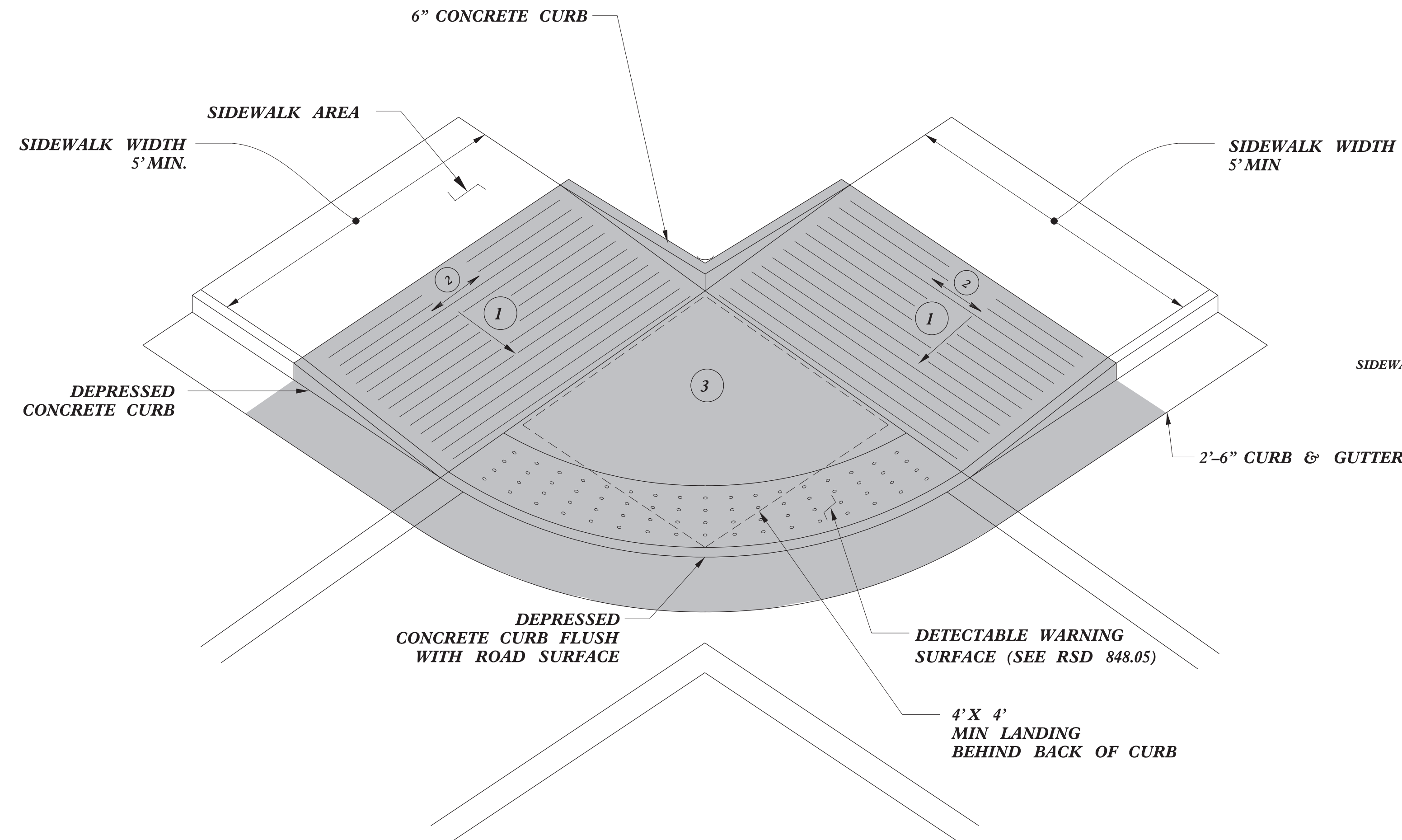


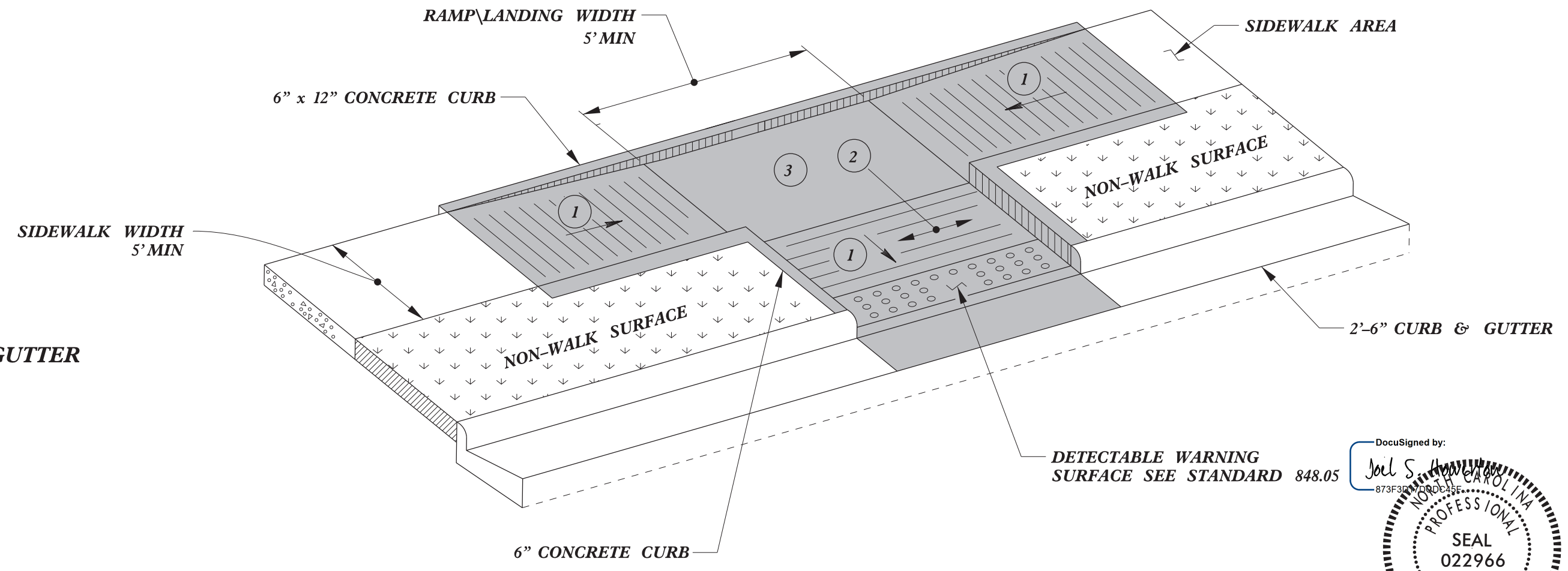
**TYPE 2**

- 1 8.33% (12:1) MAX RAMP SLOPE
- 2 CROSS SLOPE: 2.00%
- 3 CURB RAMPS REQUIRE A (4'-0") MINIMUM LANDING WITH A MAXIMUM CROSS SLOPE AND LONGITUDINAL SLOPE OF 2.00% WHERE PEDESTRIANS PERFORM TURNING MANEUVERS. SLOPE TO DRAIN TO CURB.


PAY LIMITS FOR 1 CURB RAMP



**TYPE 2A**



**TYPE 3**



DOCUMENT NOT CONSIDERED FINAL UNLESS ALL SIGNATURES COMPLETED

|  |              |
|--|--------------|
| <b>CONTRACT STANDARDS AND DEVELOPMENT UNIT</b>   |              |
| Office 919-707-6950 FAX 919-250-4119             |              |
| <b>CURB RAMPS</b>                                |              |
| Parallel Ramps                                   |              |
| ORIGINAL BY: J.S. HOWERTON                       | DATE: 7/7/11 |
| MODIFIED BY:                                     | DATE:        |
| CHECKED BY:                                      | DATE:        |
| FILE SPEC.:stds/2012CurbRamp/CurbRampDetails.dgn |              |

REFER TO ROADWAY STANDARD DRAWING NUMBER 848.05 SHEET 3 OF 3 FOR ALL RAMP NOTES

5/14/99  
SYTIME  
C:\SYTIME\DRAWING\CD\USRNAME