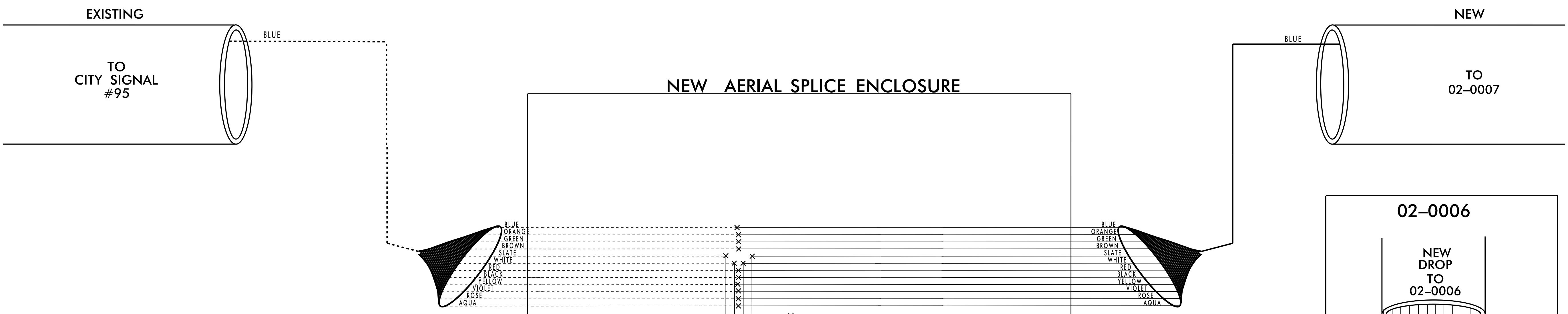


**W. 14TH ST. AND
DICKINSON AVE.
AT 02-0006**

NOTE:
1. UNLESS OTHERWISE NOTED, CAP AND STORE UNUSED FIBERS.
2. UNUSED BUFFER TUBES LEFT COILED AND STORED IN SPLICE TRAY.

LEGEND

COLOR CODE TIA/EIA 598-A		
(1) BLUE	(7) RED	X - FUSION SPLICE INDIVIDUAL FIBER
(2) ORANGE	(8) BLACK	
(3) GREEN	(9) YELLOW	[BUFFER TUBE] SPLICE OR EXPRESS ENTIRE BUFFER TUBE AS NOTED
(4) BROWN	(10) VIOLET	
(5) SLATE	(11) ROSE	
(6) WHITE	(12) AQUA	

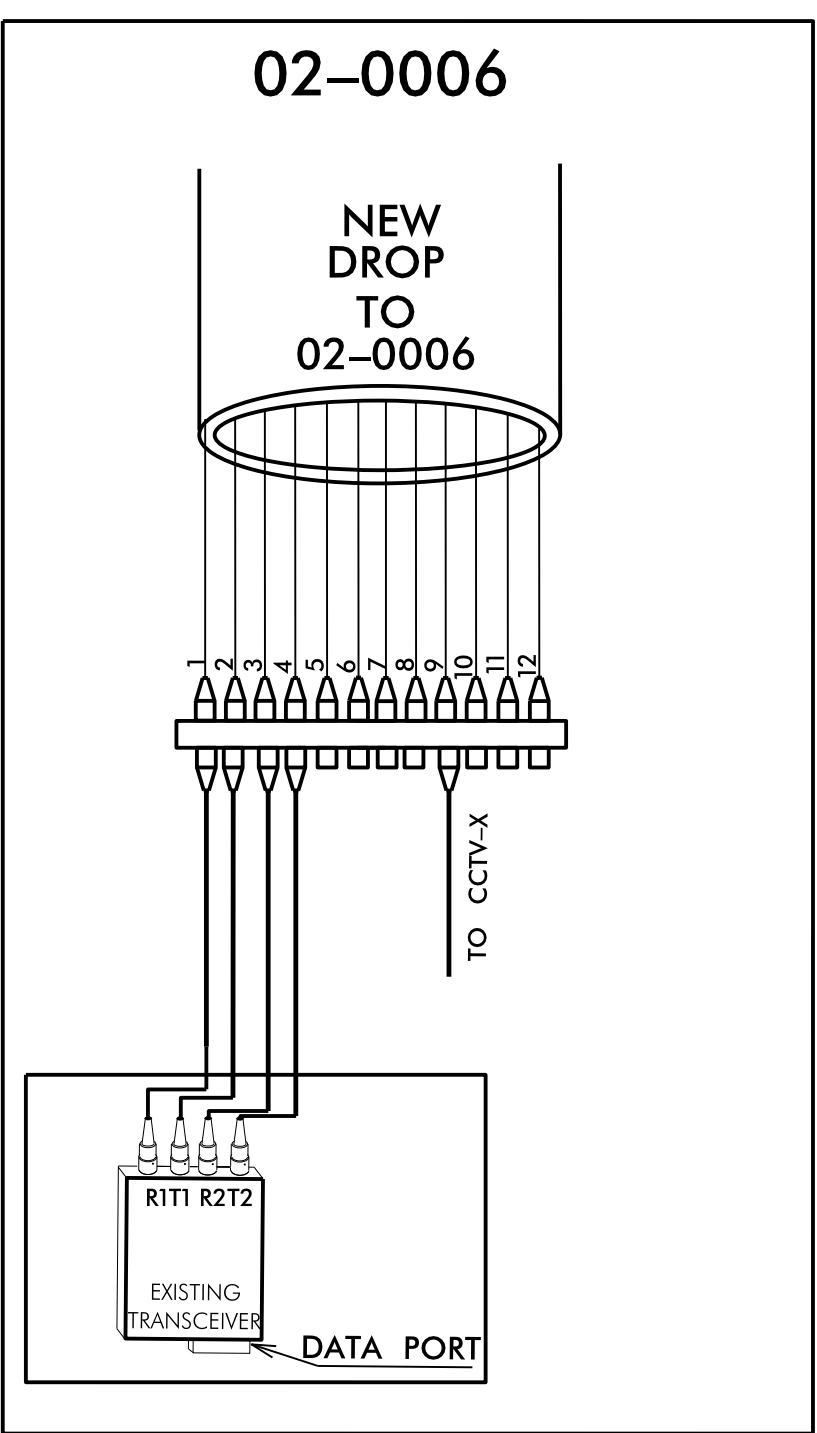
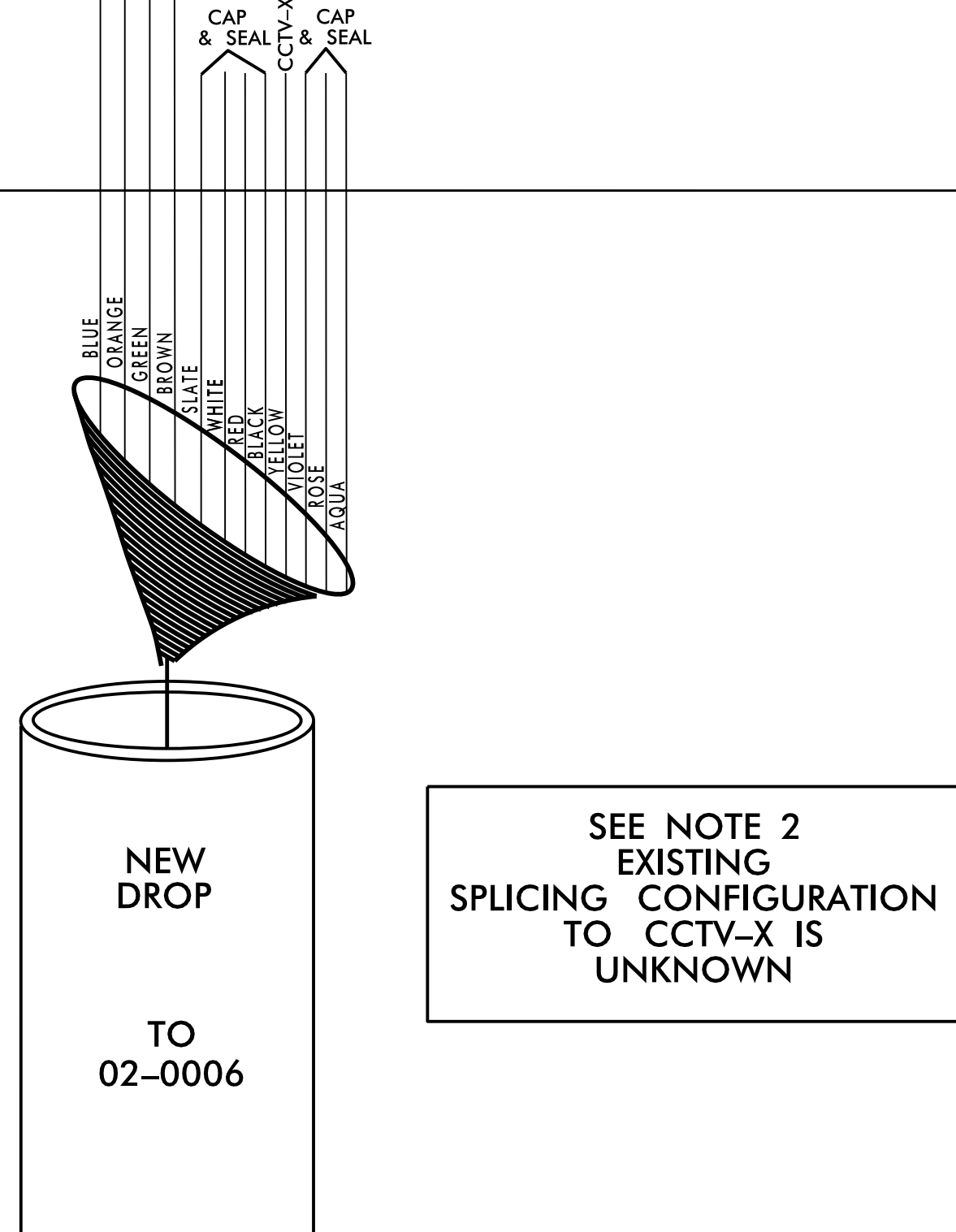


NOTES:

- 1) NOTIFY THE CITY OF GREENVILLE ASSISTANT TRAFFIC ENGINEER, STACEY PIGFORD, AT (252) 329-4678 FIVE (5) DAYS PRIOR TO BEGINNING WORK ON SIGNAL SYSTEM COMMUNICATIONS CABLE. NOTIFY THE ASSISTANT TRAFFIC ENGINEER AFTER ALL WORK IS PERFORMED TO ENSURE THAT ALL FIBER CIRCUITS ARE FUNCTIONING PROPERLY. ALL WORK IS NOT COMPLETE UNTIL THE SIGNAL SYSTEM IS BACK UP AND OPERATIONAL.
- 2) CONTRACTOR TO RECORD EXISTING SPLICE ARRANGEMENT FOR COMPARISON TO THE SUPPLIED SPLICE DETAILS. IF DISCREPANCIES EXIST, CONTACT THE ENGINEER TO DETERMINE HOW TO PROCEED WITH RESPLICING. PROVIDE AS-BUILT PLANS TO THE ENGINEER IF FINAL SPLICE ARRANGEMENT DIFFERS FROM THE SUPPLIED SPLICE DETAILS.
- 3) TRANSCEIVER TERMINATION CONFIGURATIONS ARE GENERIC. CONTRACTOR IS RESPONSIBLE FOR DETERMINING/ENSURING PROPER TERMINATIONS.
- 4) INCLUDE ON THE COVER OF EACH SPLICE TRAY THE FOLLOWING: REFERENCE SECTION 1731 "FIBER OPTIC SPLICE ENCLOSURE"

- 1) SPLICE LOCATION
- 2) DATE
- 3) COMPANY NAME
- 4) NAME OF INDIVIDUAL PERFORMING THE SPLICING

PRIOR TO INSTALLING THE COVER ON THE SPLICE TRAY TAKE A DIGITAL PHOTOGRAPH SHOWING THE SPLICE TRAY AND INFORMATION SHOWN ABOVE (1-4) AND SUBMIT PHOTOGRAPH ALONG WITH OTDR TEST RESULTS.



TMP PHASE 1

DOCUMENT NOT CONSIDERED FINAL
UNLESS ALL SIGNATURES COMPLETED

	SPLICE PLANS		
	DIVISION 02 PITT COUNTY GREENVILLE		
750 N. Greenfield Pkwy., Garner, NC 27529 SCALE: 0 N/A N/A	PLAN DATE: FEBRUARY 2018 PREPARED BY: H. T. BERGGREN, EI	REVIEWED BY: <i>L. N. Avery</i> DATE:	DocuSigned by: <i>Mohd. Islami</i> 3/5/2018