

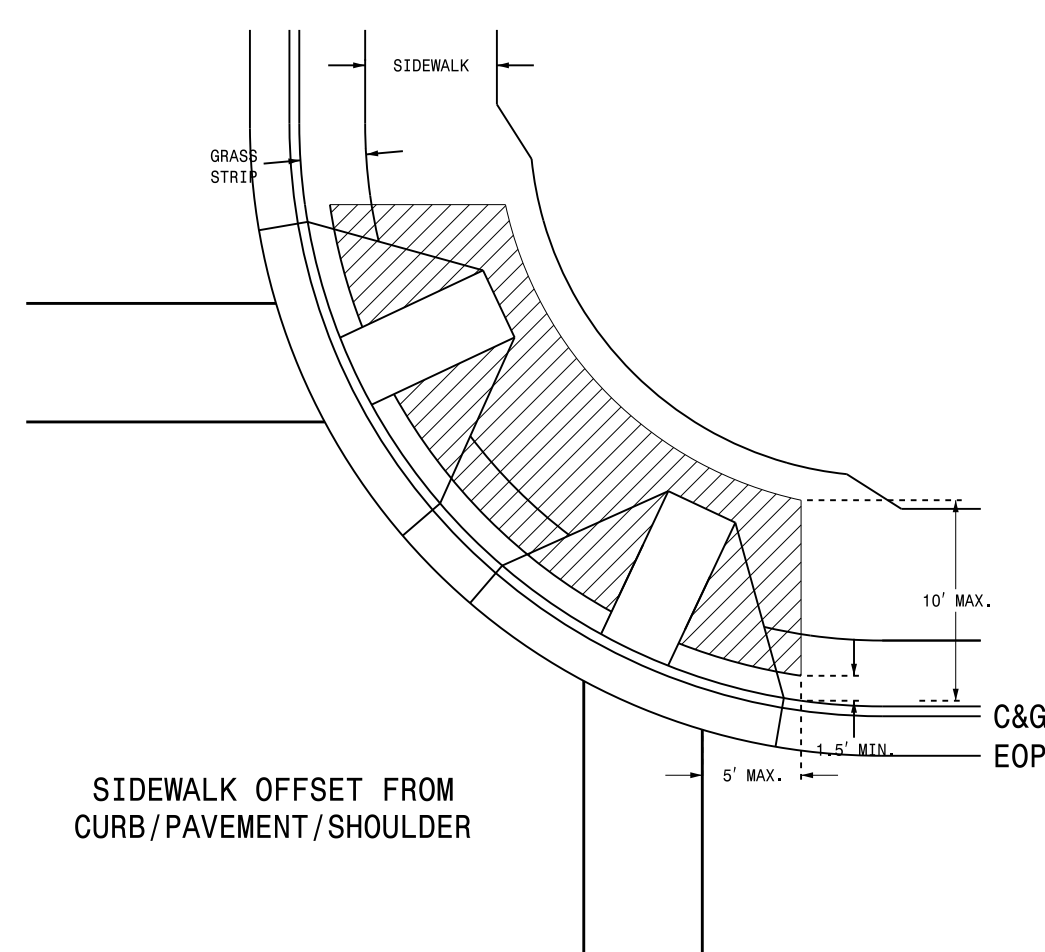
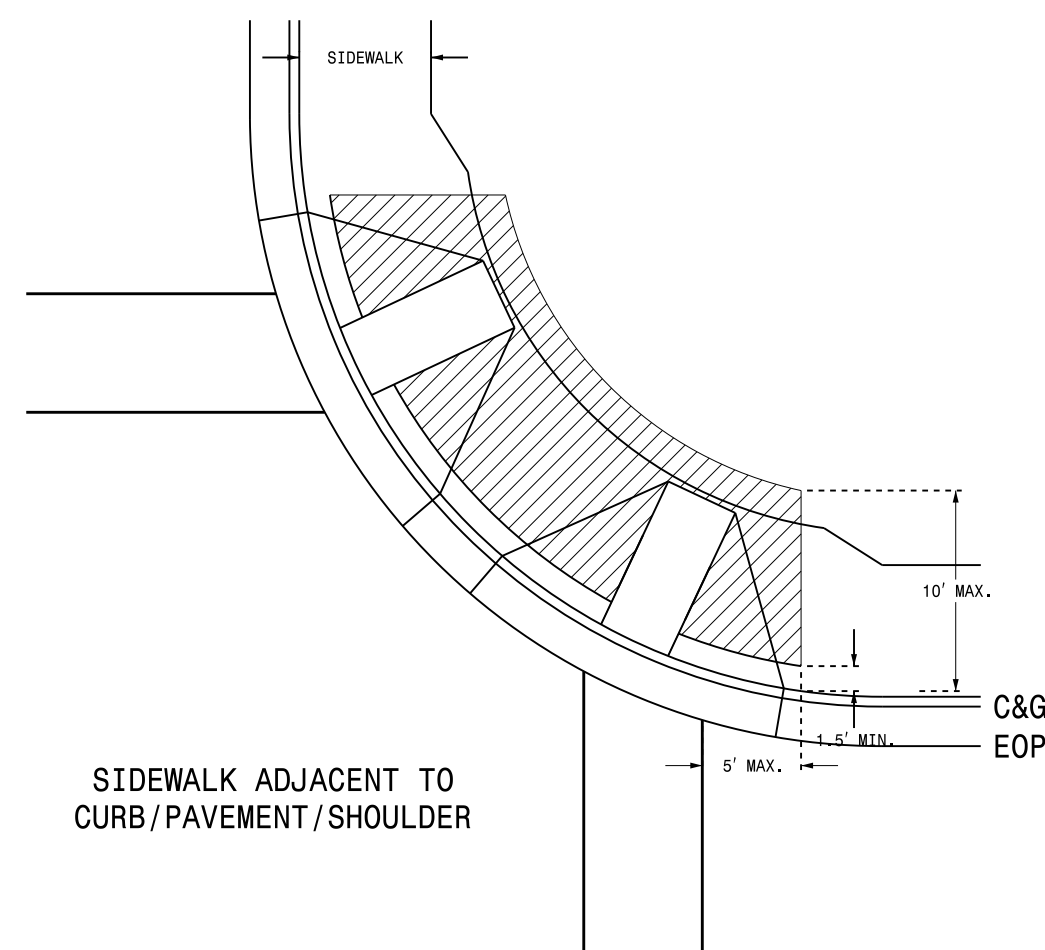
STATE OF NORTH CAROLINA
DEPT. OF TRANSPORTATION
DIVISION OF HIGHWAYS
RALEIGH, N.C.

06-14

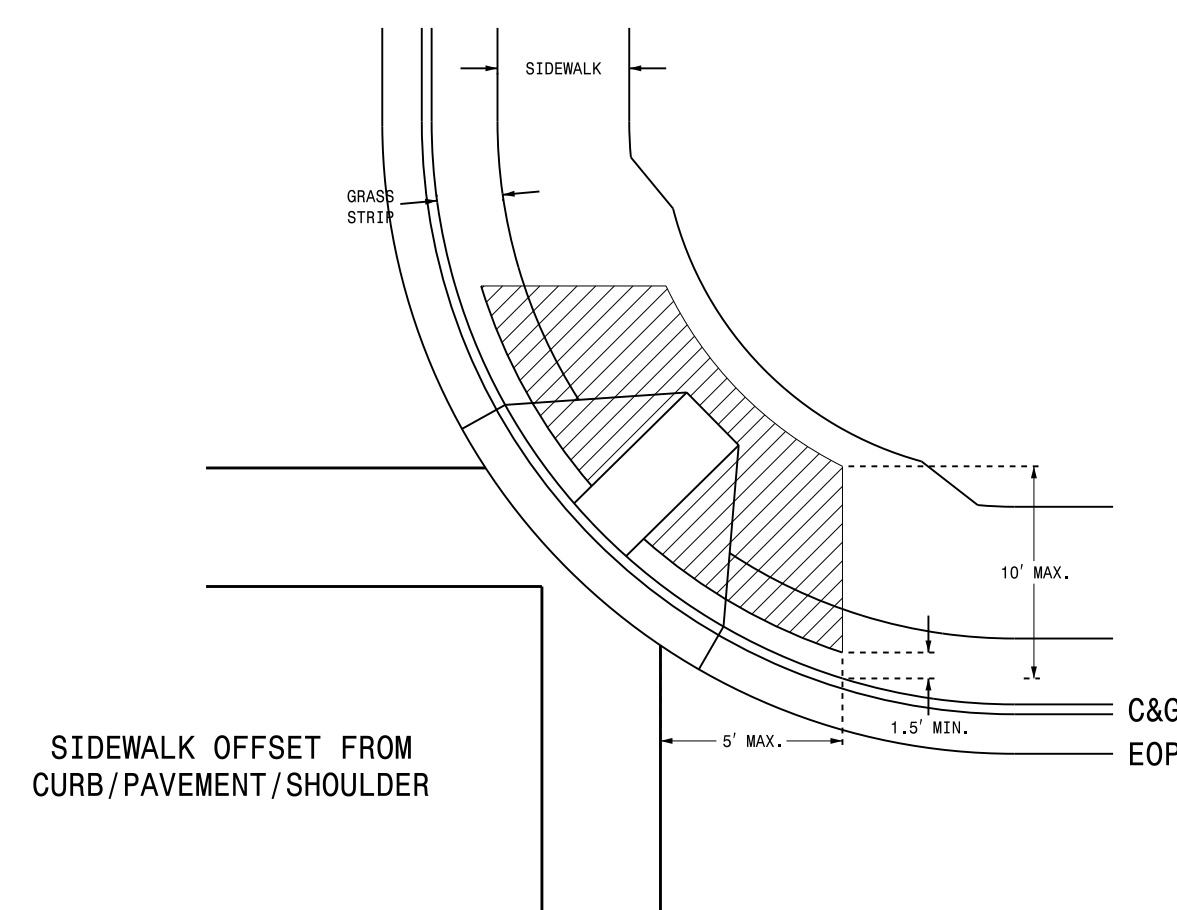
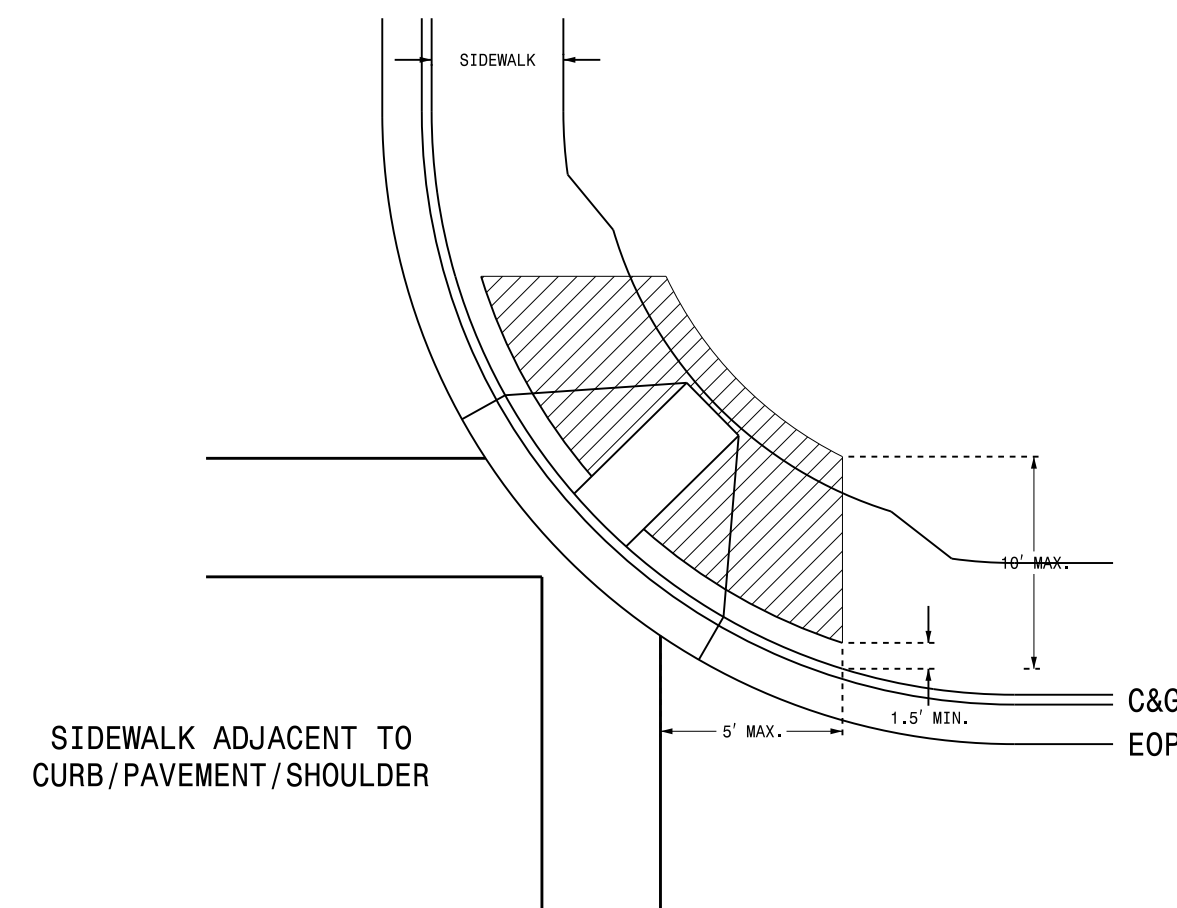
ENGLISH DETAIL DRAWING FOR
PEDESTRIAN PUSHBUTTON LOCATIONS
PLACEMENT DETAIL

SHEET 1 OF 3
1705D01

PUSHBUTTON PLACEMENT
SEPARATE CURB RAMP



PUSHBUTTON PLACEMENT
SHARED CURB RAMP



- NOTES**
1. Pushbutton pedestals should not be located further than 10 feet from the edge of curb, shoulder, or pavement.
 2. The face of the pushbutton should be parallel to the applicable crosswalk.
 3. Separate pushbuttons used on the same corner should be separated by a distance of at least 10 feet.
 4. Pushbuttons shall be installed adjacent to a level surface with a maximum reach distance of 10 inches.
 5. Maintain 4 feet of clearance around pedestal if located in sidewalk.
 6. Refer to section 1705 of the 2012 NCDOT Roadway Standard Drawings for Pushbutton Assembly details.
 7. Refer to section 1743 of the 2012 NCDOT Roadway Standard Drawings for Pedestal details.
 8. Contact Division Traffic Engineer for pushbutton location approval prior to installation.
 9. Curb ramps are for symbolic use only and may not reflect actual design or field conditions.

PROPOSED

	Signal Pole
	Type I Pushbutton Post
	Type II Signal Pedestal
	Pushbutton & Sign
	Pedestrian Signal Head
	Curb Ramp
	Pushbutton Location Area

STATE OF NORTH CAROLINA
DEPT. OF TRANSPORTATION
DIVISION OF HIGHWAYS
RALEIGH, N.C.



06-14

ENGLISH DETAIL DRAWING FOR
PEDESTRIAN PUSHBUTTON LOCATIONS
PLACEMENT DETAIL

SHEET 1 OF 3
1705D01

I:\1-MAY-2017_15:20
 S:\IT\SSU\TSS\Signal\Signal Design\Section\Central Region\Rob's Files\Ped_Side\Pushbutton Drawings\Pushbutton Plate Drawings_20140617.dgn
 rnz:insr

See Plate for Title



DocuSign by: *Robert J. Ziemba*
DATE: 6/17/2014