DocuSign Envelope ID: 1ACF8AE1-00FF-4791-BEAD-9CE32C66DDFB

Kimley»Horn ©2018
421 FAYETTEVILLE STREET, SUITE 600
RALEIGH, NC 27601

PROJECT REFERENCE NO.	SHEET NO.
U-5606	LA-22
SHEET TITLE: SITE DETAILS	

LANDSCAPE ARCHITECT

NORTH CAROLINA REGISTERED LANDSCAPE ARCHITECT 2063 MATTHEW R. SCOTT

DocuSigned by: [signature] 1/26/2022

DOCUMENT NOT CONSIDERED FINAL UNLESS ALL SIGNATURES COMPLETED

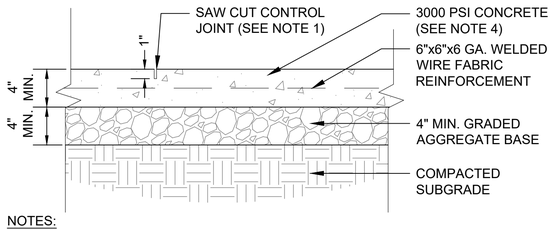

NOTES:
1. CONTROL JOINTS TO BE INTEGRATED WITH PAVING PATTERNS WITH 12" MIN. AND 8' MAX. SPACING.
2. EXPANSION JOINTS (SEE DETAIL) TO BE INTEGRATED WITH PAVING PATTERNS OR 24' MAX. SPACING.
3. EXPANSION JOINTS TO BE USED WHERE SIDEWALK MEETS BUILDING OR CURB.
4. SIDEWALK TO HAVE MEDIUM BROOM FINISH AND GREENVILLE STANDARD COLOR.
5. WHERE CONCRETE IS TO BE PLACED ABOVE SUPPORTED SOIL CELLS, CONCRETE THICKNESS SHALL BE GOVERNED BY THOSE DETAILS.

1 / LA-22 CONCRETE SIDEWALK

SCALE: 1 1/2" = 1' - 0" — SECTION

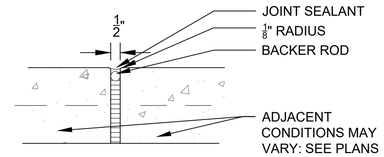

NOTES:
1. SEE PLANS FOR SPACING OF EXPANSION JOINTS. UNLESS OTHERWISE NOTED, EJ SHALL BE SPACED A MINIMUM OF 20' ON CENTER.
2. NOTE NOT USED.
3. JOINT SEALANT & COLOR TO BE DETERMINED IN FUTURE SUBMISSION.

2 / LA-22 EXPANSION JOINT (TYPE A)

SCALE: 3" = 1' - 0" — SECTION

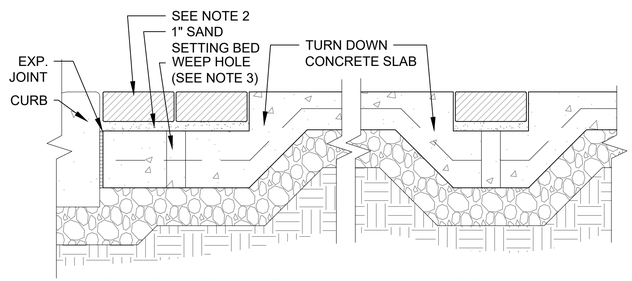

NOTES:
1. EXPANSION JOINTS TO BE USED WHERE SIDEWALK MEETS BUILDING OR CURB.
2. BRICK PAVERS ARE TO BE SET FLUSH WITH ADJACENT PAVING. JOINTS TO BE 1/16" MAX. & FILLED WITH POLYMERIC JOINT SAND.
3. CONCRETE SLAB BENEATH PAVERS IS TO INCLUDE 2" WEEP HOLES AT 6' O.C. FILLED WITH #57 DRAINAGE STONE AND COVERED WITH GEOTEXTILE (MIN. 12" SQ.).
4. BRICK SOLDIER COURSES ARE TO BE PAID FOR AS "BRICK SIDEWALK (PEDESTRIAN)".

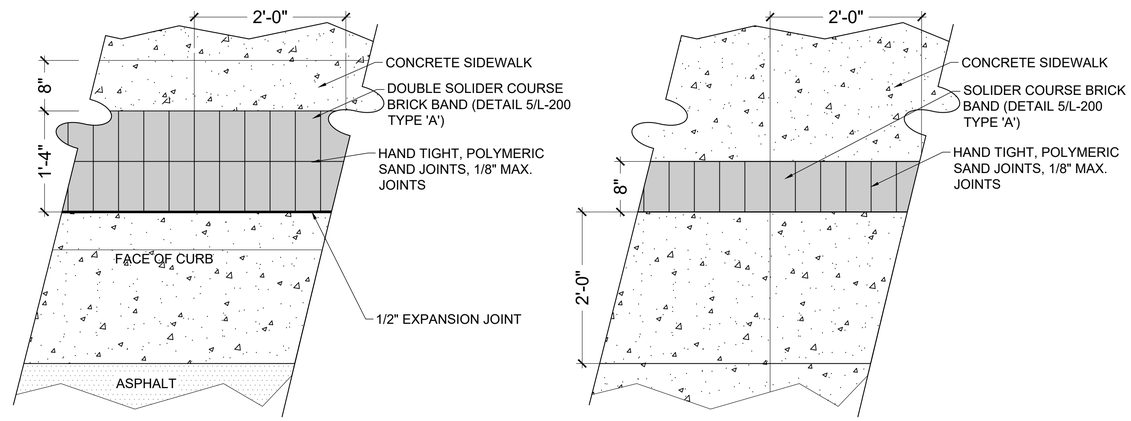

3 / LA-22 BRICK BAND SOLDIER COURSE

SCALE: NTS — SECTION/PLAN

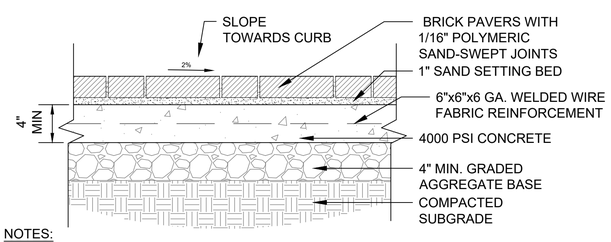

NOTES:
1. FOR PAVER INFORMATION SEE MATERIALS LEGEND ON SHEET LA-1.
2. FOR CONCRETE BASE EXPANSION JOINT IS TO BE USED WHERE PAVING MEETS CURB OR BUILDING.
3. ALUMINUM EDGING WITH BLACK POWDER COAT FINISH TO BE USED AT SOFTSCAPE EDGES AS PAVER RESTRAINT, STAKED PER MFR'S SPECS.
4. CONCRETE SLAB TO INCLUDE 2" WEEP HOLES AT 6' O.C., STAGGERED, FILLED WITH #57 DRAINAGE STONE AND COVERED WITH GEOTEXTILE (MIN. 12" SQ.).

4 / LA-22 BRICK SIDEWALK

SCALE: 1 1/2" = 1' - 0" — SECTION

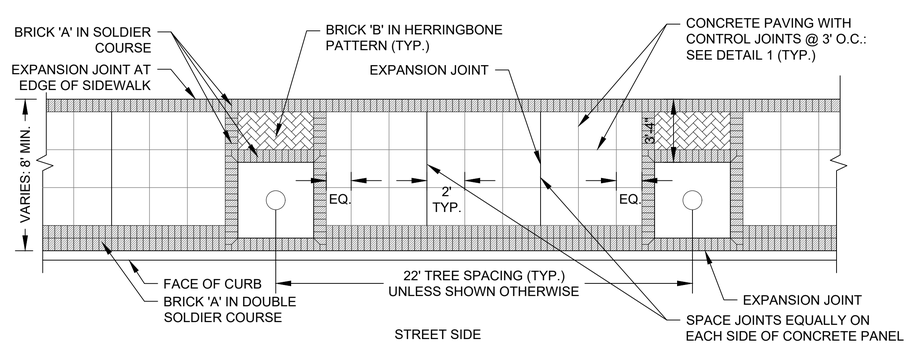

NOTES:
1. CONTROL JOINTS ARE TO BE INTEGRATED WITH PAVING PATTERNS. MINIMUM JOINT SPACING IS TO BE 12 INCHES. JOINTS ARE TO BE EQUALLY SPACED FROM EITHER END OF A PANEL.
2. EXPANSION JOINTS TO BE SPACED AT 24' O.C. MAXIMUM, UNLESS OTHERWISE SPECIFIED.
3. FOR BRICK MATERIAL INFORMATION SEE MATERIALS LEGEND ON SHEET LA-1.

5 / LA-22 SIDEWALK PAVING PATTERN

SCALE: 1/4" = 1' - 0" — PLAN

REVISIONS

This document, together with the concepts and designs presented herein, as an instrument of service, is intended only for the specific purpose and client for which it was prepared. Reuse of and improper reliance on this document without written authorization and adaptation by Kimley-Horn and Associates, Inc. shall be without liability to Kimley-Horn and Associates, Inc.

Plotted By:Gill, Kayleigh Sheet Set:Dickinson-Avenue Layout:LA-22 SITE DETAILS January 25, 2022 03:21:06pm K:\RDT_LDEV\011036259_U-5606_Dickinson_AVE\Planning Phase\P10_CAD Files\PlanSheets\LA-22 SITE PAVING DETAILS.dwg