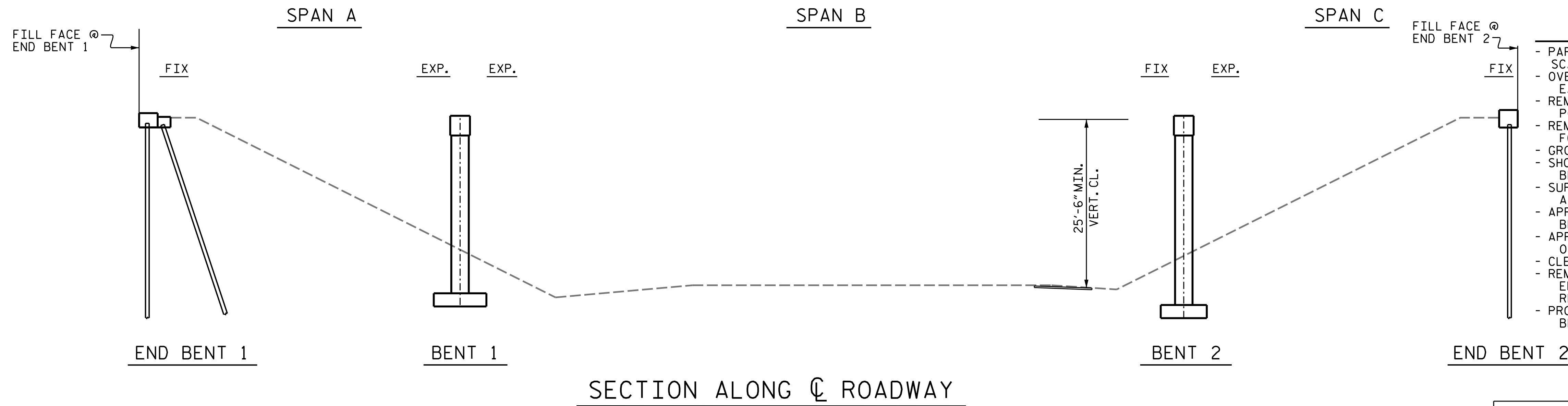


NOTES
 GENERAL DRAWING INFORMATION IS TAKEN FROM THE ORIGINAL PLANS AND THE ROUTINE INSPECTION REPORT DATED 06/04/2020.

BRIDGE ORIENTATION CONFORMS TO EXISTING BRIDGE PLANS.

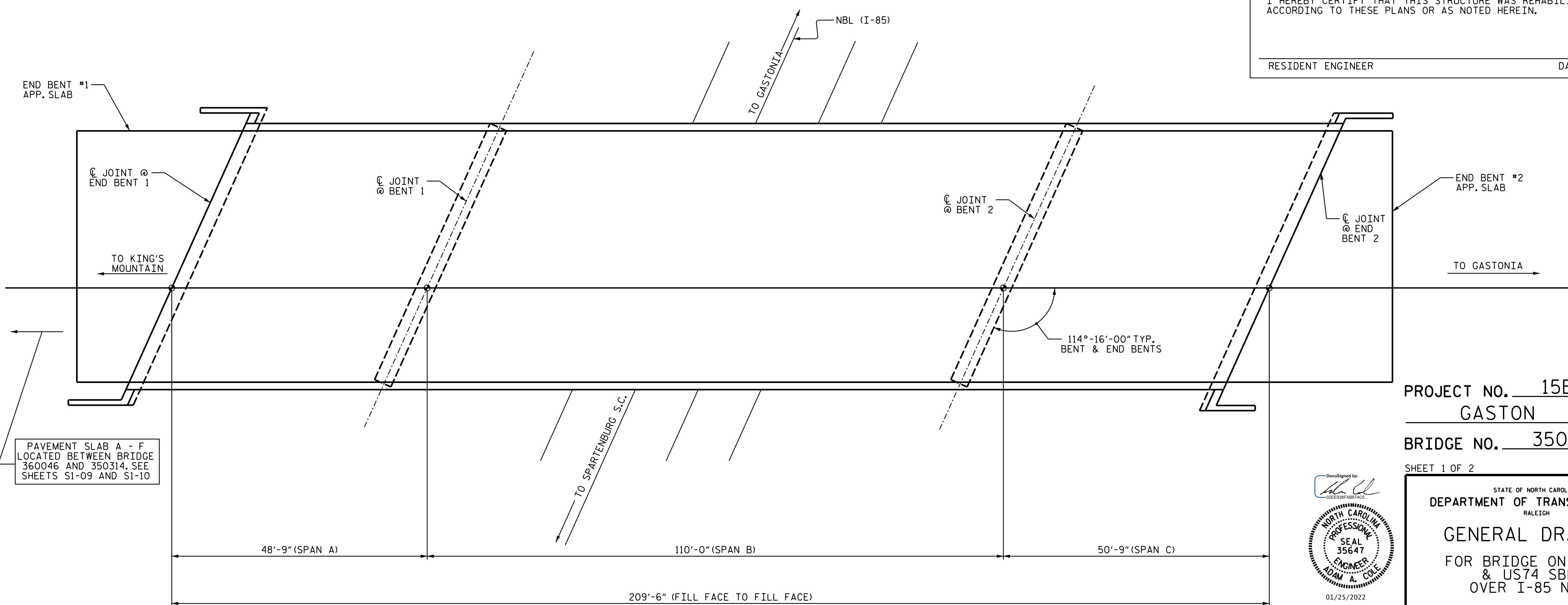
SCOPE OF WORK

- PARTIALLY REMOVE BRIDGE DECK CONCRETE BY SCARIFICATION AND HYDRO-DEMOLITION.
- OVERLAY PREPARED TOP OF BRIDGE DECK WITH VERY EARLY STRENGTH LATEX MODIFIED CONCRETE (LMC-VES).
- REMOVE EXISTING JOINT MATERIALS AT END BENTS AND INSTALL POURABLE SILICON JOINTS.
- REMOVE EXISTING JOINT MATERIALS AT BENTS AND INSTALL FOAM JOINTS.
- GROOVE LMC-VES BRIDGE DECK.
- SHOTBLAST EXISTING CONCRETE DECK ON APPROACH SLABS BETWEEN BRIDGES 350046 AND 350314.
- SURFACE PREPARATION FOR CONCRETE BARRIER RAIL ON BRIDGE AND ON APPROACH SLABS BETWEEN BRIDGES 350046 AND 350314.
- APPLY SILANE FOR DECK TREATMENT ON APPROACH SLAB BETWEEN BRIDGES 350046 AND 350314.
- APPLY SILANE FOR BARRIER RAIL TREATMENT ON BRIDGE AND ON APPROACH SLABS BETWEEN BRIDGES 350046 AND 350314.
- CLEAN AND PAINT WEATHERING STEEL BEAM ENDS.
- REMOVE UNSOUND CONCRETE AND PROPERLY PREPARE EXISTING END BENT AND BENT AREAS FOR SHOTCRETE AND CONCRETE REPAIRS.
- PROPERLY PREPARE SPALLED AREAS IN EXISTING END BENTS AND BENTS AND PERFORM SHOTCRETE AND CONCRETE REPAIRS.



I HEREBY CERTIFY THAT THIS STRUCTURE WAS REHABILITATED ACCORDING TO THESE PLANS OR AS NOTED HEREIN.

RESIDENT ENGINEER _____ DATE _____




PAVEMENT SLAB A - F LOCATED BETWEEN BRIDGE 360046 AND 350314, SEE SHEETS S1-09 AND S1-10

PROJECT NO. 15BPR.51
 GASTON COUNTY
 BRIDGE NO. 350046

SHEET 1 OF 2

STATE OF NORTH CAROLINA
 DEPARTMENT OF TRANSPORTATION
 RALEIGH

GENERAL DRAWING
 FOR BRIDGE ON US29
 & US74 SBL
 OVER I-85 NBL



DRAWN BY : GHOLAMREZA KOUCHEKI DATE : 02/2019
 CHECKED BY : H.A. LOCKLEAR DATE : 11/2021

REVISIONS						SHEET NO.
NO.	BY:	DATE:	NO.	BY:	DATE:	S1-01
1			3			TOTAL SHEETS
2			4			67

DOCUMENT NOT CONSIDERED FINAL UNLESS ALL SIGNATURES COMPLETED