


BEAM REPAIR QUANTITY TABLE							
PLATING REPAIR		STIFFENER REPAIR		DIAPHRAGM REPAIR		STEEL BEARING KEEPER ANGLE ASSEMBLY	
LBS.		LBS.		LBS.		EA.	
ESTIMATE	ACTUAL	ESTIMATE	ACTUAL	ESTIMATE	ACTUAL	ESTIMATE	ACTUAL
0.0		0.0		0.0		0	

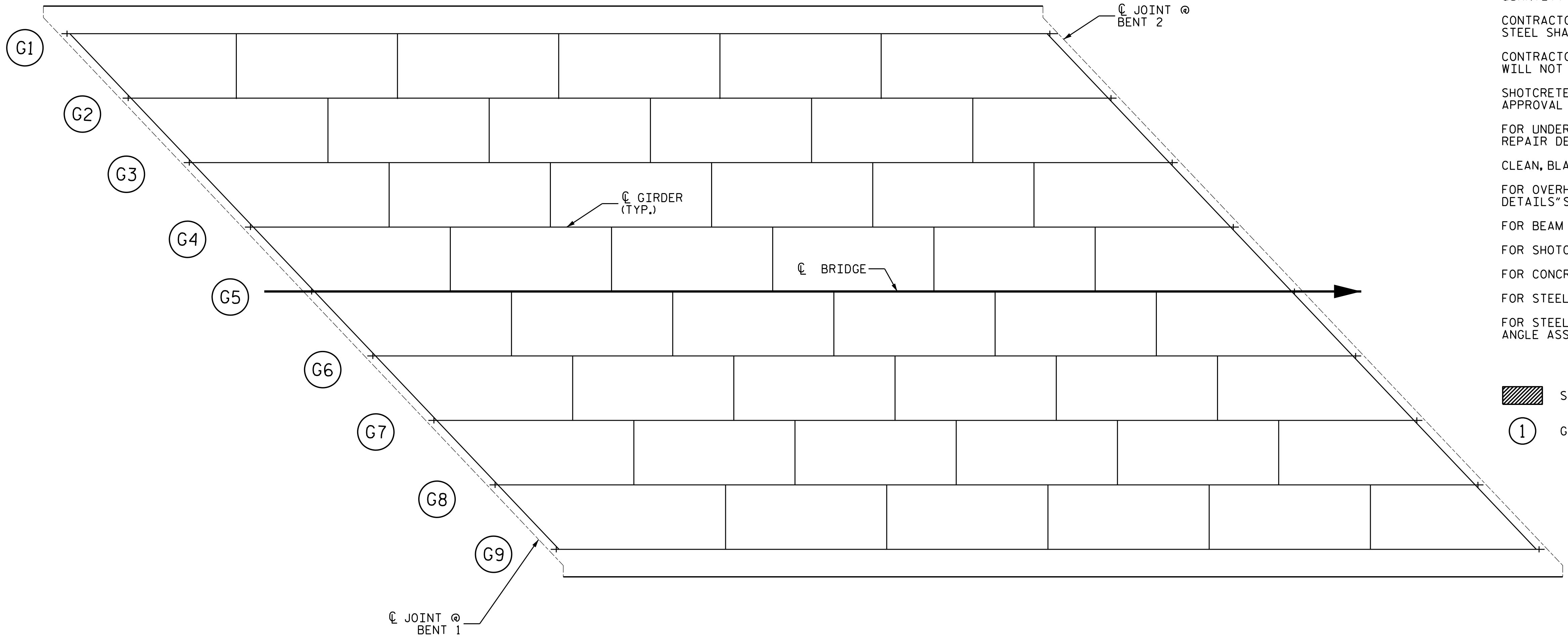
AS-BUILT REPAIR QUANTITY TABLE				
UNDERSIDE OF DECK REPAIRS - SPAN B				
SHOTCRETE REPAIRS	ESTIMATE		ACTUAL	
	AREA SQ. FT.	VOLUME CU. FT.	AREA SQ. FT.	VOLUME CU. FT.
UNDERSIDE OF DECK	0.0	0.0		
BENT DIAPHRAGM	0.0	0.0		
OVERHANG	0.0	0.0		
CONCRETE REPAIRS	ESTIMATE		ACTUAL	
	AREA SQ. FT.	VOLUME CU. FT.	AREA SQ. FT.	VOLUME CU. FT.
UNDERSIDE OF DECK	0.0	0.0		
BENT DIAPHRAGM	0.0	0.0		
OVERHANG	0.0	0.0		
EPOXY RESIN INJECTION		LIN. FT.	LIN. FT.	
UNDERSIDE OF DECK		0.0		
BENT DIAPHRAGM		0.0		
OVERHANG		0.0		

VALUES IN CHART REPRESENT ESTIMATED REPAIR TOTALS AFTER REMOVAL OF UNSOUND CONCRETE, MINIMUM OF 1" BEHIND REBAR AND MINIMUM 2" CLEARANCE TO SAWCUT. SEE REPAIR DETAILS.

NOTES
 REPAIR LOCATIONS AND ESTIMATE OF QUANTITIES ARE BASED ON THE BEST INFORMATION AVAILABLE. IF ADDITIONAL REPAIRS NOT SHOWN ON THE DRAWINGS ARE DEEMED NECESSARY BY THE ENGINEER, THE ENGINEER WILL NOTE ON THE DRAWINGS THE APPROXIMATE LOCATIONS AND DESCRIPTION OF THE REPAIRS AND ENTER THE ACTUAL QUANTITIES INTO THE AS-BUILT REPAIR QUANTITY TABLE.

- CONTRACTOR SHALL SAW CUT TO A NOMINAL DEPTH OF 1/2" BUT REINFORCING STEEL SHALL NOT BE DAMAGED.
- CONTRACTOR SHALL REMOVE SURFACE CONCRETE TO VERIFY THAT SAWCUT DEPTH WILL NOT DAMAGE EXISTING REINFORCING STEEL.
- SHOTCRETE REPAIRS MAY BE REPLACED WITH CONCRETE REPAIRS WITH THE APPROVAL OF THE ENGINEER.
- FOR UNDERSIDE OF DECK REPAIRS, SEE "OVERHANG, DIAPHRAGM AND BRIDGE RAIL REPAIR DETAILS" SHEET.
- CLEAN, BLAST AND TIGHTEN ANCHOR BOLTS AND REPLACE NUTS AND REPAINT.
- FOR OVERHANG REPAIRS, SEE "OVERHANG, DIAPHRAGM AND BRIDGE RAIL REPAIR DETAILS" SHEET.
- FOR BEAM PLATING REPAIR, SEE "BEAM PLATING REPAIR DETAILS" SHEETS.
- FOR SHOTCRETE REPAIRS, SEE SPECIAL PROVISIONS.
- FOR CONCRETE REPAIRS, SEE SPECIAL PROVISIONS.
- FOR STEEL BEARING KEEPER ANGLE ASSEMBLY, SEE SPECIAL PROVISIONS.
- FOR STEEL BEARING KEEPER ANGLE ASSEMBLY DETAILS, SEE "STEEL KEEPER ANGLE ASSEMBLY DETAILS" SHEET.


 SHOTCRETE REPAIR
 (1) GIRDER NUMBER



SPAN B

PROJECT NO. 15BPR.55
 FORSYTH COUNTY
 BRIDGE NO. 330392

SHEET 2 OF 4



STATE OF NORTH CAROLINA
 DEPARTMENT OF TRANSPORTATION
 RALEIGH
 DECK UNDERSIDE REPAIR
 SPAN B

DRAWN BY : T.S.PARRISH DATE : .05/2021
 CHECKED BY : E.BAYISSA DATE : .07/2021

NO.	REVISIONS			SHEET NO.
	BY:	DATE:	NO.	
1			3	S3-11
2			4	TOTAL SHEETS 79

DOCUMENT NOT CONSIDERED FINAL UNLESS ALL SIGNATURES COMPLETED