

AS-BUILT REPAIR QUANTITY TABLE

DECK UNDERSIDE REPAIR - SPAN C

SHOTCRETE REPAIRS	ESTIMATE		ACTUAL	
	AREA SQ. FT.	VOLUME CU. FT.	AREA SQ. FT.	VOLUME CU. FT.
UNDERSIDE OF DECK	0.0	0.0		
UNDERSIDE OF OVERHANG	0.0	0.0		
DIAPHRAGMS	103.0	34.3		
GIRDER REPAIRS				
GIRDER	22.4	7.5		
EPOXY COATING CONCRETE GIRDER ENDS	646.0			

VALUES IN CHART REPRESENT ESTIMATED REPAIR TOTALS AFTER REMOVAL OF UNSOUND CONCRETE, MINIMUM OF 1" BEHIND REBAR AND MINIMUM 2" CLEARANCE TO SAWCUT. SEE "OVERHANG, DIAPHRAGM AND BRIDGE RAIL REPAIR DETAILS" SHEET.

** AFTER CLASS III SURFACE PREPARATION AND LMC-VES PLACEMENT, CONTRACTOR SHALL EXAMINE THE BOTTOM OF THE BRIDGE DECK TO IDENTIFY AREAS THAT MIGHT NOT HAVE BEEN ADDRESSED BY CLASS III SURFACE PREPARATION. REPAIR IDENTIFIED AREAS WITH SHOTCRETE REPAIRS.

NOTES:

REPAIR LOCATIONS AND ESTIMATED QUANTITIES ARE BASED ON THE BEST INFORMATION AVAILABLE. IF ADDITIONAL REPAIRS NOT SHOWN ON THE DRAWINGS ARE DEEMED NECESSARY BY THE ENGINEER, THE ENGINEER WILL NOTE ON THE DRAWINGS THE APPROXIMATE LOCATIONS AND DESCRIPTION OF THE REPAIRS AND ENTER THE ACTUAL QUANTITIES INTO THE AS-BUILT REPAIR QUANTITY TABLE.

CONTRACTOR SHALL SAW CUT TO A NOMINAL DEPTH OF 1/2" BUT REINFORCING STEEL SHALL NOT BE DAMAGED.

CONTRACTOR SHALL REMOVE SURFACE CONCRETE TO VERIFY THAT SAW CUT DEPTH WILL NOT DAMAGE EXISTING REINFORCING STEEL.

SHOTCRETE REPAIRS MAY BE REPLACED WITH CONCRETE REPAIRS WITH THE APPROVAL OF THE ENGINEER.

FOR UNDERSIDE OF DECK REPAIRS, SEE "OVERHANG, DIAPHRAGM AND BRIDGE RAIL REPAIR DETAILS" SHEET.

FOR OVERHANG REPAIRS, SEE "OVERHANG, DIAPHRAGM AND BRIDGE RAIL REPAIR DETAILS" SHEET.


FOR GIRDER REPAIRS, SEE "PRESTRESSED CONCRETE GIRDER REPAIR DETAILS" SHEET.

FOR SHOTCRETE REPAIRS, SEE SPECIL PROVISIONS.

FOR CONCRETE REPAIRS, SEE SPECIAL PROVISIONS.

FOR BEARING REPLACEMENT, SEE "ELASTOMERIC BEARING DETAILS" SHEET.


FOR BRIDGE JACKING DETAILS, SEE "JACKING DETAILS" SHEET.

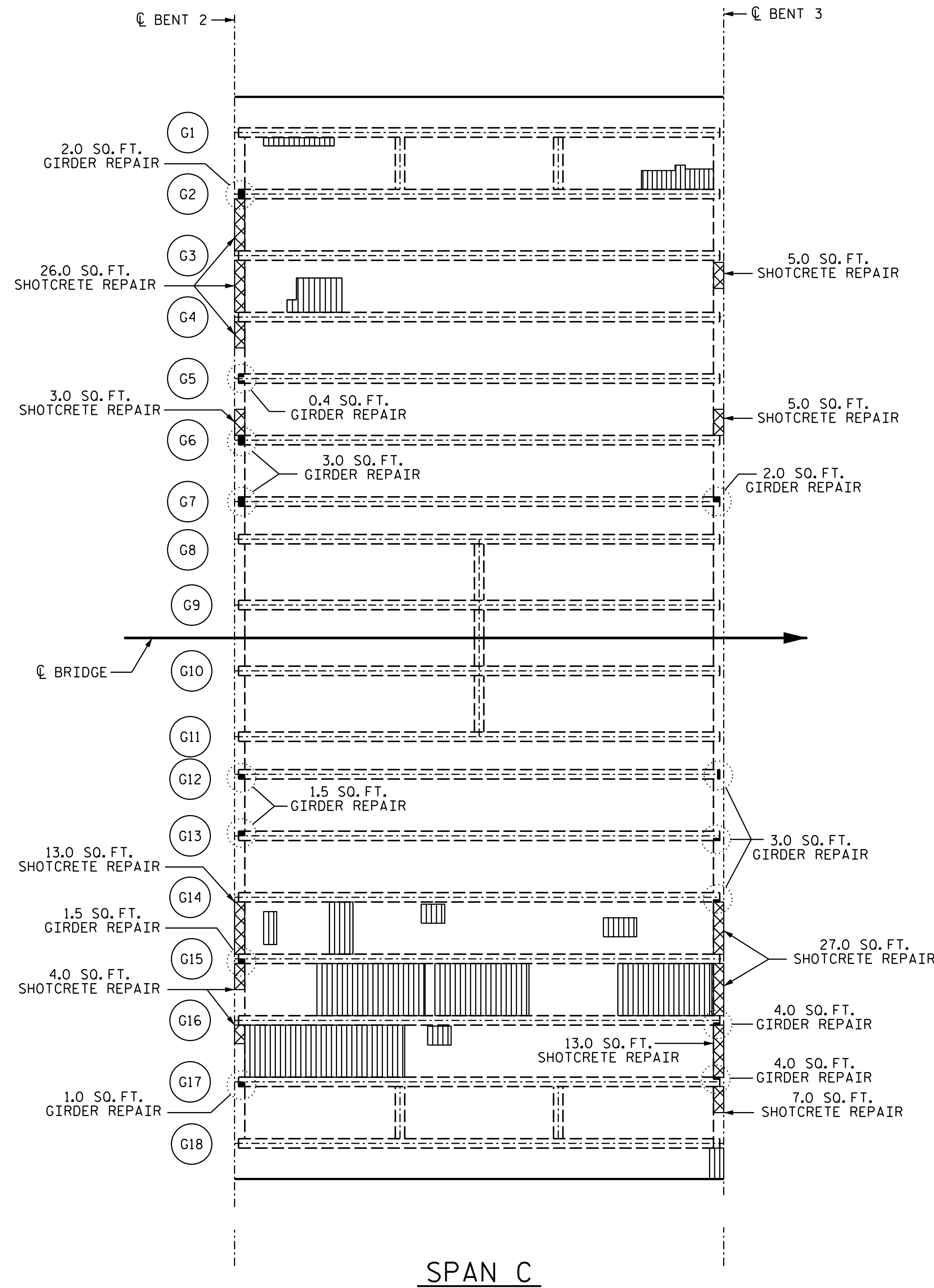
 CLASS III SURFACE PREPARATION AREA ** ON TOP SURFACE OF BRIDGE DECK

 BEARING REPLACEMENT

 GIRDER REPAIR

 DIAPHRAGM REPAIR


 ERI - EPOXY RESIN INJECTION



SPAN C

DRAWN BY : A. SORSENGINH DATE : 11/2019
 CHECKED BY : M. G. SHAIKH DATE : 7/2021

1/25/2022
 P:\15BPR55\Structures\Final Plans\402.025.15BPR.55.SMU.DUR.S13.330227.dgn
 ksedai



PROJECT NO. 15BPR.55
 FORSYTH COUNTY
 BRIDGE NO. 330227

SHEET 3 OF 5

STATE OF NORTH CAROLINA
 DEPARTMENT OF TRANSPORTATION
 RALEIGH

DECK UNDERSIDE
 REPAIR
 SPAN C

DOCUMENT NOT CONSIDERED
 FINAL UNLESS ALL
 SIGNATURES COMPLETED

REVISIONS						SHEET NO.
NO.	BY:	DATE:	NO.	BY:	DATE:	S2-13
1			3			TOTAL SHEETS
2			4			79