DocuSign Envelope ID: 433DB173-3068-4B1B-8CD6-2830F5383906

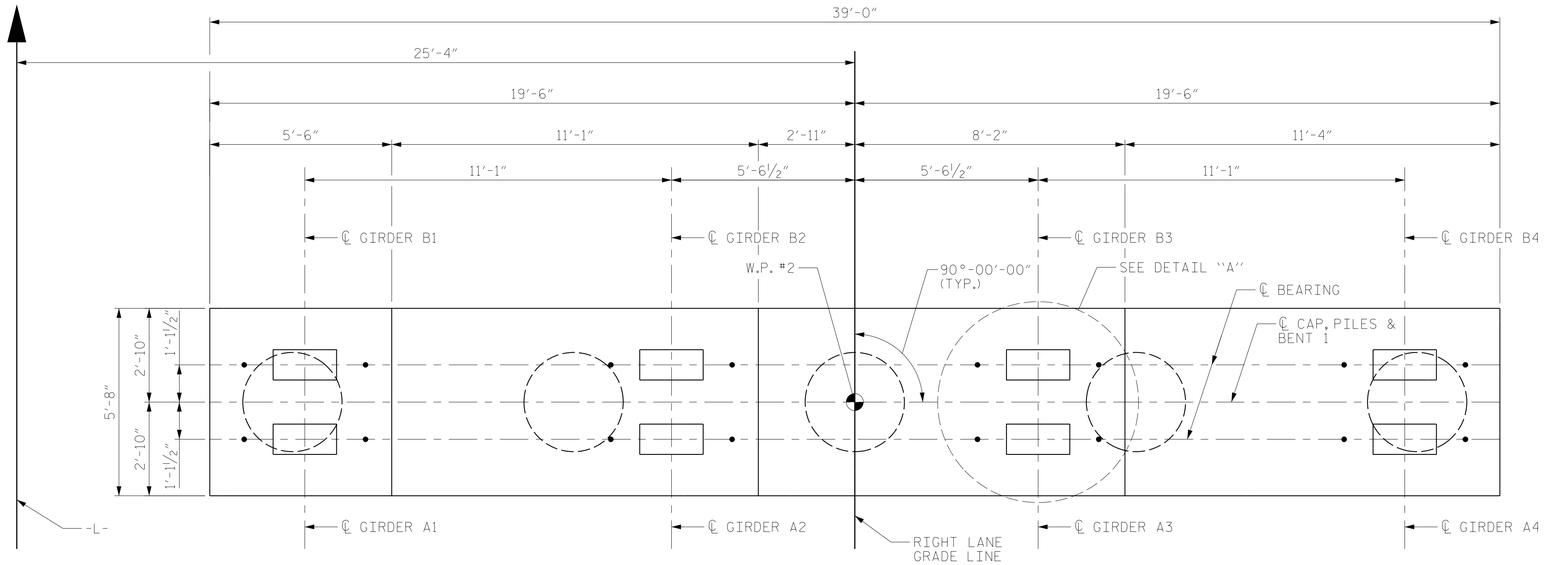

PLAN

NOTES:

FOR SECTION A-A, PARTIAL SECTION B-B, VIEW C-C AND VIEW D-D, SEE SHEET 2 OF 3.

FOR REINFORCING STEEL BILL OF MATERIAL, SEE SHEET 2 OF 3.

FOR ADDITIONAL REINFORCING STEEL AND CONCRETE IN PP 36 X 0.50 GALVANIZED STEEL PILES, SEE SHEET 3 OF 3.

HOOKS ON V1 BARS IN CONCRETE PLUGS MAY BE TURNED AS NECESSARY TO AVOID EMBEDDED ANCHOR BOLTS.

S1 AND U4 BARS MAY BE SHIFTED AS NECESSARY TO CLEAR ANCHOR BOLTS.

U1, U2 AND U3 BARS MAY BE ROTATED AS NECESSARY SO THAT LEGS OF BARS CLEAR PIPE PILES.

*INVERT ALTERNATE #5 S1 STIRRUPS.

GALVANIZE THE TOP OF EACH INTERIOR BENT PILE A MINIMUM OF 30 FEET. GALVANIZE IN ACCORDANCE WITH SECTION 1076 OF THE STANDARD SPECIFICATIONS.

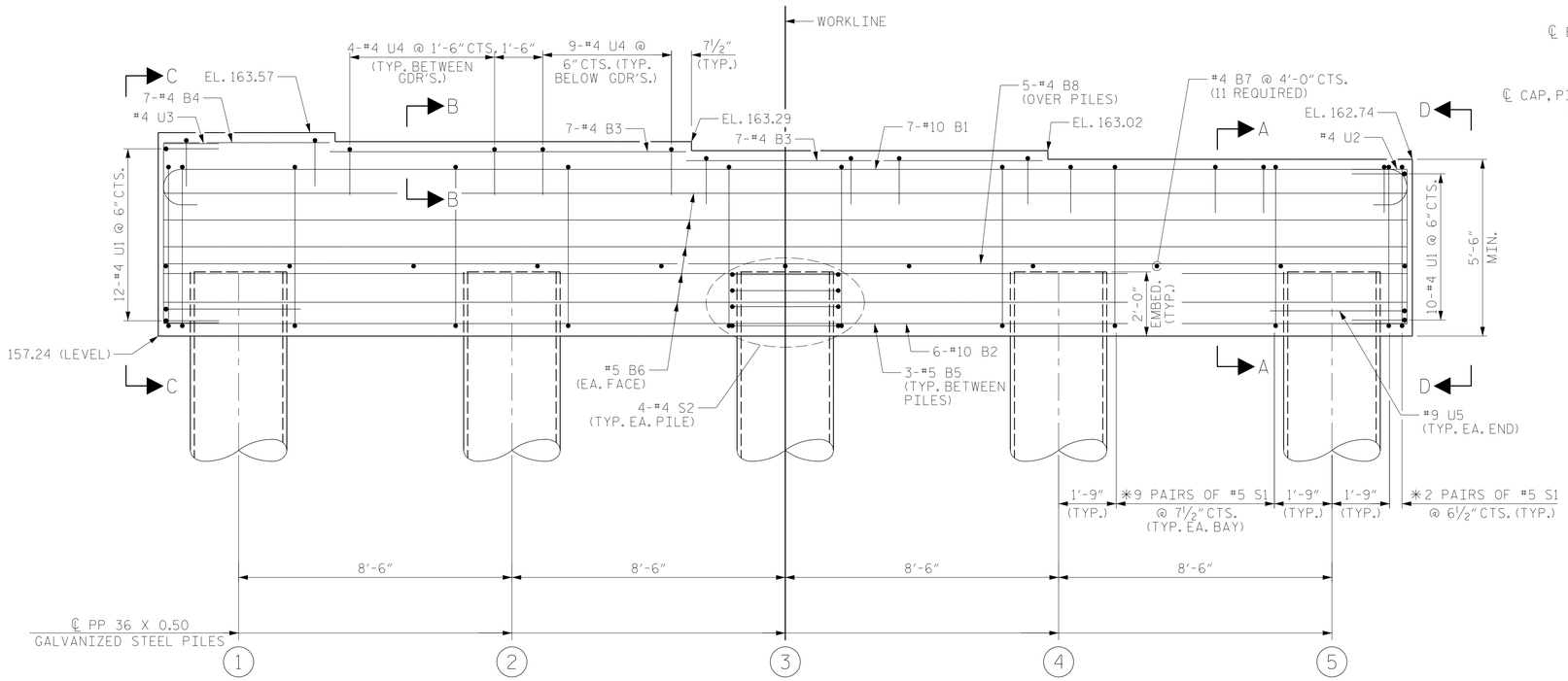

ELEVATION

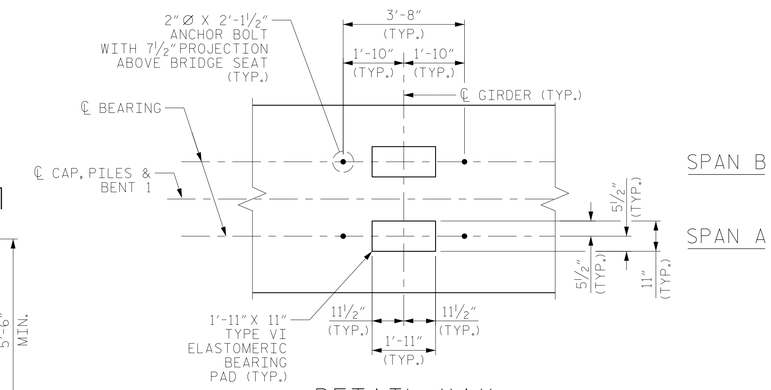

DETAIL "A"

DIMENSIONS TYPICAL FOR EACH BEARING. PILES AND STEP NOT SHOWN FOR CLARITY.

PROJECT NO. U-5798A

CUMBERLAND COUNTY

STATION: 76+80.00 -L-

SHEET 1 OF 3

DRAWN BY : TWL DATE : 04/2021

CHECKED BY : MRA DATE : 04/2021

DESIGN ENGINEER OF RECORD: RLB DATE : 09/2021

DOCUMENT NOT CONSIDERED FINAL UNLESS ALL SIGNATURES COMPLETED

NORTH CAROLINA PROFESSIONAL SEAL 18442 ENGINEER RICHARD LEON BOLLINGER JR. 1/14/2022

RS&H

RS&H Architects-Engineers-Planners, Inc.
8521 Six Forks Road, Suite 400
919-926-4100 FAX 919-846-9080
www.rsandh.com
North Carolina License Nos. 50073 * F-0493 * C-28

STATE OF NORTH CAROLINA
DEPARTMENT OF TRANSPORTATION
RALEIGH

SUBSTRUCTURE

BENT 1

RIGHT LANE

REVISIONS						SHEET NO.
NO.	BY:	DATE:	NO.	BY:	DATE:	S2-34
1			3			TOTAL SHEETS
2			4			43

11/24/2021
\\rsandh.com\files\Transportation\P\1031782004_U-5798 (Gillis Hill Road)_P&D\Design\Structures\CAD\Right Lane Bridge\402_067_U5798A_SMU_B1_S-34_250501.dgn
CuanyN

STR. #2