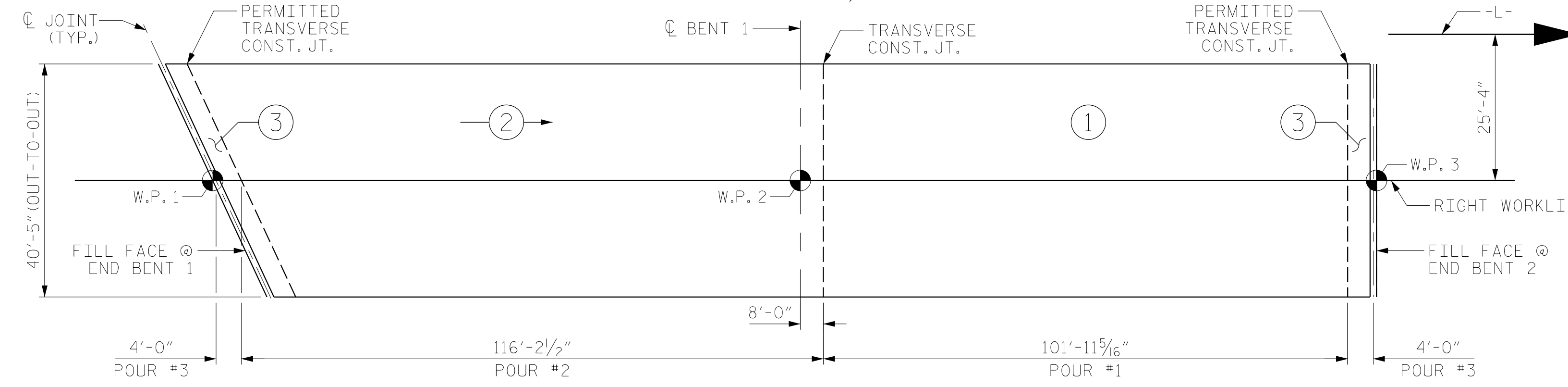
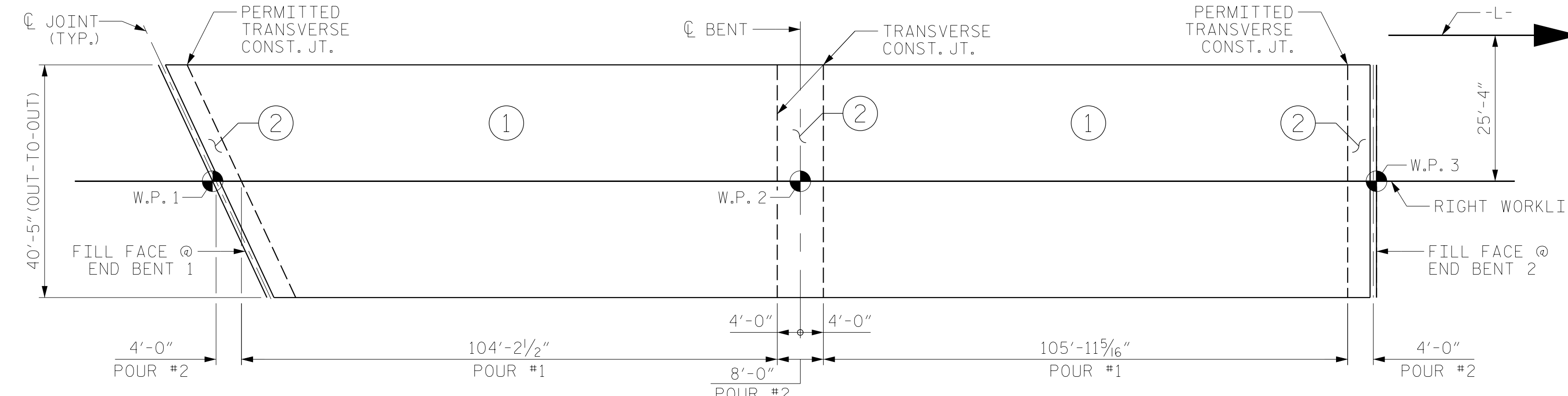


LAYOUT FOR COMPUTING AREA OF REINFORCING CONCRETE DECK SLAB
(SQ. FT. = 9,135)

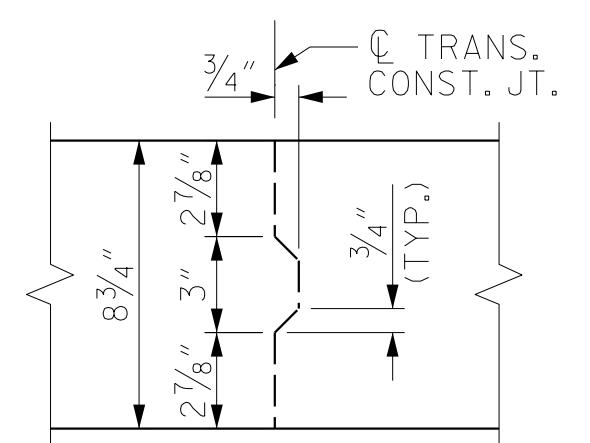


POURING SEQUENCE



OPTIONAL POURING SEQUENCE

POUR ② CANNOT BE STARTED UNTIL ADJACENT POUR ① REACHES A MINIMUM STRENGTH OF 3,000 PSI.



TRANSVERSE CONSTRUCTION JOINT DETAIL

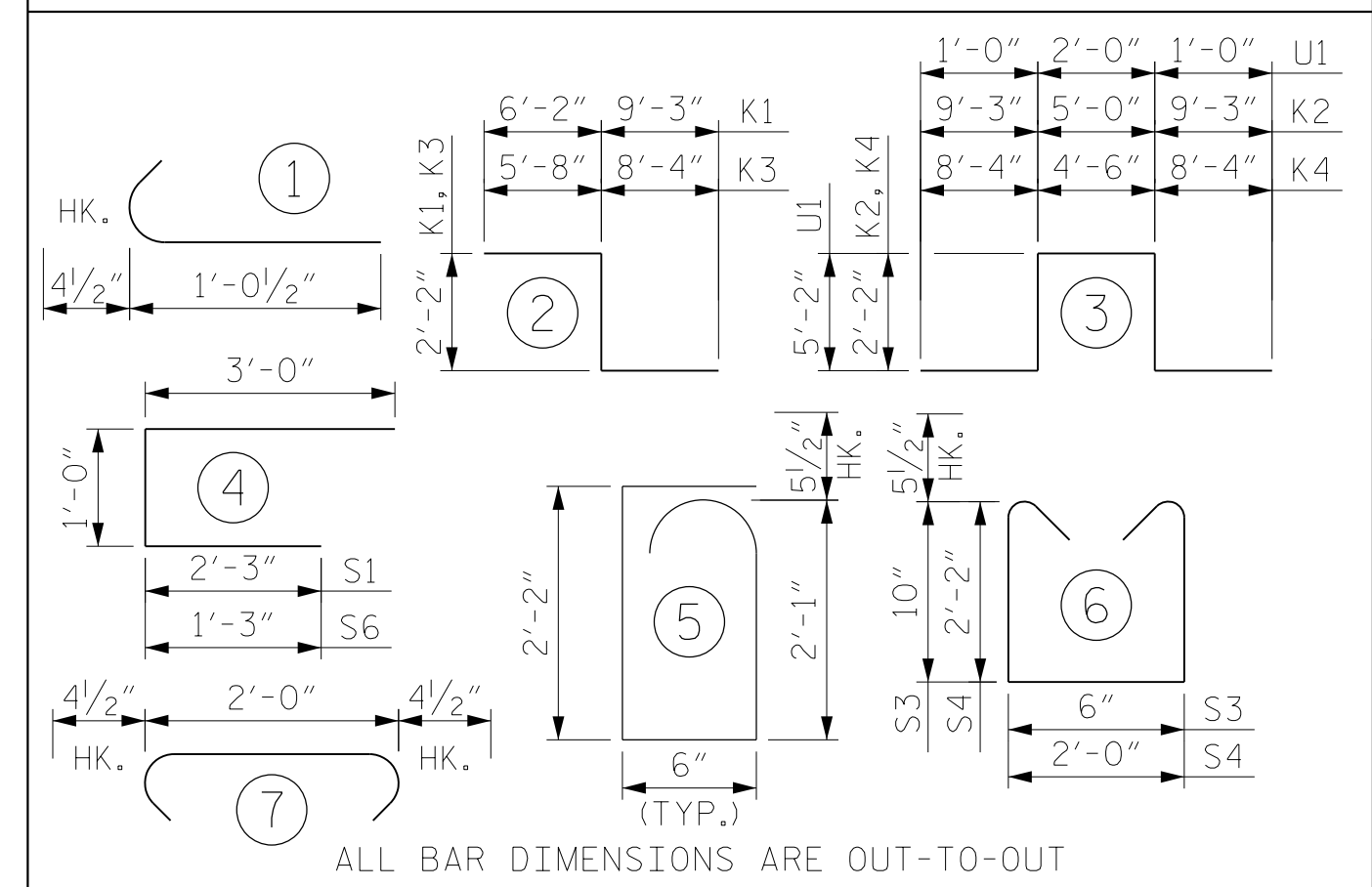
REINFORCING STEEL IN SLAB NOT SHOWN. LONGITUDINAL REINFORCEMENT SHALL BE CONTINUOUS THROUGH JOINT.

BAR SIZE	SUPERSTRUCTURE EXCEPT APPROACH SLABS, PARAPET, AND BARRIER RAIL		APPROACH SLABS		PARAPETS AND BARRIER RAILS
	EPOXY COATED	UNCOATED	EPOXY COATED	UNCOATED	EPOXY COATED
#4	1'-11"	1'-7"	1'-11"	1'-7"	2'-6"
#5	2'-5"	2'-0"	2'-5"	2'-0"	3'-1"
#6	2'-10"	2'-5"	3'-7"	2'-5"	3'-8"
#7	4'-2"	2'-9"	--	--	--
#8	4'-9"	3'-2"	--	--	--

REINFORCING BAR SCHEDULE

BAR	NO.	SIZE	TYPE	LENGTH	WEIGHT	BAR	NO.	SIZE	TYPE	LENGTH	WEIGHT	BAR	NO.	SIZE	TYPE	LENGTH	WEIGHT	
* A101	399	#5	STR	40'-1"	16681	A230	1	#5	STR	34'-6"	36	B60	10	#5	STR	18'-7"	194	
* A102	1	#5	STR	2'-0"	2	A231	1	#5	STR	35'-8"	37	B61	10	#5	STR	13'-5"	140	
* A103	1	#5	STR	3'-2"	3	A232	1	#5	STR	36'-10"	38	B62	40	#5	STR	48'-8"	2030	
* A104	1	#5	STR	4'-4"	5	A233	1	#5	STR	38'-0"	40	* G1	1	#5	STR	44'-2"	46	
* A105	1	#5	STR	5'-6"	6	A234	1	#5	STR	39'-2"	41	* G2	1	#5	STR	40'-1"	42	
* A106	1	#5	STR	6'-8"	7													
* A107	1	#5	STR	7'-10"	8	* B1	98	#4	STR	24'-0"	1571							
* A108	1	#5	STR	9'-0"	9	* B2	49	#6	STR	60'-0"	4416	* J1	80	#4	1	1'-5"	76	
* A109	1	#5	STR	10'-2"	11	* B3	48	#6	STR	34'-4"	2475							
* A110	1	#5	STR	11'-4"	12	* B4	49	#6	STR	21'-5"	1576	* K1	4	#8	2	17'-7"	188	
* A111	1	#5	STR	12'-6"	13	* B5	98	#4	STR	39'-1"	2559	* K2	4	#8	3	27'-10"	297	
* A112	1	#5	STR	13'-8"	14	* B6	1	#4	STR	40'-0"	27	* K3	4	#8	2	16'-2"	173	
* A113	1	#5	STR	14'-10"	15	* B7	1	#4	STR	39'-8"	26	* K4	4	#8	3	25'-6"	272	
* A114	1	#5	STR	15'-11"	17	* B8	1	#4	STR	39'-3"	26	* K5	6	#4	STR	11'-2"	45	
* A115	1	#5	STR	17'-1"	18	* B9	1	#4	STR	38'-10"	26	* K6	6	#4	STR	10'-2"	41	
* A116	1	#5	STR	18'-3"	19	* B10	1	#4	STR	38'-6"	26	* K7	3	#6	STR	11'-2"	50	
* A117	1	#5	STR	19'-5"	20	* B11	1	#4	STR	38'-1"	25	* K8	3	#6	STR	9'-2"	41	
* A118	1	#5	STR	20'-7"	21	* B12	1	#4	STR	37'-8"	25	* K9	3	#6	STR	7'-5"	33	
* A119	1	#5	STR	21'-9"	23	* B13	1	#4	STR	37'-4"	25	* K10	6	#4	STR	6'-9"	27	
* A120	1	#5	STR	22'-11"	24	* B14	1	#4	STR	36'-11"	25	* K11	12	#4	STR	10'-2"	81	
* A121	1	#5	STR	24'-1"	25	* B15	1	#4	STR	36'-6"	24	* K12	6	#4	STR	9'-4"	37	
* A122	1	#5	STR	25'-3"	26	* B16	1	#4	STR	36'-2"	24	* K13	6	#4	STR	6'-5"	26	
* A123	1	#5	STR	26'-5"	28	* B17	1	#4	STR	35'-9"	24	* K14	5	#4	STR	33'-3"	111	
* A124	1	#5	STR	27'-7"	29	* B18	1	#4	STR	35'-4"	24	* K15	1	#6	STR	32'-4"	49	
* A125	1	#5	STR	28'-9"	30	* B19	1	#4	STR	35'-0"	23	* K16	3	#6	STR	6'-9"	30	
* A126	1	#5	STR	29'-11"	31	* B20	1	#4	STR	34'-7"	23							
* A127	1	#5	STR	31'-1"	32	* B21	1	#4	STR	34'-2"	23	* S1	24	#4	4	6'-3"	100	
* A128	1	#5	STR	32'-3"	34	* B22	1	#4	STR	33'-10"	23	* S2	48	#5	5	5'-9"	288	
* A129	1	#5	STR	33'-5"	35	* B23	1	#4	STR	33'-5"	22	S3	24	#5	6	3'-1"	77	
* A130	1	#5	STR	34'-6"	36	* B24	1	#4	STR	33'-0"	22	S4	6	#4	6	7'-3"	29	
* A131	1	#5	STR	35'-8"	37	* B25	1	#4	STR	32'-7"	22	S5	90	#4	7	2'-9"	165	
* A132	1	#5	STR	36'-10"	38	* B26	1	#4	STR	32'-3"	22	* S6	24	#4	4	5'-3"	84	
* A133	1	#5	STR	38'-0"	40	* B27	1	#4	STR	31'-10"	21							
* A134	1	#5	STR	39'-2"	41	* B28	1	#4	STR	31'-6"	21	* U1	21	#4	2	14'-4"	201	
* A135	3	#6	STR	19'-3"	87	* B29	1	#4	STR	31'-1"	21	REINFORCING STEEL					29,669 LBS.	
						* B30	1	#4	STR	30'-8"	20	* EPOXY COATED REINFORCING STEEL					33,134 LBS.	
A201	399	#5	STR	40'-1"	16681	* B31	1	#4	STR	30'-4"	20	GROOVING BRIDGE FLOORS						
A202	1	#5	STR	2'-0"	2	* B32	1	#4	STR	29'-11"	20	APPROACH SLABS					1440 SQ. FT.	
A203	1	#5	STR	3'-2"	3	* B33	1	#4	STR	29'-6"	20	BRIDGE DECK					6580 SQ. FT.	
A204	1	#5	STR	4'-4"	5	* B34	1	#4	STR	29'-2"	19	TOTAL					8020 SQ. FT.	
A205	1	#5	STR	5'-6"	6	* B35	1	#4	STR	28'-9"	19	CLASS AA CONCRETE						
A206	1	#5	STR	6'-8"	7	* B36	1	#4	STR	28'-4"	19	POUR 1					142.6 CU. YDS.	
A207	1	#5	STR	7'-10"	8	* B37	1	#4	STR	28'-0"	19	POUR 2					187.5 CU. YDS.	
A208	1	#5	STR	9'-0"	9	* B38	1	#4	STR	27'-7"	18	POUR 3					16.1 CU. YDS.	
A209	1	#5	STR	10'-2"	11	* B39	1	#4	STR	27'-2"	18	* * TOTAL					346.2 CU. YDS.	
A210	1	#5	STR	11'-4"	12	* B40	1	#4	STR	26'-10"	18	* * QUANTITIES FOR PARAPET AND SIDEWALK ARE NOT INCLUDED						
A211	1	#5	STR	12'-6"	13	* B41	1	#4	STR	26'-5"	18							
A212	1	#5	STR	13'-8"	14	* B42	1	#4	STR	26'-0"	17							
A213	1	#5	STR	14'-10"	15	* B43	1	#4	STR	25'-8"	17							
A214	1	#5	STR	15'-11"	17	* B44	1	#4	STR	25'-3"	17							
A215	1	#5	STR	17'-1"	18	* B45	1	#4	STR	24'-10"	17							
A216	1	#5	STR	18'-3"	19	* B46	1	#4	STR	24'-6"	16							
A217	1	#5	STR	19'-5"	20	* B47	1	#4	STR	24'-1"	16							
A218	1	#5	STR	20'-7"	21	* B48	1	#4	STR	23'-8"	16							
A219	1	#5	STR	21'-9"	23	* B49	1	#4	STR	23'-4"	16							
A220	1	#5	STR	22'-11"	24	* B50	1	#4	STR	22'-11"	15							
A221	1	#5	STR	24'-1"	25	* B51	1	#4	STR	22'-6"	15							
A222	1	#5	STR	25'-3"	26	* B52	1	#4	STR	22'-2"	15							
A223	1	#5	STR	26'-5"	28	* B53	1	#4	STR	21'-9"	15							
A224	1	#5	STR	27'-7"	29	* B54	1	#4	STR	21'-4"	14							
A225	1	#5	STR	28'-9"	30	B55	30	#5	STR	60'-0"	1877							
A226	1	#5	STR	29'-11"	31	B56	57	#5	STR	60'-0"	3567							
A227	1	#5	STR	31'-1"	32	B57	57	#5	STR	20'-7"	1224							
A228	1	#5	STR	32'-3"	34	B58	60	#5	STR	39'-1"	2446							
A229	1	#5	STR	33'-5"	35	B59	10	#5	STR	23'-9"	248							

BAR TYPES



ALL BAR DIMENSIONS ARE OUT-TO-OUT

PROJECT NO. U-5798A
CUMBERLAND COUNTY
STATION: 76+80.00 -L-



STATE OF NORTH CAROLINA
DEPARTMENT OF TRANSPORTATION
RALEIGH
SUPERSTRUCTURE
BILL OF MATERIAL
RIGHT LANE

REVISIONS						SHEET NO.	
NO.	BY:	DATE:	NO.	BY:	DATE:	S2-30	
1			3			TOTAL SHEETS 43	
2			4				

DRAWN BY: MRA DATE: 04/2020
CHECKED BY: MKO DATE: 04/2021
DESIGN ENGINEER OF RECORD: RLB DATE: 09/2021

DOCUMENT NOT CONSIDERED FINAL UNLESS ALL SIGNATURES COMPLETED