

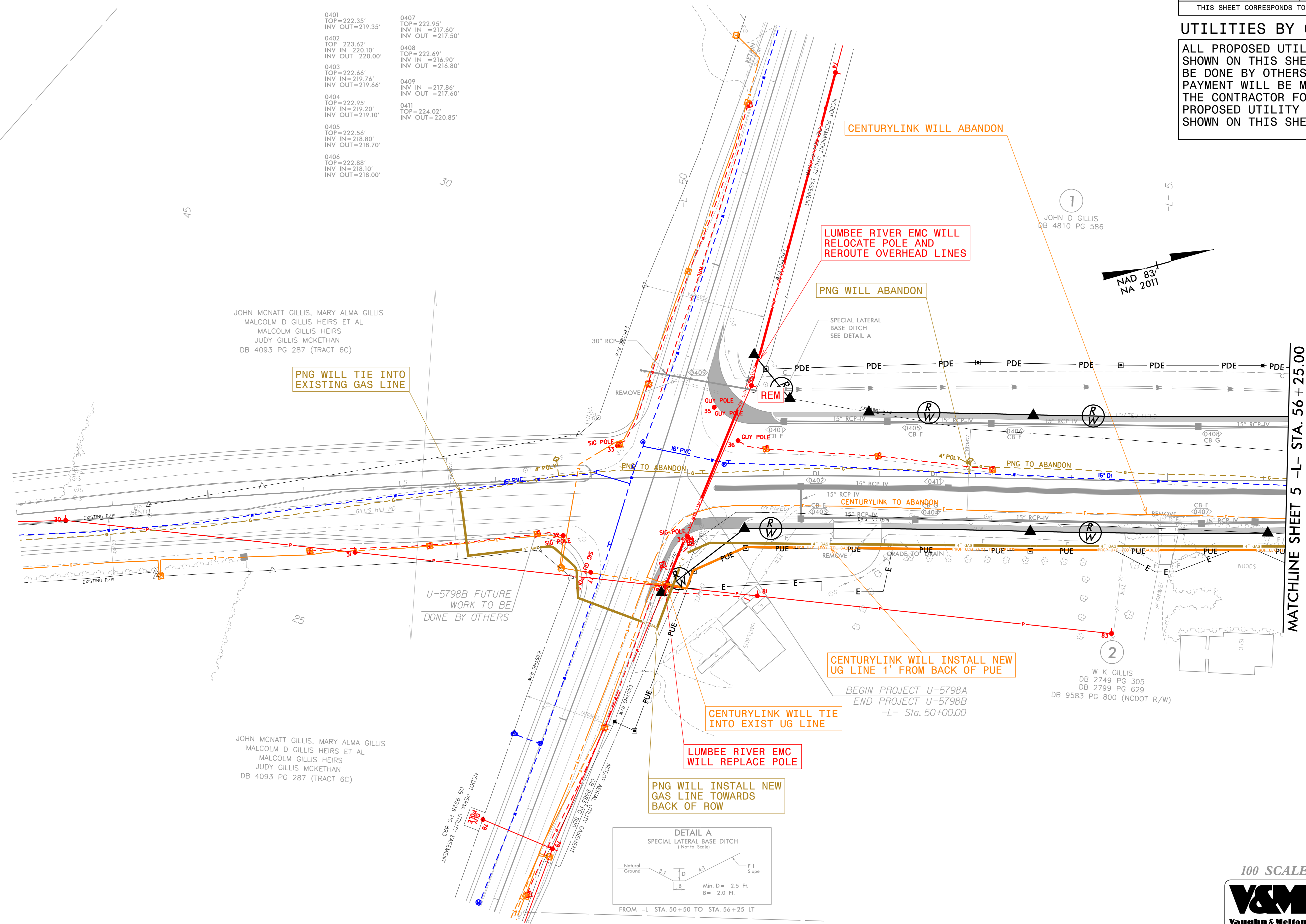
ADDED PNG DESIGNS 01/18/20
 ADDED PUE DESIGNS 01/18/20
 ADDED SEGRA DESIGNS 01/20/20
 ADDED CHARTER DESIGNS 01/21/20
 ADDED UPDATED PUE 2/24/20
 ADDED PWC ELECTRIC DESIGN 3/3/20
 UPDATED PUE 3/24/20
 UPDATED PWC WATER/SEWER DESIGNS 2/26/21
 UPDATED PWC DESIGN 5/19/21
 UPDATED CENTURYLINK DESIGN 6/9/21
 UPDATED CHARTER DESIGN 7/5/21
 UPDATED PNG DESIGN 7/8/21
 UPDATED PWC WATER/SEWER DESIGN 8/20/21
 UPDATED SEGRA DESIGN 9/2/21
 UPDATED PWC WATER/SEWER DESIGN 10/8/21
 UPDATED PWC WATER/SEWER DESIGN 10/26/21

UTILITY 31930-21 U5798A UTILITIES UTILITY COORDINATION U5798A UTILITY PSH4 U04.DGN

UTILITIES BY OTHERS

ALL PROPOSED UTILITY WORK SHOWN ON THIS SHEET WILL BE DONE BY OTHERS. NO PAYMENT WILL BE MADE TO THE CONTRACTOR FOR PROPOSED UTILITY WORK SHOWN ON THIS SHEET.

0401 TOP = 222.35' INV IN = 219.35' INV OUT = 219.35'	0407 TOP = 222.95' INV IN = 217.60' INV OUT = 217.50'
0402 TOP = 223.62' INV IN = 220.10' INV OUT = 220.00'	0408 TOP = 222.69' INV IN = 216.90' INV OUT = 216.80'
0403 TOP = 222.66' INV IN = 219.76' INV OUT = 219.66'	0409 INV IN = 217.86' INV OUT = 217.60'
0404 TOP = 222.95' INV IN = 219.20' INV OUT = 219.10'	0411 TOP = 224.02' INV OUT = 220.85'
0405 TOP = 222.56' INV IN = 218.80' INV OUT = 218.70'	
0406 TOP = 222.88' INV IN = 218.10' INV OUT = 218.00'	



JOHN MCNATT GILLIS, MARY ALMA GILLIS
 MALCOLM D GILLIS HEIRS ET AL
 MALCOLM GILLIS HEIRS
 JUDY GILLIS MCKETHAN
 DB 4093 PG 287 (TRACT 6C)

JOHN MCNATT GILLIS, MARY ALMA GILLIS
 MALCOLM D GILLIS HEIRS ET AL
 MALCOLM GILLIS HEIRS
 JUDY GILLIS MCKETHAN
 DB 4093 PG 287 (TRACT 6C)

PNG WILL TIE INTO EXISTING GAS LINE

CENTURYLINK WILL ABANDON

LUMBEE RIVER EMC WILL RELOCATE POLE AND REROUTE OVERHEAD LINES

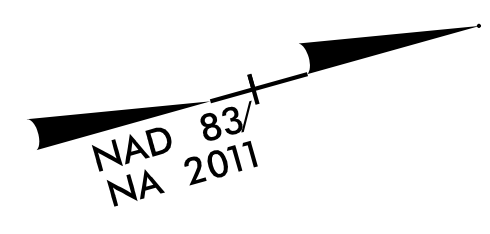
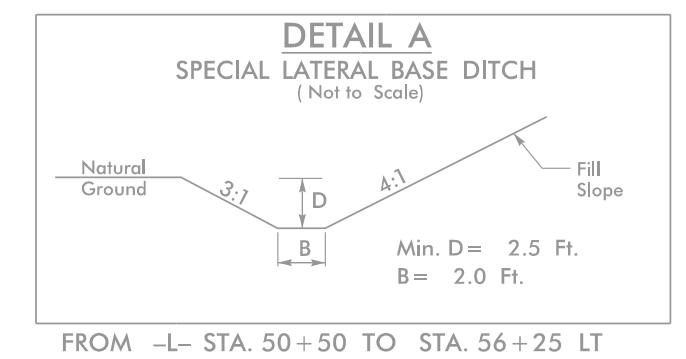
PNG WILL ABANDON

CENTURYLINK WILL INSTALL NEW UG LINE 1' FROM BACK OF PUE

CENTURYLINK WILL TIE INTO EXIST UG LINE

LUMBEE RIVER EMC WILL REPLACE POLE

PNG WILL INSTALL NEW GAS LINE TOWARDS BACK OF ROW



1
JOHN D GILLIS
DB 4810 PG 586

2
W K GILLIS
DB 2749 PG 305
DB 2799 PG 629
DB 9583 PG 800 (NCDOT R/W)

MATCHLINE SHEET 5 -L- STA. 56 + 25.00

BEGIN PROJECT U-5798A
 END PROJECT U-5798B
 -L- Sta. 50+00.00

100 SCALE 11X17

V&M
Vaughn & Melton
 Consulting Engineers

Charlotte, North Carolina 704-551-0568
 Tri-Cities, Tennessee 423-461-8400
 Knoxville, Tennessee 865-546-5800
 Asheville, North Carolina 828-253-2196
 Middlesboro, Kentucky 606-248-6500
 Spartanburg, South Carolina 864-574-4775

Copyright © 2006 Vaughn & Melton, Inc. All Rights Reserved.

