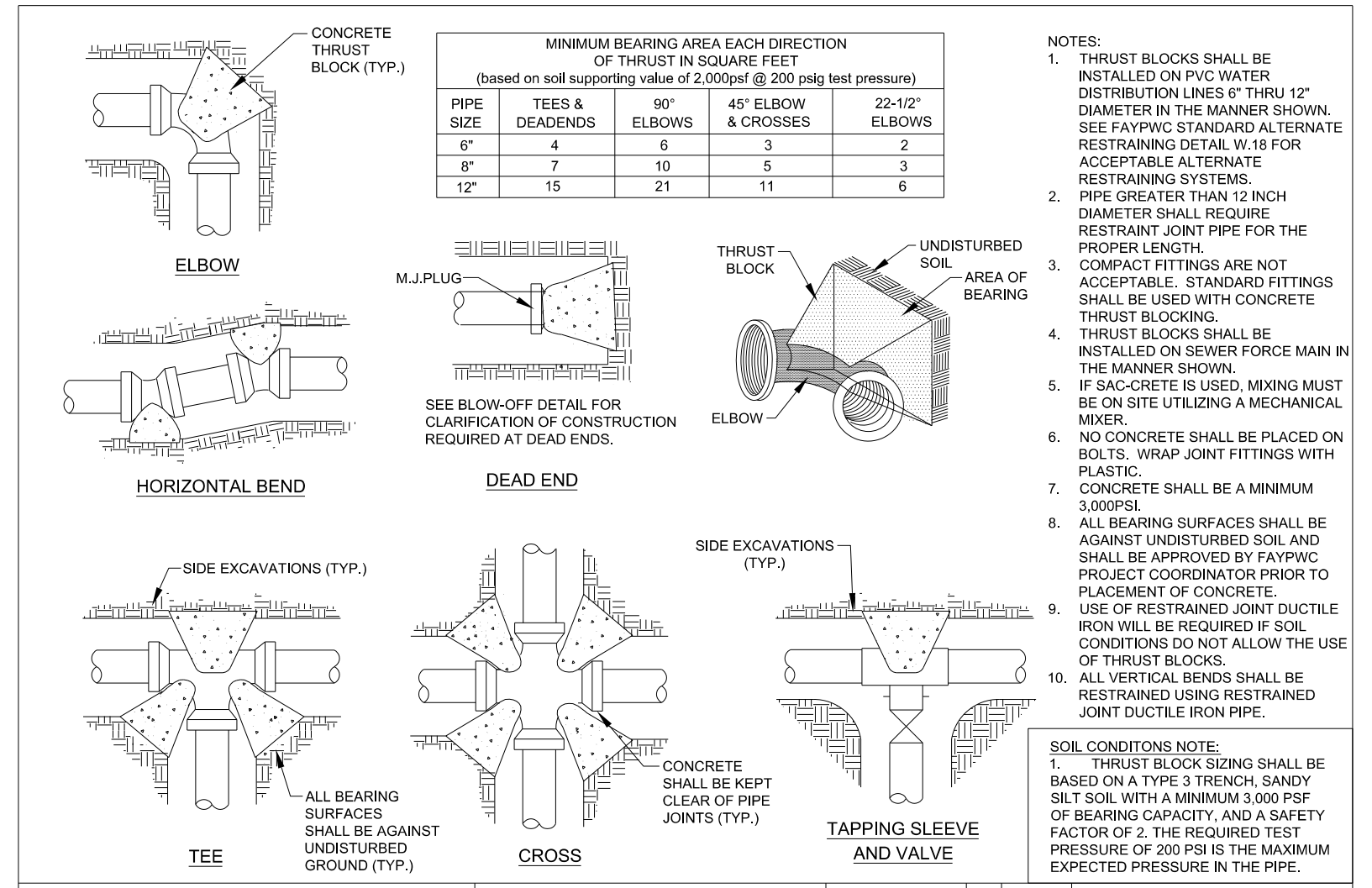
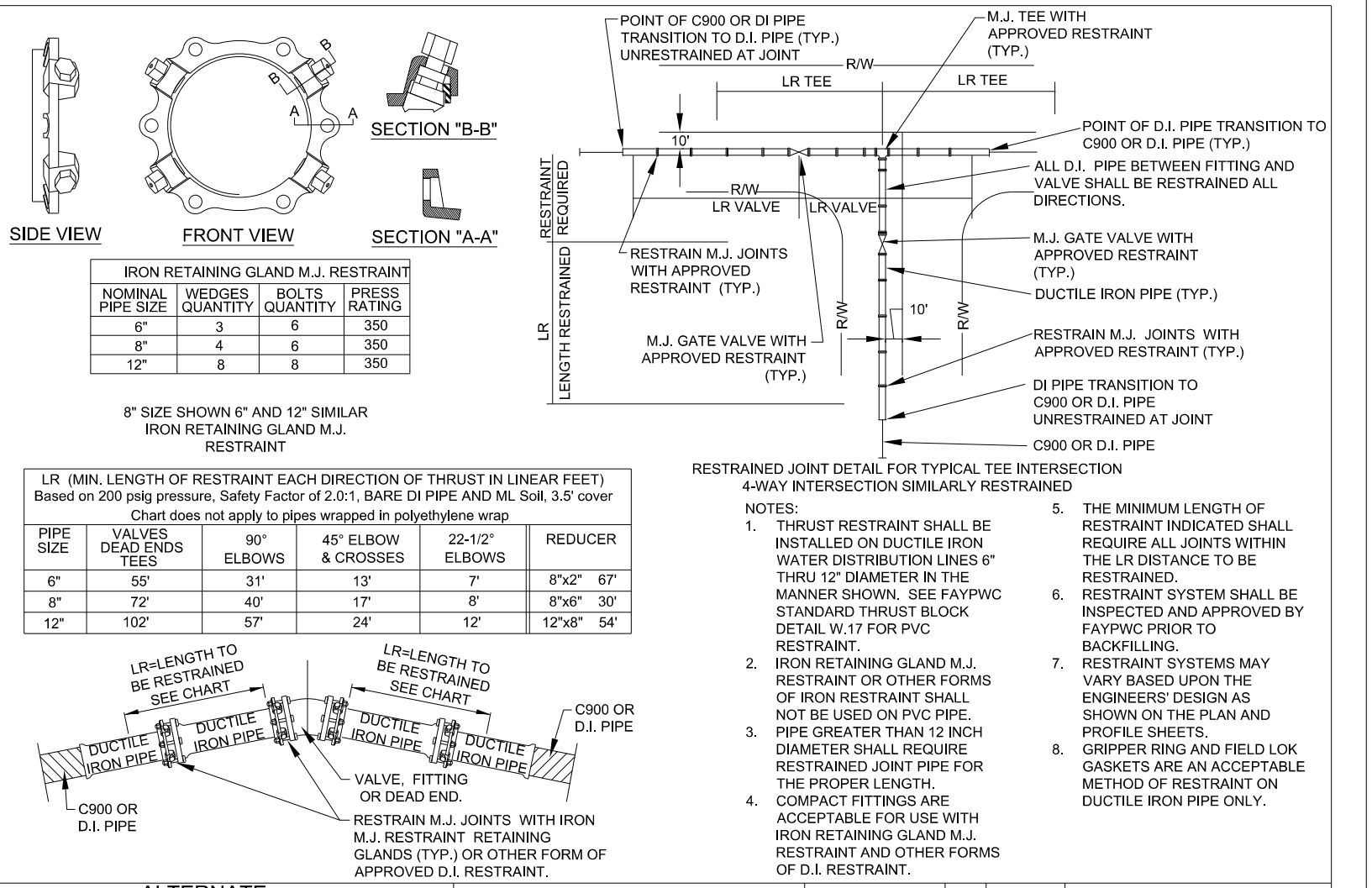


## UTILITY CONSTRUCTION

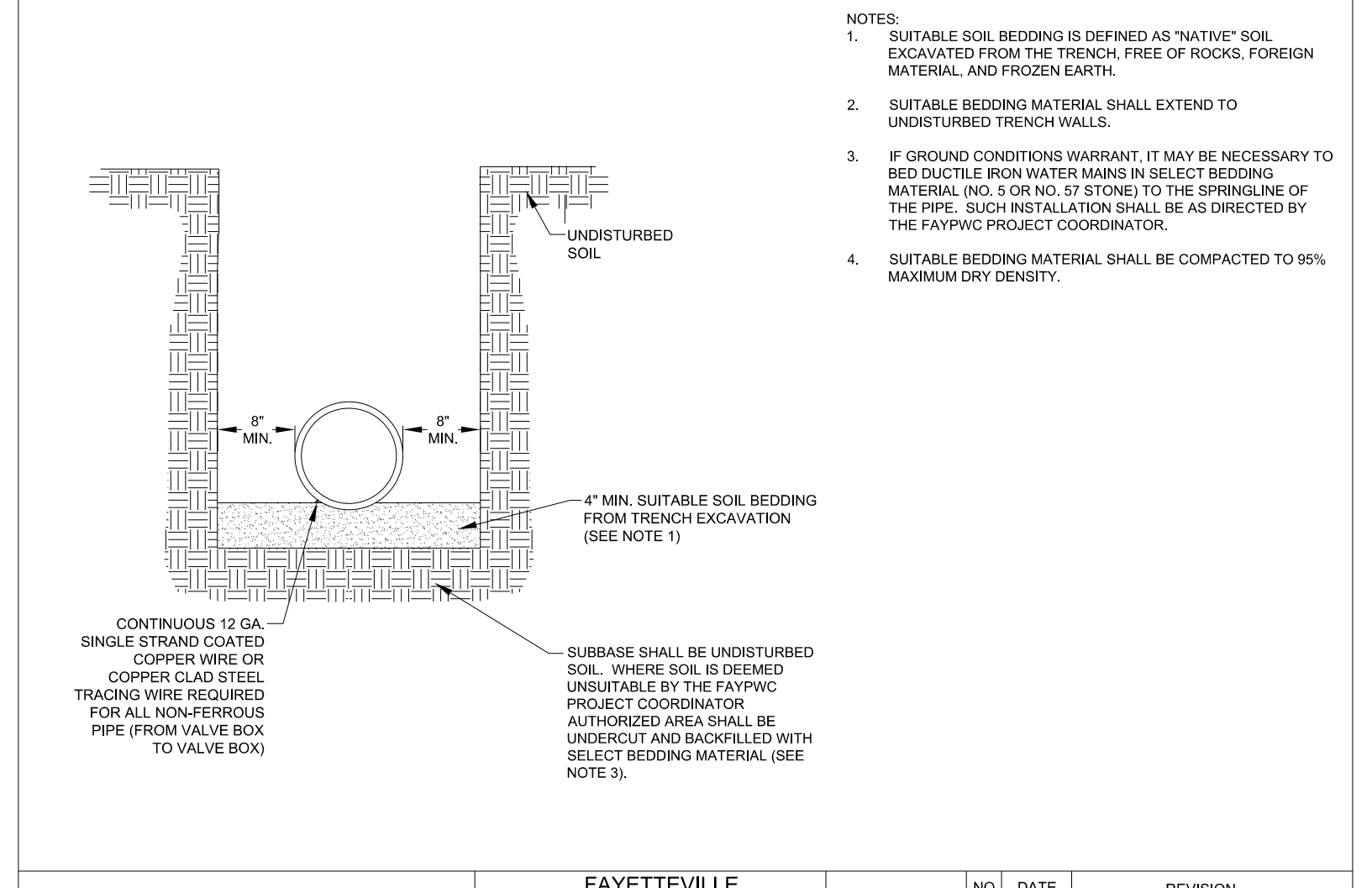
DOCUMENT NOT CONSIDERED FINAL  
UNLESS ALL SIGNATURES COMPLETED



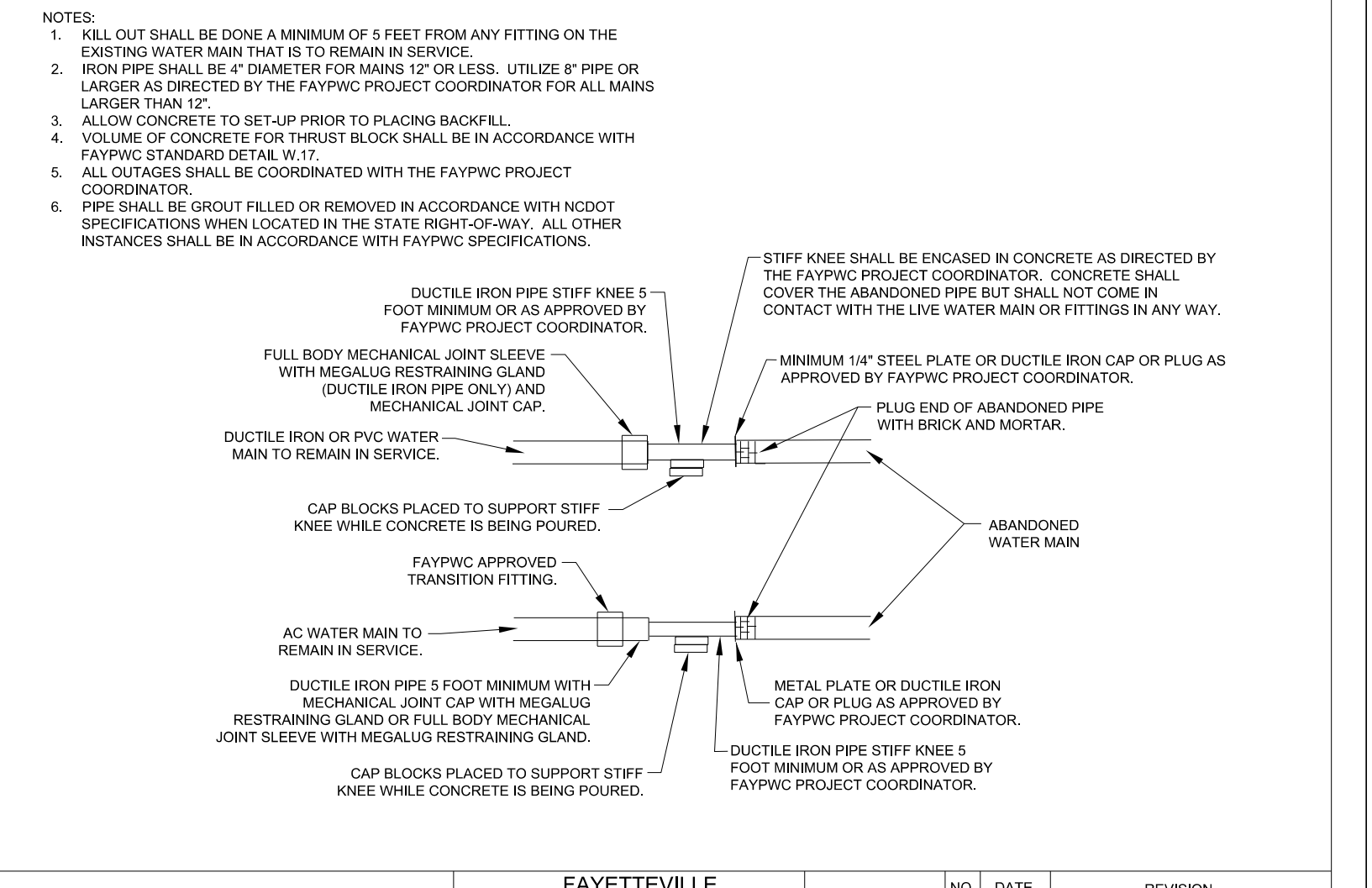
|                                     |  |   |     |       |  |
|-------------------------------------|--|---|-----|-------|--|
| CONCRETE THRUST BLOCK DETAIL N.T.S. |  | FAYETTEVILLE PUBLIC WORKS COMMISSION FAYETTEVILLE, N.C. | NO. | DATE  | REVISION                               |
| SHEET NO. 1 OF 1                    | DWG. NO. W.17<br>DATE: JULY 01, 2021   | WATER RESOURCES ENGINEERING DEPARTMENT                  | 1   | 09/05 | REVISED TABLE                          |
|                                     | DWG. BY: FAYPWC<br>APPROVED BY: J.E.G. |   | 2   | 03/07 | ADDED NOTES 9 AND 10                   |
|                                     |  |   | 3   | 07/13 | ADDED TAPPING SLEEVE AND VALVE DETAIL. |



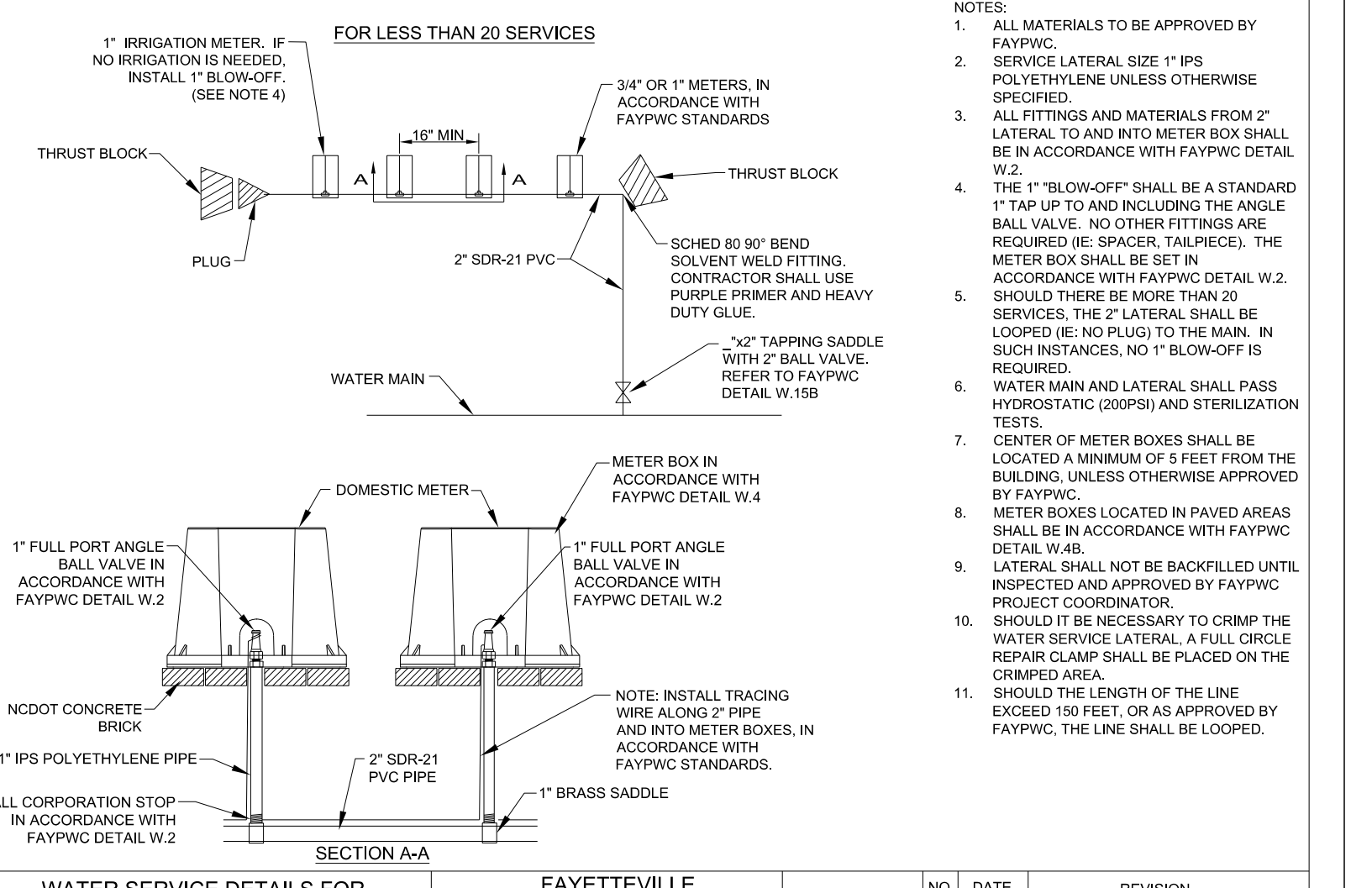
|  |                                      |   |     |          |                             |
|--|--------------------------------------|---|-----|----------|-----------------------------|
| ALTERNATE RESTRAINT DETAIL (DUCTILE IRON PIPE ONLY) N.T.S. |                                      | FAYETTEVILLE PUBLIC WORKS COMMISSION FAYETTEVILLE, N.C. | NO. | DATE     | REVISION                    |
| SHEET NO. 1 OF 1   | DWG. NO. W.18<br>DATE: JULY 01, 2021 | WATER RESOURCES ENGINEERING DEPARTMENT                  | 1   | 11/16/07 | REVISED TABLE, ADDED NOTE 6 |



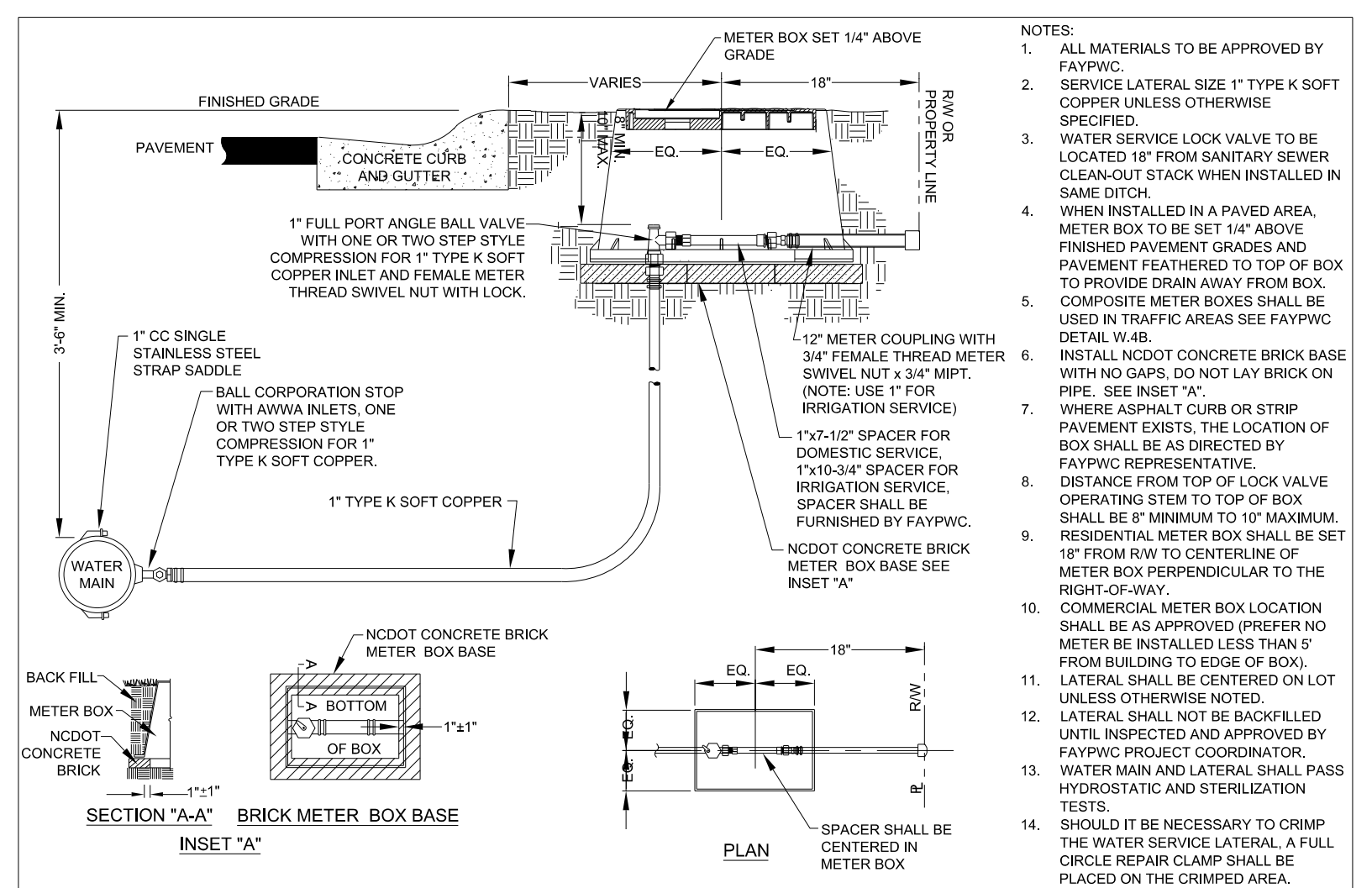
|                                  |  |   |     |          |                              |
|----------------------------------|--|---|-----|----------|------------------------------|
| WATER MAIN BEDDING DETAIL N.T.S. |  | FAYETTEVILLE PUBLIC WORKS COMMISSION FAYETTEVILLE, N.C. | NO. | DATE     | REVISION                     |
| SHEET NO. 1 OF 1                 | DWG. NO. W.19<br>DATE: JULY 01, 2021   | WATER RESOURCES ENGINEERING DEPARTMENT                  | 1   | 01/01/17 | REVISED NOTES                |
|                                  | DWG. BY: FAYPWC<br>APPROVED BY: J.E.G. |   | 2   | 07/01/13 | REVISED NOTE RE: TRACER WIRE |



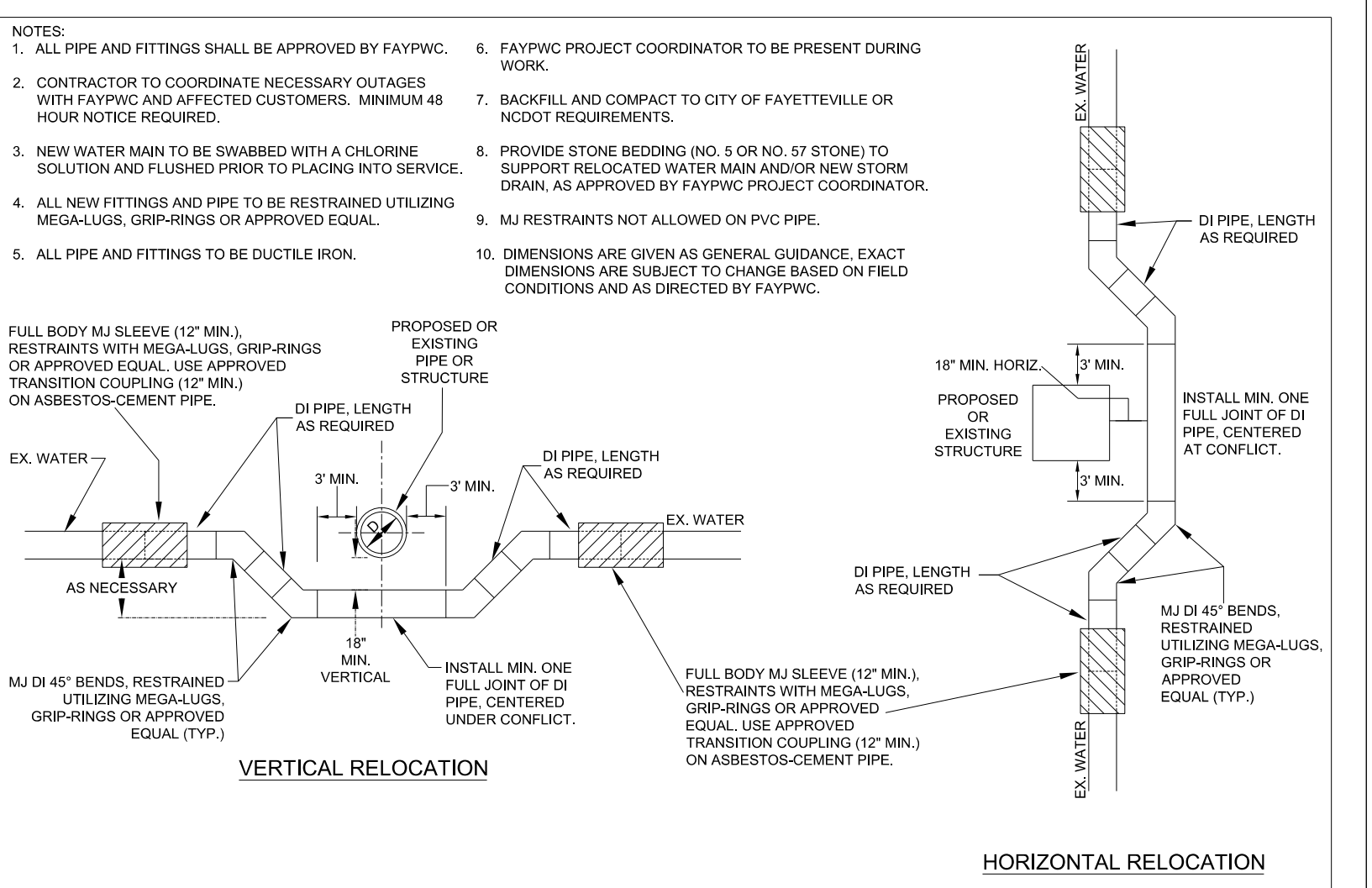
|                            |                                      |   |     |      |          |
|----------------------------|--------------------------------------|---|-----|------|----------|
| WATER MAIN KILL-OUT N.T.S. |                                      | FAYETTEVILLE PUBLIC WORKS COMMISSION FAYETTEVILLE, N.C. | NO. | DATE | REVISION |
| SHEET NO. 1 OF 1           | DWG. NO. W.22<br>DATE: JULY 01, 2021 | WATER RESOURCES ENGINEERING DEPARTMENT                  |     |      |          |



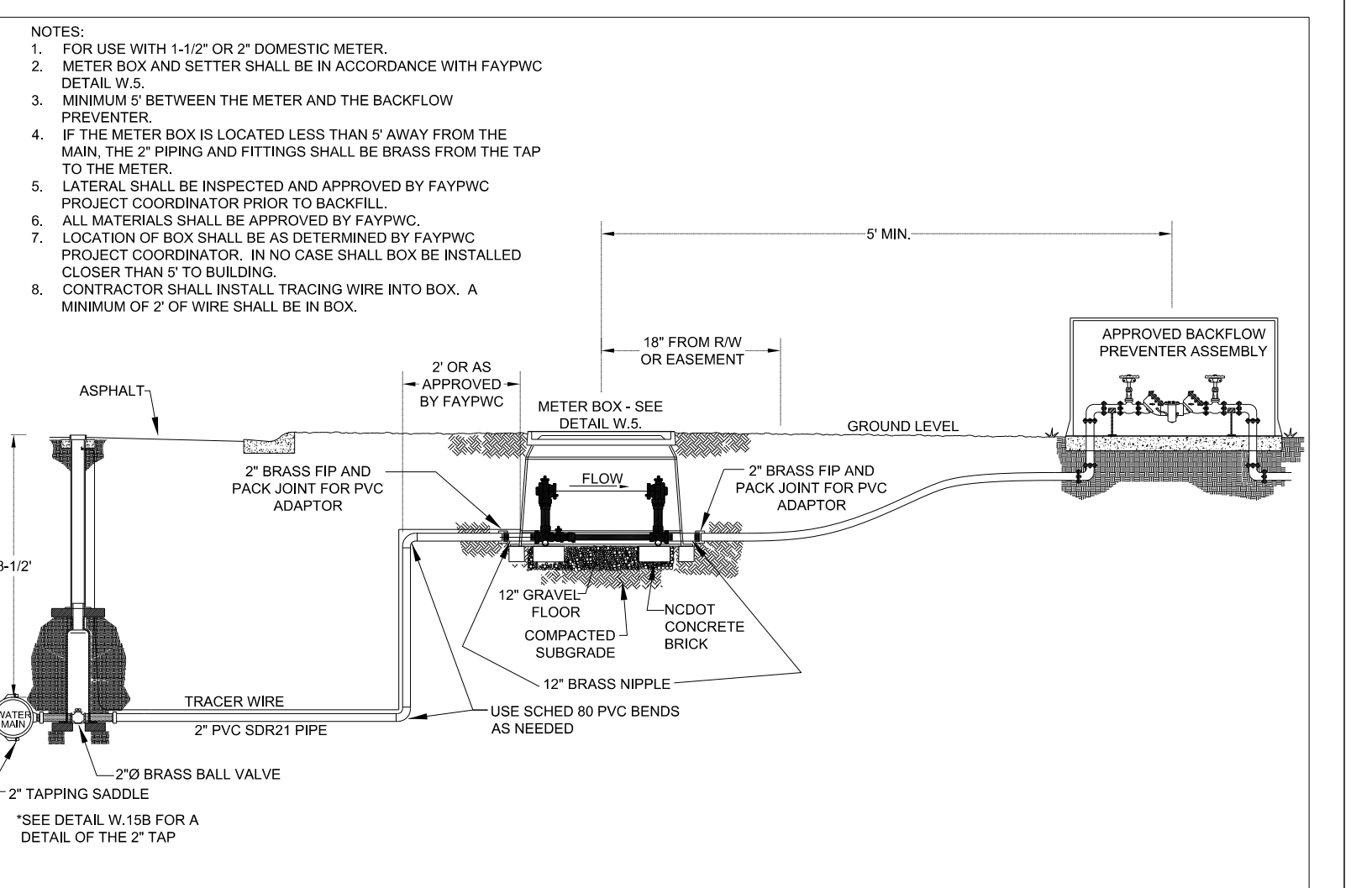
|   |  |   |     |       |                      |
|---|--|---|-----|-------|----------------------|
| WATER SERVICE DETAILS FOR MULTI-UNIT BUILDINGS N.T.S. |  | FAYETTEVILLE PUBLIC WORKS COMMISSION FAYETTEVILLE, N.C. | NO. | DATE  | REVISION             |
| SHEET NO. 1 OF 1                                      | DWG. NO. W.23<br>DATE: JULY 01, 2021   | WATER RESOURCES ENGINEERING DEPARTMENT                  | 1   | 07/16 | REVISED TITLE, NOTES |
|   | DWG. BY: FAYPWC<br>APPROVED BY: J.E.G. |   | 2   | 07/17 | REVISED NOTES        |



|  |  |   |     |       |                           |
|--|--|---|-----|-------|---------------------------|
| 1" COPPER WATER SERVICE LATERAL N.T.S. |  | FAYETTEVILLE PUBLIC WORKS COMMISSION FAYETTEVILLE, N.C. | NO. | DATE  | REVISION                  |
| SHEET NO. 1 OF 1                       | DWG. NO. W.24<br>DATE: JULY 01, 2021   | WATER RESOURCES ENGINEERING DEPARTMENT                  | 2   | 09/05 | VALVE CHANGE, ADD NOTE 16 |
|  | DWG. BY: FAYPWC<br>APPROVED BY: J.E.G. |   | 3   | 07/06 | RESIZED METER COUPLING    |
|  |  |   | 4   | 07/17 | RESIZED NOTES             |



|                               |                                      |   |     |       |  |
|-------------------------------|--------------------------------------|---|-----|-------|--|
| PIPE RELOCATION DETAIL N.T.S. |                                      | FAYETTEVILLE PUBLIC WORKS COMMISSION FAYETTEVILLE, N.C. | NO. | DATE  | REVISION                                   |
| SHEET NO. 1 OF 1              | DWG. NO. W.26<br>DATE: JULY 01, 2021 | WATER RESOURCES ENGINEERING DEPARTMENT                  | 1   | 01/12 | REVISED NOTES, ADDED HORIZONTAL RELOCATION |



|                            |                                      |   |     |          |               |
|----------------------------|--------------------------------------|---|-----|----------|---------------|
| 2" DOMESTIC LATERAL N.T.S. |                                      | FAYETTEVILLE PUBLIC WORKS COMMISSION FAYETTEVILLE, N.C. | NO. | DATE     | REVISION      |
| SHEET NO. 1 OF 1           | DWG. NO. W.30<br>DATE: JULY 01, 2021 | WATER RESOURCES ENGINEERING DEPARTMENT                  | 1   | 07/01/17 | REVISED NOTES |

07-DEC-2021 06:27 Paramental\Fayetteville Public Works Commission\2019061600RA - U-5798 Gills Hill Road Utility Coordination\CADD\Microstation\Utilities\Engineering\UC\Proj\U-5798A\_ut.dtl\UC03E\_psh.dwg  
 5/14/99  
 4:38:50 PM