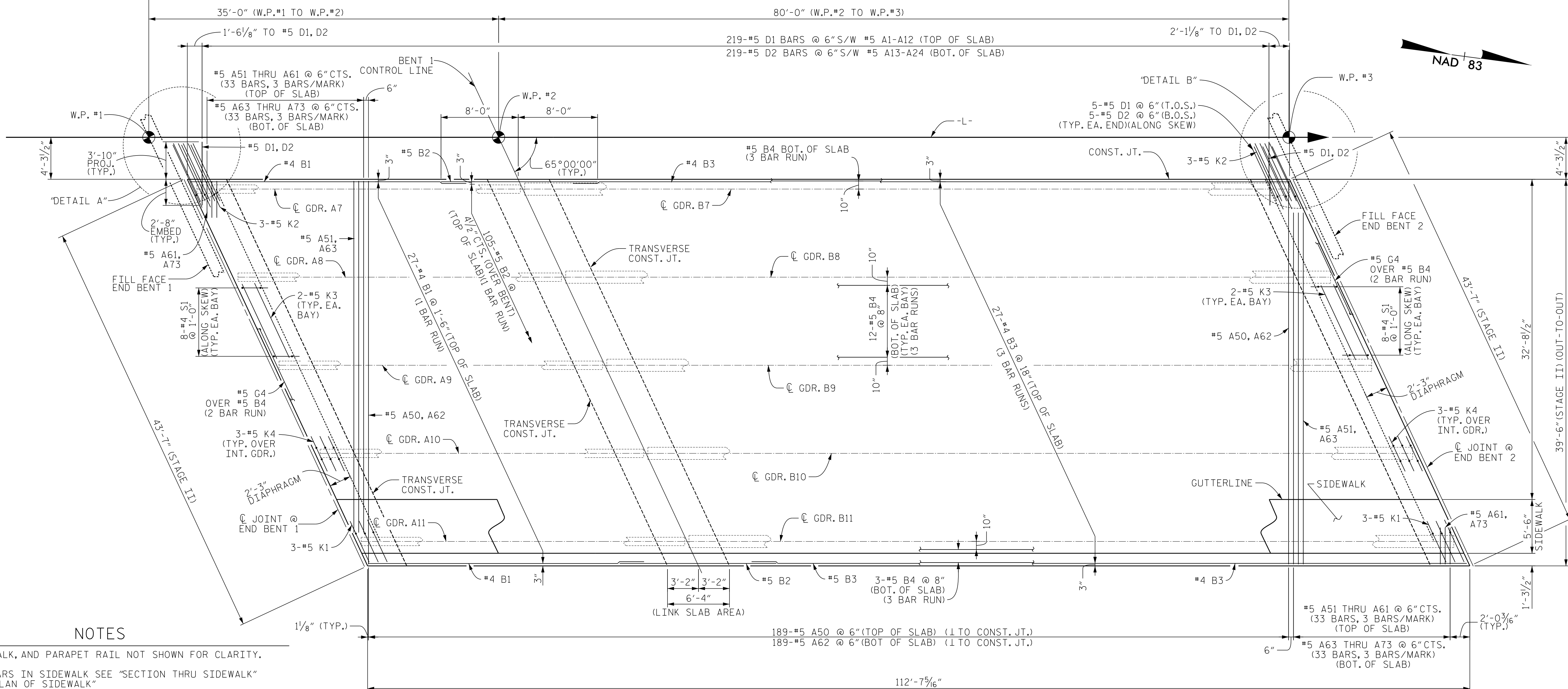


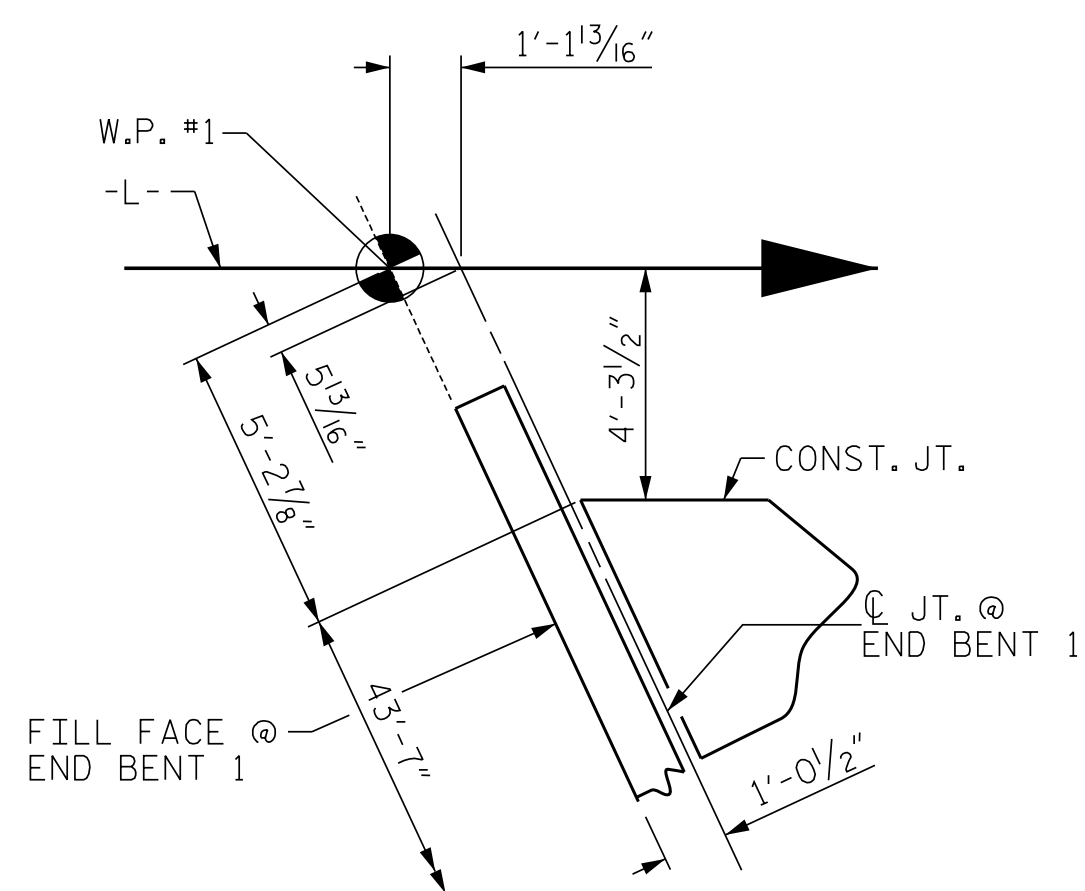
115'-0" (TOTAL LENGTH) (W.P.#1 TO W.P.#3)



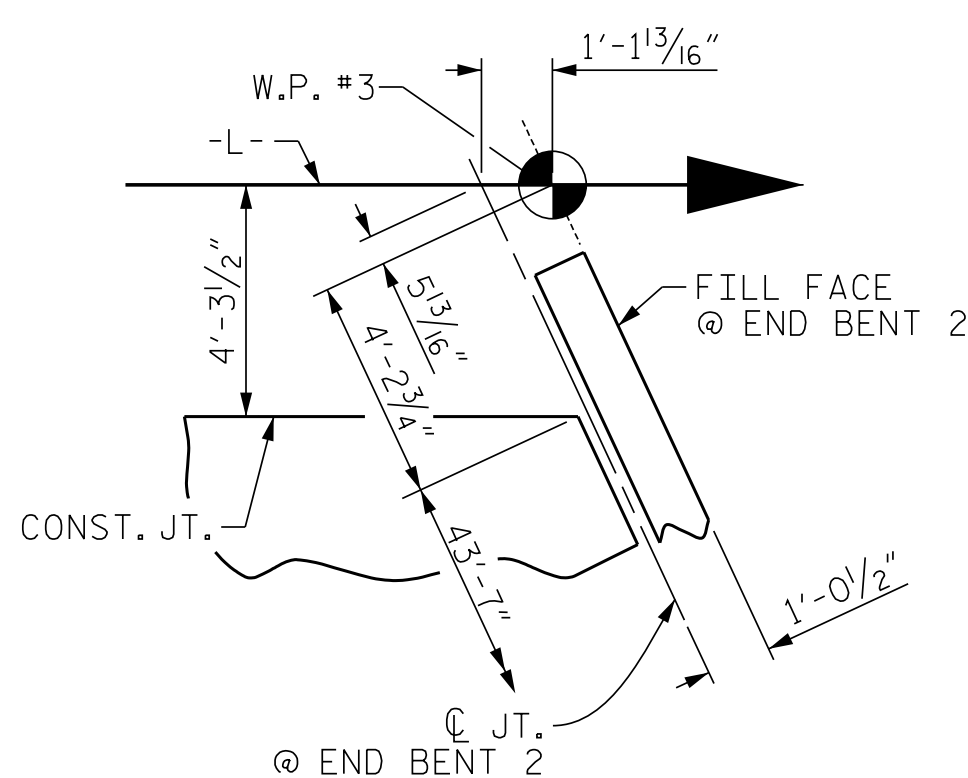
NOTES

- SIDEWALK, AND PARAPET RAIL NOT SHOWN FOR CLARITY.
- FOR BARS IN SIDEWALK SEE "SECTION THRU SIDEWALK" AND "PLAN OF SIDEWALK"
- FOR BARS IN PARAPET RAIL SEE THREE BAR RAIL DETAILS.
- FOR TRANSVERSE CONSTRUCTION JOINT DETAILS SEE "POUR SEQUENCE" SHEET.

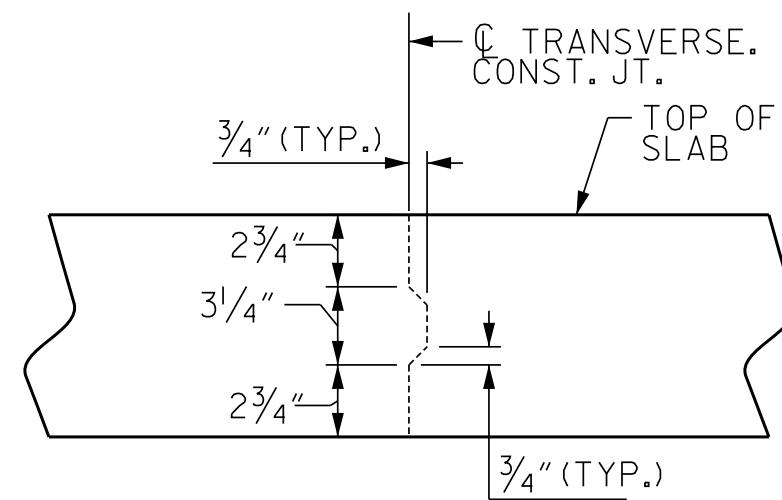
PLAN OF SPAN - STAGE II



DETAIL A



DETAIL B



TRANSVERSE CONSTRUCTION JOINT

NOTE: REINFORCING STEEL IN SLAB NOT SHOWN. LONGITUDINAL REINFORCING STEEL SHALL BE CONTINUOUS THROUGH JOINT.

V&M
Vaughn & Melton
 Consulting Engineers
 Asheville, North Carolina
 828-253-2796

Boone, NC 828-355-9933
 Tri-Cities, TN 423-467-8401
 Knoxville, TN 865-546-5800
 Spartanburg, SC 864-574-4775
 Charleston, SC 843-924-6650
 Middleboro, KY 606-248-6600
 Raleigh, NC 919-977-9455
 Charlotte, NC 704-357-0488
 Atlanta, GA 770-627-3509

Copyright © 2006 Vaughn & Melton, Inc. All Rights Reserved.



12/13/2021

PROJECT NO. U-5738

ROWAN COUNTY

STATION: 70+72.50 -L-

SHEET 2 OF 4

STATE OF NORTH CAROLINA
 DEPARTMENT OF TRANSPORTATION
 RALEIGH

SUPERSTRUCTURE
 PLAN OF SPANS
 STAGE II

DOCUMENT NOT CONSIDERED FINAL UNLESS ALL SIGNATURES COMPLETED

DWN. BY: FRJ	DATE: 11/18
CHKD. BY: CDB	DATE: 11/18
DES. EGR. OF RECORD: CDB	DATE: 11/18

REVISIONS					
NO.	BY:	DATE:	NO.	BY:	DATE:
1			3		
2			4		

SHEET NO.	S-9
TOTAL SHEETS	39