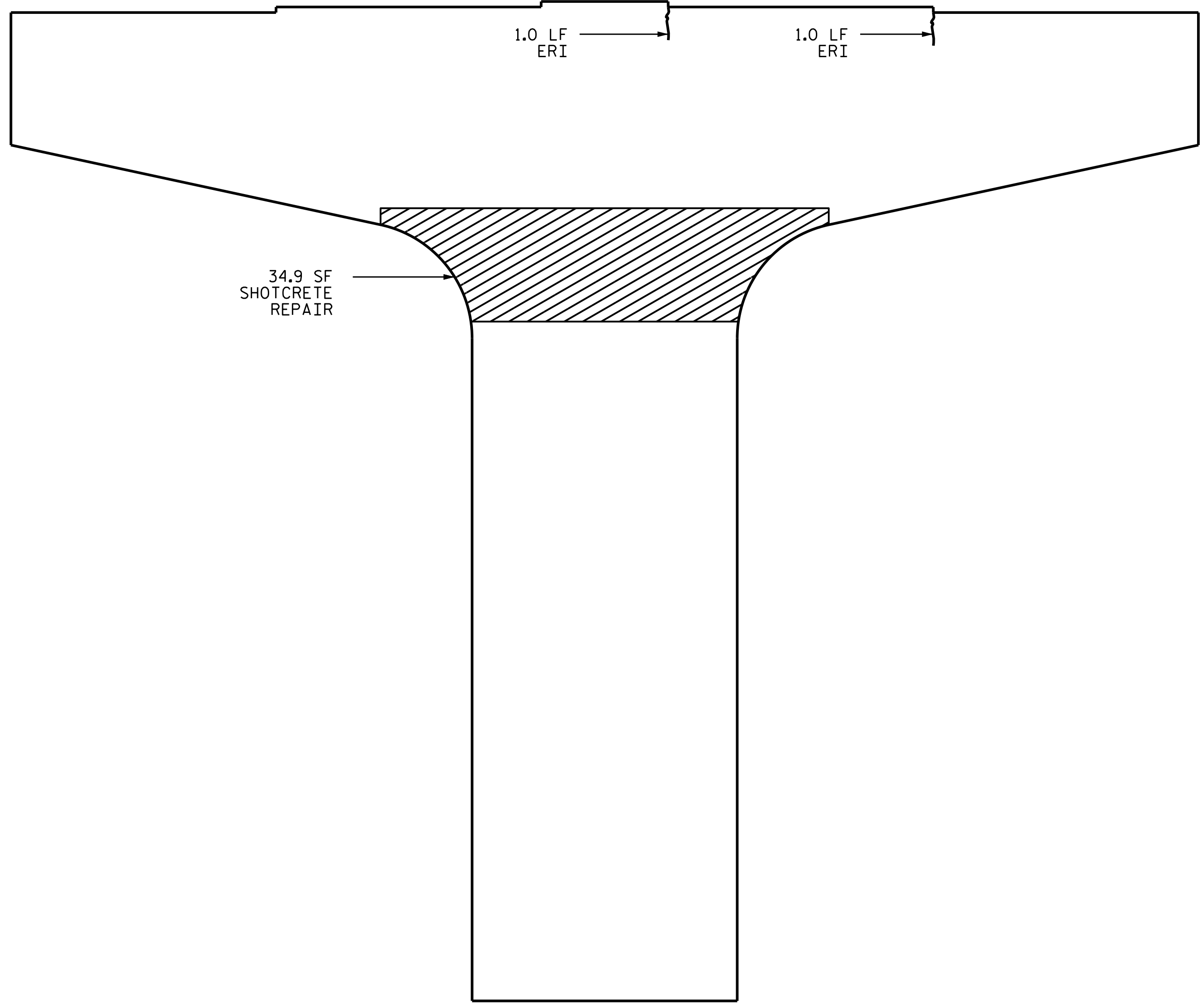



SPAN D
SPAN C



ELEVATION

← SPAN C | SPAN D →



END VIEW

AS-BUILT REPAIR QUANTITY TABLE

BENT 3 SPAN C FACE	QUANTITIES			
	ESTIMATE		ACTUAL	
SHOTCRETE REPAIRS	AREA SQ. FT.	VOLUME CU. FT.	AREA SQ. FT.	VOLUME CU. FT.
CAP	34.9	17.5		
COLUMN	0.0	0.0		
CONCRETE REPAIRS	AREA SQ. FT.	VOLUME CU. FT.	AREA SQ. FT.	VOLUME CU. FT.
CAP	0.0	0.0		
COLUMN	0.0	0.0		
EPOXY RESIN INJECTION		LIN. FT.	LIN. FT.	
CAP		5.0		
COLUMN		0.0		
EPOXY COATING		SO. FT.	SO. FT.	
TOP OF BENT CAP		143.3		

VALUES IN CHART REPRESENT ESTIMATED REPAIR TOTALS AFTER REMOVAL OF UNSOUND CONCRETE, MINIMUM OF 1" BEHIND REBAR AND MINIMUM 2" CLEARANCE TO SAWCUT. SEE "TYPICAL CAP AND COLUMN REPAIR DETAILS" SHEET.

NOTES:


REPAIR LOCATIONS AND ESTIMATE OF QUANTITIES ARE GIVEN BASED ON THE BEST INFORMATION AVAILABLE. IF ADDITIONAL REPAIRS NOT SHOWN ON THE DRAWINGS ARE DEEMED NECESSARY BY THE ENGINEER, THE ENGINEER SHALL NOTE ON THE DRAWINGS THE APPROXIMATE LOCATION AND DESCRIPTION OF THE REPAIRS AND ENTER THE ACTUAL QUANTITIES INTO THE AS-BUILT REPAIR QUANTITY TABLE.

CLEAN AND REMOVE DEBRIS FROM THE TOP OF THE CAP AND APPLY EPOXY PROTECTIVE COATING. EPOXY COATING SHALL BE APPLIED TO THE TOP SURFACE OF THE CAP. THE CONTRACTOR SHALL NOT CUT THE AREA OF THE CAP BENEATH THE MASONRY PLATES. FOR EPOXY COATING, SEE SPECIAL PROVISIONS.

CONCRETE REPAIRS MAYBE SUBSTITUTED IN LIEU OF SHOTCRETE REPAIRS WITH THE APPROVAL OF THE ENGINEER.

- SHOTCRETE REPAIR AREA
- CONCRETE REPAIR AREA
- ERI - EPOXY RESIN INJECTION

PROJECT NO. 15BPR.21
MONTGOMERY COUNTY
 BRIDGE NO. 610006



STATE OF NORTH CAROLINA
 DEPARTMENT OF TRANSPORTATION
 RALEIGH

BENT 3
 SPAN C FACE

DRAWN BY : M. WELDON DATE : 05/18
 CHECKED BY : R. L. PUTEK DATE : 05/18

NO.	REVISIONS			SHEET NO.
	BY:	DATE:	NO.	
1			3	S1-17
2			4	TOTAL SHEETS 34

DOCUMENT NOT CONSIDERED FINAL UNLESS ALL SIGNATURES COMPLETED