

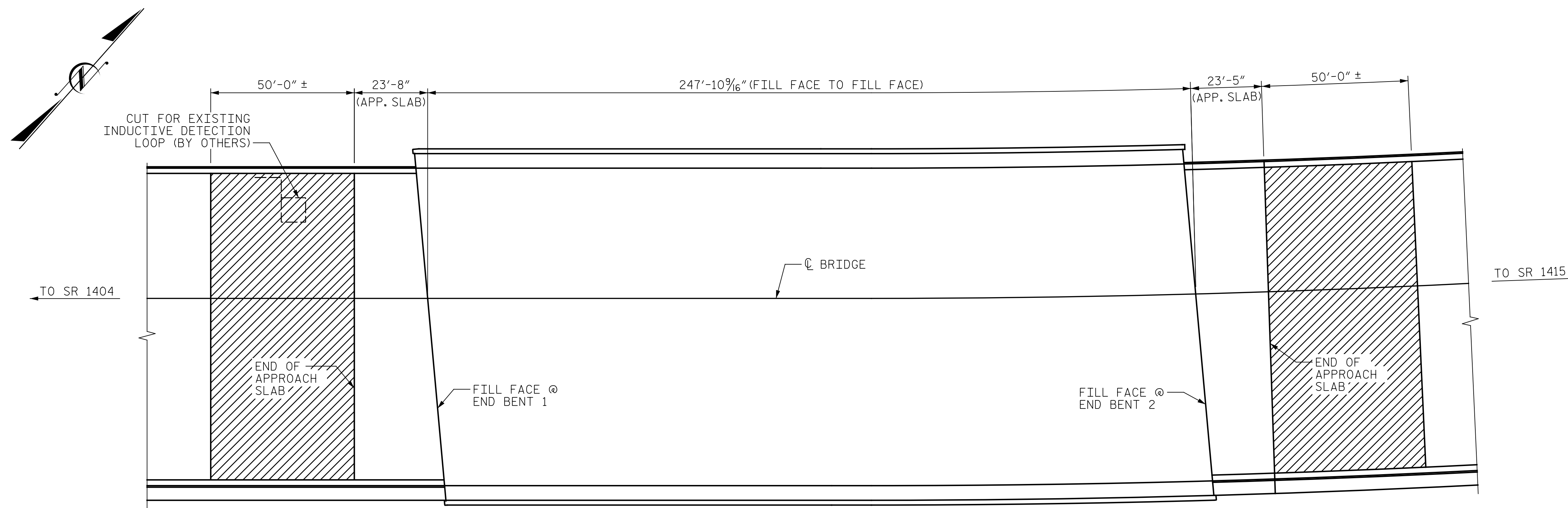
SUMMARY OF QUANTITIES

	ESTIMATE	ACTUAL
INCIDENTAL MILLING	1093 SQ. YDS.	
ASPHALT CONCRETE SURFACE COURSE, TYPE S9.5C	92 TONS	
ASPHALT BINDER FOR PLANT MIX	6 TONS	

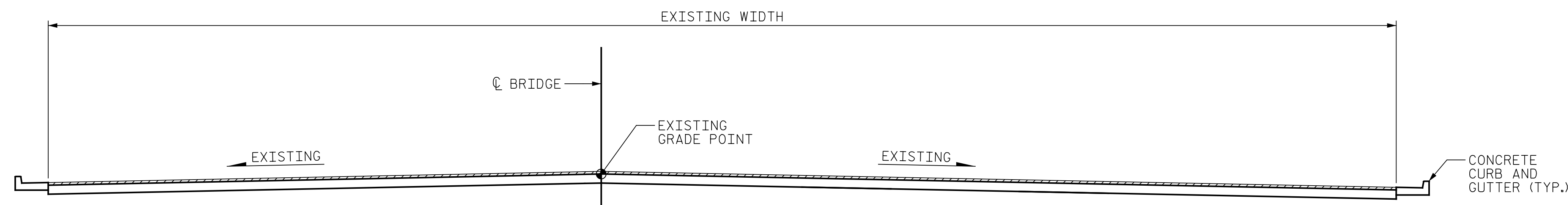
NOTES:

INCIDENTAL MILLING - EXISTING APPROACH ASPHALT PAVEMENT TO BE MILLED AS NECESSARY TO ATTAIN MINIMUM 1/2" DEPTH OF NEW ASPHALT PAVEMENT. NEW ASPHALT PAVEMENT SHALL BE OF THICKNESS NECESSARY TO CREATE A SMOOTH TRANSITION BETWEEN THE ROADWAY AND THE BRIDGE DECK. NEW ASPHALT PAVING THICKNESS MAY EXCEED 1/2" DUE TO SETTLEMENT OF THE EXISTING APPROACH.

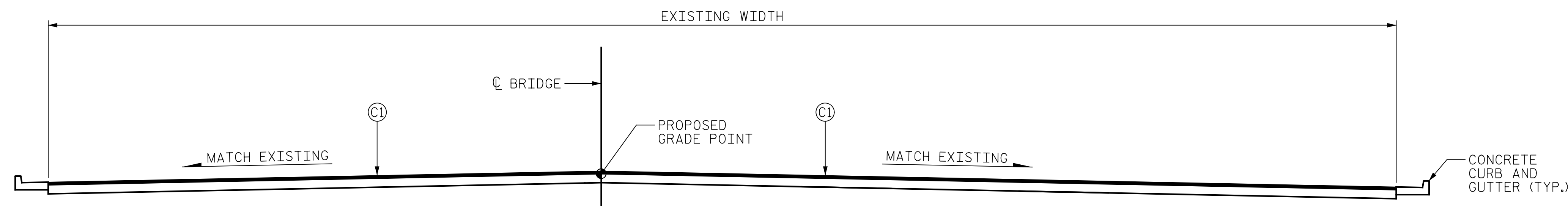
 - INCIDENTAL MILLING



PLAN




TYPICAL ROADWAY MILLING SECTION
(MILL TO APPROX. 1/2" DEPTH)



TYPICAL FINAL ROADWAY SECTION

C1 PROPOSED VARIABLE DEPTH ASPHALT CONCRETE SURFACE COURSE, TYPE S9.5C AT AN AVERAGE RATE OF 112 LBS. PER SQ. YD. PER 1" DEPTH. TO BE PLACED IN LAYERS NOT LESS THAN 1/2" IN DEPTH OR GREATER THAN 2" IN DEPTH.

PROJECT NO. 15BPR.44
CUMBERLAND COUNTY
 BRIDGE NO. 250053



STATE OF NORTH CAROLINA
 DEPARTMENT OF TRANSPORTATION
 RALEIGH
**APPROACH MILLING
 AND TYPICAL ROADWAY
 SECTIONS**

DRAWN BY : T. HARTLEY DATE : 01/2021
 CHECKED BY : J. YANNAKONE DATE : 01/2021

PLANS PREPARED BY:

 2610 Wycliff Road
 Suite 102
 Raleigh NC 27607-3073
 (919) 420-7660
 NC Lic. No. F-0270

DOCUMENT NOT CONSIDERED
 FINAL UNLESS ALL
 SIGNATURES COMPLETED

REVISIONS						SHEET NO.
NO.	BY:	DATE:	NO.	BY:	DATE:	TOTAL SHEETS
1			3			S-16
2			4			19