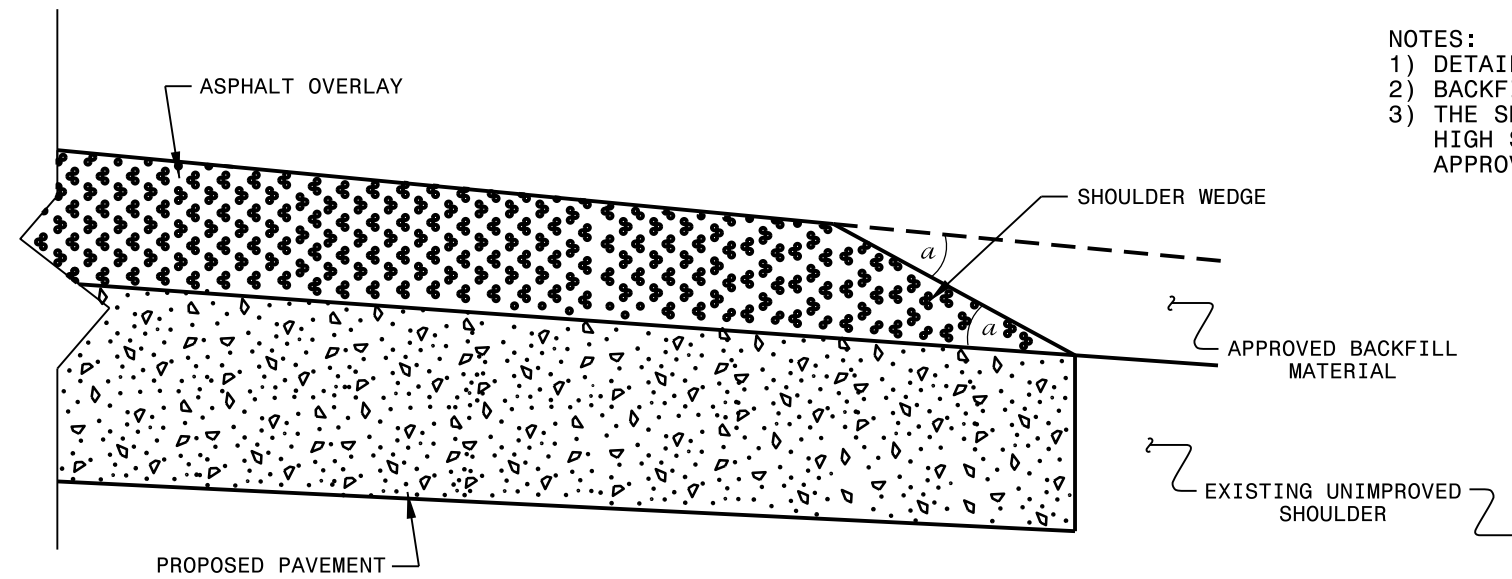


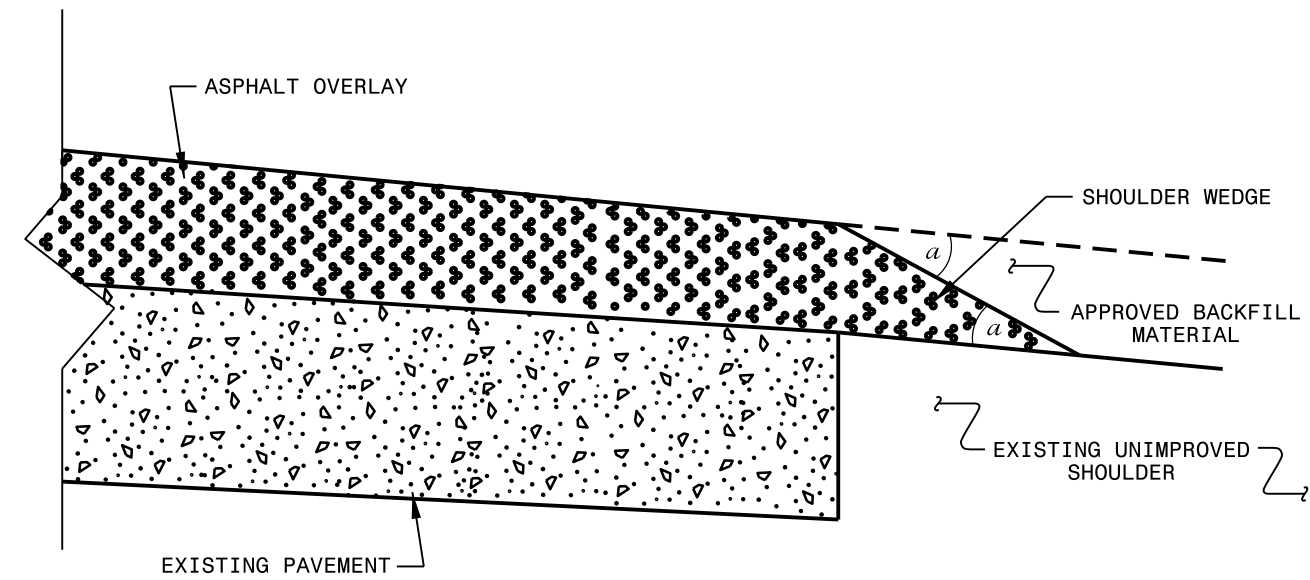
**NOTES:**

- 1) DETAIL DOES NOT APPLY TO OGAFB AND ULTRA-THIN BONDED WEARING COURSE.
- 2) BACKFILL SHOULDER WITH APPROVED MATERIAL.
- 3) THE SHOULDER WEDGE DEVICE MAY BE DISENGAGED AT PAVED DRIVEWAYS, SIDE STREETS, HIGH SHOULDERS, AND OTHER LOCATIONS NOT FEASIBLE TO CONSTRUCT AS APPROVED BY THE ENGINEER.



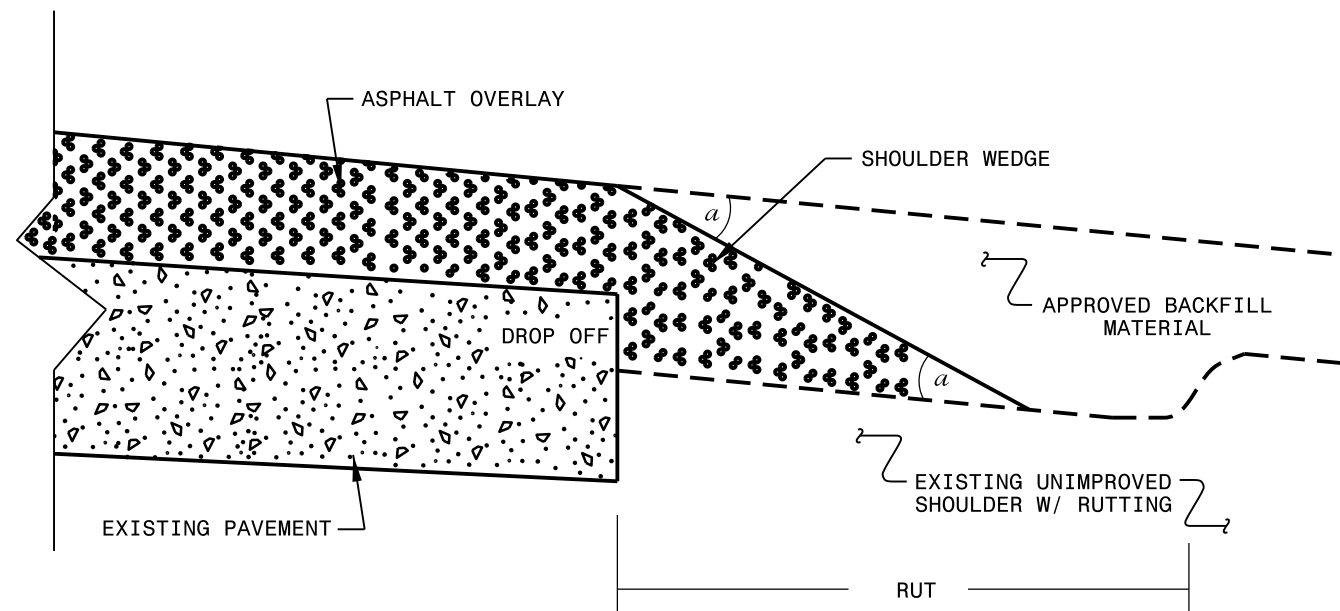
**SHOULDER WEDGE DETAIL**

(Resurfacing Projects w/ Widening or with Existing Paved Shoulder having no dropoffs)



**SHOULDER WEDGE DETAIL**

(Resurfacing Projects w/ NO Widening)



**SHOULDER WEDGE DETAIL**

(Resurfacing Adjacent to Rutted Shoulder)

- SHOULDER WEDGE ANGLE = 30°

|   |               |  |
|---|---------------|--|
| <b>CONTRACT STANDARDS AND DEVELOPMENT UNIT</b>          |               |  |
| Office 919-707-6950 FAX 919-250-4119                    |               |  |
| <b>SHOULDER WEDGE DETAILS</b>                           |               |  |
| ORIGINAL BY: T.SPELL                                    | DATE: 7-19-11 |  |
| MODIFIED BY:  | DATE: 2/2/16  |  |
| CHECKED BY:   | DATE:         |  |
| FILE SPEC.: szusr/details/stand/shoulderwedgedetail.dgn |               |  |