


**STATE OF NORTH CAROLINA
DEPARTMENT OF TRANSPORTATION**

**SIGNING PLAN
NASH COUNTY**

LOCATION: WIDEN SR 1603 (N. OLD CARRIAGE RD.) FROM NORTH OF SR 1770 (EASTERN AVE./SUNSET AVE.) TO SR 1601 (REGES STORE RD.)/SR 1609 (GREEN HILLS RD.)

TIP NO. U-5996	SHEET NO. SGN-1
APPROVED: _____	
DATE: _____	
SEAL	
	
11/16/2021	
DOCUMENT NOT CONSIDERED FINAL UNLESS ALL SIGNATURES COMPLETED	

T.I.P.: U-5996

CONTRACT: C204542

SUMMARY OF QUANTITIES

ITEM NO.		ITEM DESCRIPTION	QUANTITY	UNIT
DESC. NO.	SECT. NO.			
4048000000	902	REINFORCED CONCRETE SIGN FOUNDATION	6.0	C.Y.
4054000000	902	PLAIN CONCRETE SIGN FOUNDATION	1.0	C.Y.
4060000000	903	SUPPORTS, BREAKAWAY STEEL BEAM	5133	LB.
4072000000	903	SUPPORTS, 3 LB STEEL U-CHANNEL	2217	L.F.
4096000000	904	SIGN ERECTION, TYPE D	14	EA.
4102000000	904	SIGN ERECTION, TYPE E	113	EA.
4108000000	904	SIGN ERECTION, TYPE F	8	EA.
4110000000	904	SIGN ERECTION, TYPE A (GROUND MOUNTED)	1	EA.
4110000000	904	SIGN ERECTION, TYPE B (GROUND MOUNTED)	1	EA.
4116100000	904	SIGN ERECTION, RELOCATE SIGN TYPE A (GROUND MOUNTED)	2	EA.
4116100000	904	SIGN ERECTION, RELOCATE SIGN TYPE D (GROUND MOUNTED)	4	EA.
4138000000	907	DISPOSAL OF SUPPORT, STEEL BEAM	4	EA.
4152000000	907	DISPOSAL OF SIGN SYSTEM, STEEL BEAM	1	EA.
4155000000	907	DISPOSAL OF SIGN SYSTEM, U-CHANNEL	46	EA.
4158000000	907	DISPOSAL OF SIGN SYSTEM, WOOD	6	EA.
4192000000	907	DISPOSAL OF SUPPORT, U-CHANNEL	4	EA.
4915000000	1264	7' U-CHANNEL POST	3	EA.
4955000000	1264	OBJECT MARKERS (END OF ROAD)	3	EA.

ROADWAY STANDARD DRAWINGS

THE FOLLOWING ROADWAY STANDARDS AS APPEAR IN "ROADWAY STANDARD DRAWINGS" - PROJECT SERVICES UNIT - N.C. DEPARTMENT OF TRANSPORTATION - RALEIGH, N.C., DATED JANUARY 2018 ARE APPLICABLE TO THIS PROJECT AND BY REFERENCE HEREBY ARE CONSIDERED A PART OF THESE PLANS:

STD. NO.	TITLE
901.10	TYPE 'A' SIGNS (SHEET 2 OF 2)
901.50	ARROWS AND SHIELDS
901.70	SIGN STRINGERS AND SUPPORT SPACING
901.80	SIGN MOUNTING DETAILS - FOR TYPE A AND TYPE B SIGNS
903.10	GROUND MOUNTED SIGN SUPPORTS
904.10	ORIENTATION OF GROUND MOUNTED SIGNS
904.20	SECONDARY SIGN MOUNTING
904.50	MOUNTING OF TYPE 'D', 'E' AND 'F' SIGNS ON 'U' CHANNEL POSTS
910.40	SINGLE/TWO LANE ROUNDABOUT SIGNING, WITH PEDESTRIANS
1264.01	OBJECT MARKERS, TYPE
1264.02	OBJECT MARKERS, INSTALLATION

REVISED ROADWAY STANDARD DRAWINGS

THE FOLLOWING REVISED ROADWAY STANDARDS ARE USED ON THIS PROJECT:

STD. NO.	TITLE	
901D10	TYPE 'A' SIGNS (SHEET 1 OF 2)	SEE SHEET SGN-1A
901D20	TYPE 'B' SIGNS	SEE SHEET SGN-1B

GENERAL NOTES


- CONFIRM IN WRITING AT LEAST 4 MONTHS IN ADVANCE, THE ACTUAL DATE THE DEPARTMENT FURNISHED SIGNS WILL BE REQUIRED.
- ALL PROPOSED SIGNS SEE PROJECT NOTE 9 UNLESS OTHERWISE NOTED.
- ALL TYPE 'D' SIGNS SHALL BE MOUNTED ON TWO U-CHANNEL POSTS UNLESS OTHERWISE INDICATED ON THE PLANS.
- IF REMOVAL OR RELOCATION OF SIGNS ON PRIVATE STREET (NON-STATE MAINTAINED) IS REQUIRED DUE TO CONSTRUCTION, THE CONTRACTOR SHALL INFORM THE ENGINEER. THE WORK WILL BE COMPLETED BY OTHERS.
- WHEN NOT STATIONED OR DIMENSIONED ON PLANS, ALL 'E' AND 'F' SIGNS SHALL BE FIELD LOCATED BY THE ENGINEER.
- ALL EXISTING SIGNS ON "U" CHANNEL POST WITHIN THE PROJECT LIMITS SHALL BE REMOVED AND DISPOSED OF UNLESS OTHERWISE NOTED ON PLANS.
- WHEN EXISTING SIGNS ARE REMOVED AND INSTALLED ON NEW SUPPORTS, THE RE-ERECTION SHALL IMMEDIATELY FOLLOW THE REMOVAL.
- THE BACKGROUND FOR TYPE E & F SIGNS SHALL BE TYPE C REFLECTIVE SHEETING.
- DO NOT BEGIN FABRICATION FOR TYPES A & B SIGNS MOUNTED ON OVERHEAD STRUCTURES OR STEEL SUPPORTS UNTIL "S" DIMENSIONS HAVE BEEN FIELD VERIFIED.
- SEE ROADWAY PLANS FOR GUARD/GUIDE RAIL DETAILS.

INDEX

SHEET NO.	DESCRIPTION
SGN-1	TITLE SHEET
SGN-1A	TYPE 'A' SIGNS (SHEET 1 OF 2)
SGN-1B	TYPE 'B' SIGNS
SGN-2	SUPPORT INFORMATION
SGN-2A-2F	SIGN DESIGNS
SGN-3-3B	E AND F SHEETS
SGN-4-10	EXISTING AND PROPOSED SIGNS

PLAN SUBMITTED TO:

Russell Broadwell, PE; Project Engineer



PLAN PREPARED BY: VHB Engineering NC, P.C.

John Townsend, PE Project Engineer



940 Main Campus Drive, Suite 500 Raleigh, NC 27606
NC License No. C-3705

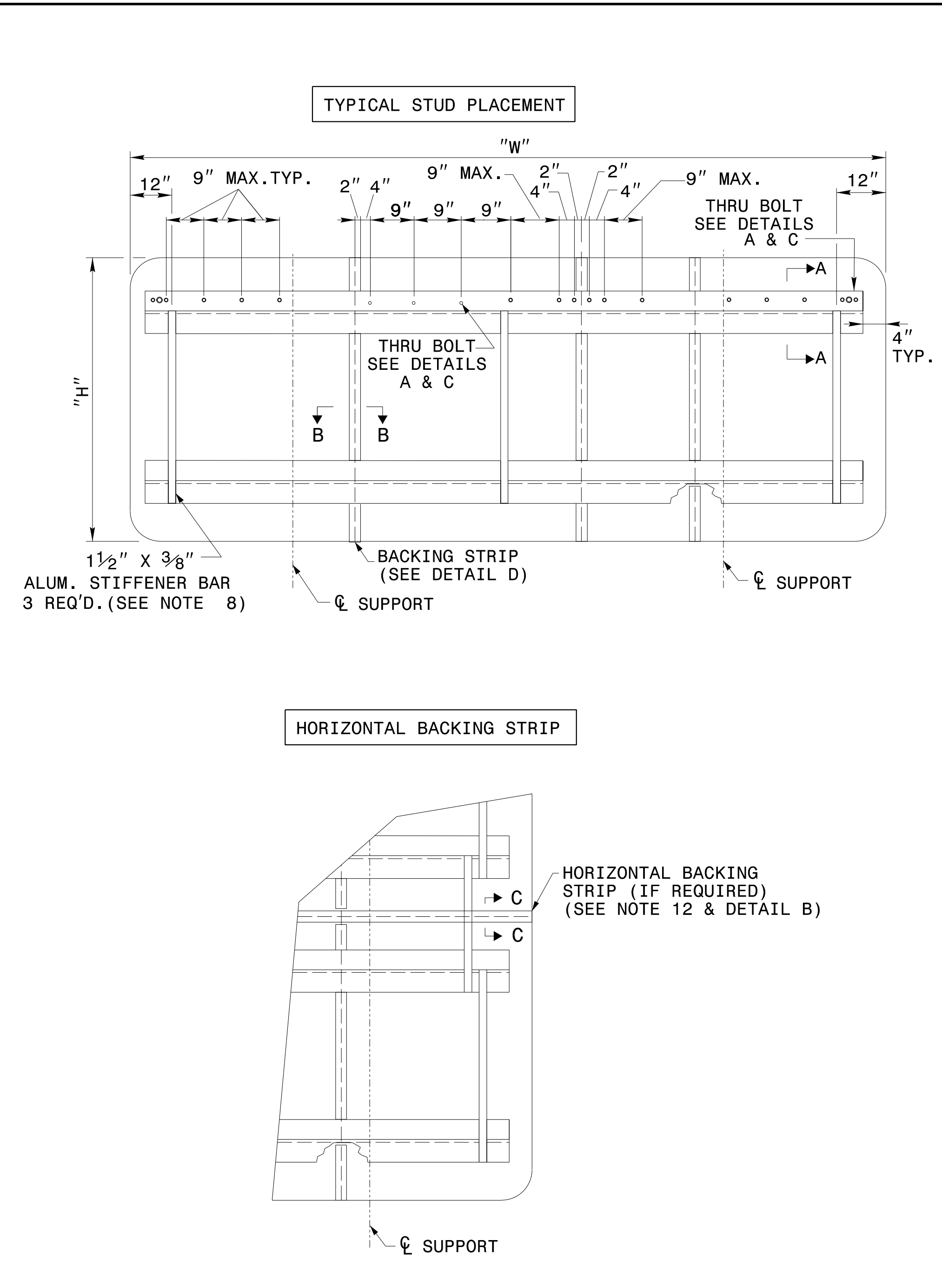
TIP NO.	SHEET NO.
DocuSigned by: Matthew V. Springer <small>EC60F9E8B684403</small>	
APPROVED:	
DATE:	11/2/2021
SEAL	

STATE OF NORTH CAROLINA
 DEPT. OF TRANSPORTATION
 DIVISION OF HIGHWAYS
 RALEIGH, N.C.

2-19

ENGLISH DETAIL DRAWING FOR
TYPE 'A' SIGNS
 WELDED STUD CONSTRUCTION

SHEET 1 OF 2
901D10



NOTES:

1. USE THE NUMBER AND SIZE OF SUPPORTS SHOWN ON THE SUPPORT CHART IN PROJECT PLANS.
2. FABRICATE SIGN PANEL SECTIONS WITH SHEETS 4'-0" WIDE. WHEN FABRICATING SIGNS WHICH ARE NOT MULTIPLES OF 4'-0" IN WIDTH, DO NOT CUT MORE THAN TWO SHEETS TO LESS THAN 4'-0" IN WIDTH. THESE PANELS SHALL NOT BE LESS THAN 1'-0" IN WIDTH.
3. SEE NCDOT STANDARD SPECIFICATIONS FOR ROADS AND STRUCTURES, FOR TYPE OF MATERIAL TO BE USED FOR SIGN PANELS, HANGER ASSEMBLIES, AND SUPPORTS.
4. USE GALVANIZED STEEL FOR BACKING PLATES AND MOUNTING BOLTS.
5. SEE ROADWAY STANDARD 904.20 WHEN TYPE "B" SECONDARY SIGN MOUNTING IS REQUIRED.
6. DETAILS FOR TYPE "A" SECONDARY SIGNS SHALL BE THE SAME AS FOR TYPE "A" SIGNS.
7. THE VERTICAL DIMENSION BETWEEN PRIMARY AND SECONDARY SIGNS IS TWO (2) INCHES.
8. ADJUST STIFFENERS TO AVOID CONFLICT WITH SUPPORTS.
9. SEE ROADWAY STANDARD 901.70 FOR SUPPORT AND "Z" BAR SPACING.
10. FABRICATE SIGNS TALLER THAN 12'-0" AS TWO SEPARATE SIGNS WITH A HORIZONTAL SPLICE. LOCATE STRINGERS ON EACH SECTION OF THE SIGN BY THE SIGN STRINGER CHART. (SEE ROADWAY STANDARD 901.70)
11. FABRICATE SIGNS TALLER THAN 12'-0" BUT SHORTER THAN 14'-6" WITH A HORIZONTAL SPLICE LOCATED 7'-0" FROM BOTTOM OF SIGN.
12. FABRICATE SIGNS 14'-6" TALL AND TALLER WITH A HORIZONTAL SPLICE. LOCATE THE SPLICE AT LEAST HALF OF THE SIGN HEIGHT FROM THE BOTTOM AND AT LEAST 7'-0" FROM THE TOP.
13. THERE SHALL ONLY BE A 1/8" GAP BETWEEN THE VERTICAL BACKING STRIP AND THE "Z" BAR.
14. SEE ROADWAY STANDARD 901.80 FOR DETAILS SHOWING SIGN MOUNTING TO SUPPORTS.
15. PLACE NYLON WASHER UNDER HEAD OF 3/8" THRU BOLTS.
16. FABRICATE EACH SIGN WITH 3/8" DIA. THRU BOLT, 4" FROM EACH END OF EACH "Z" BAR THRU SIGN PANEL AND "Z" BAR. SEE DETAILS A & C.
17. FABRICATE EACH SIGN WITH 3/8" DIA. THRU BOLT CENTERED IN EACH PANEL THRU THE TOP AND BOTTOM "Z" BAR. CENTERED THRU BOLT REQUIRED IN END PANELS GREATER THAN 2'-0" WIDE. SEE DETAILS A & C.
18. THRU BOLTS WILL HAVE A MINIMUM 1/16" TO MAXIMUM 1/8" GAP

STATE OF NORTH CAROLINA
 DEPT. OF TRANSPORTATION
 DIVISION OF HIGHWAYS
 RALEIGH, N.C.


2-19

ENGLISH DETAIL DRAWING FOR
TYPE 'A' SIGNS
 WELDED STUD CONSTRUCTION

SHEET 1 OF 2
901D10

**REVISED SIGNING
 ROADWAY STANDARD DRAWING**

I:\2\2021\S&B\Standards and Drawings\Drawings\2018 Standard Dwg\Division 9 Final\09010_sgn_sht01_type a_sgn_2-19.dgn
 User:mspringer

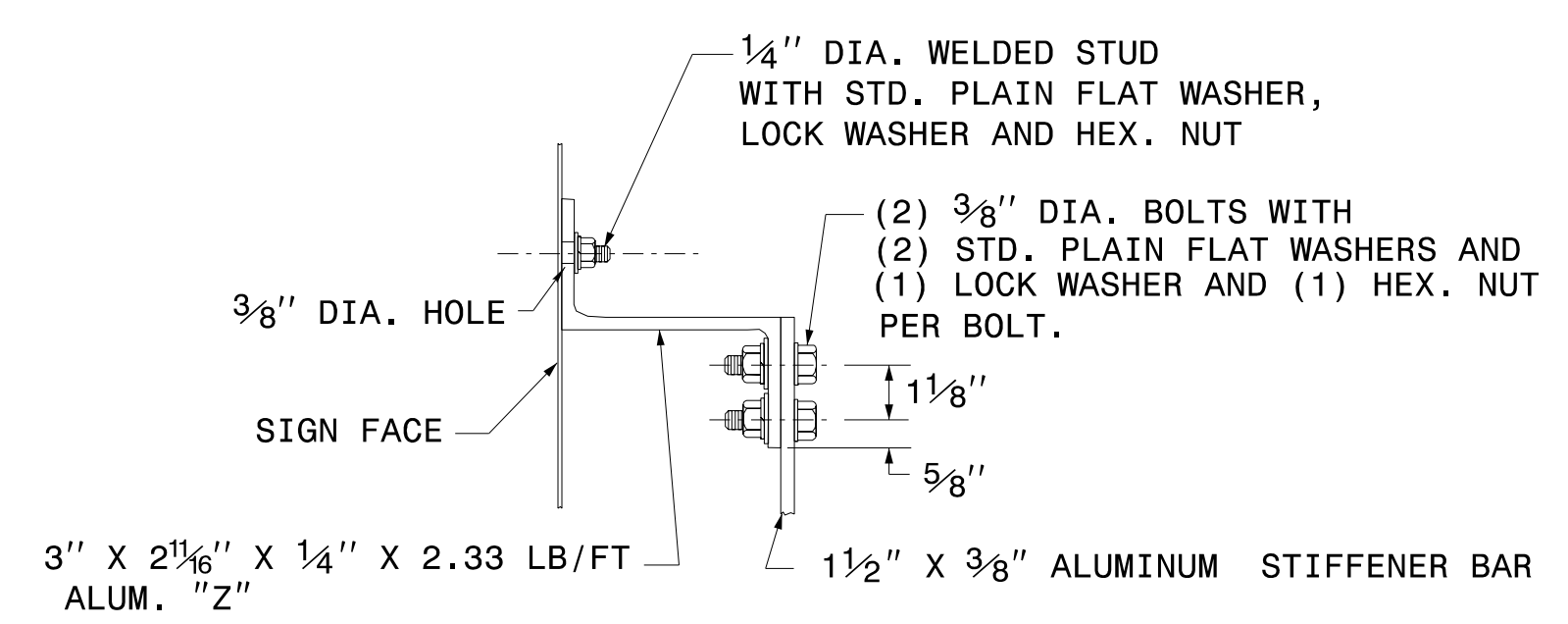
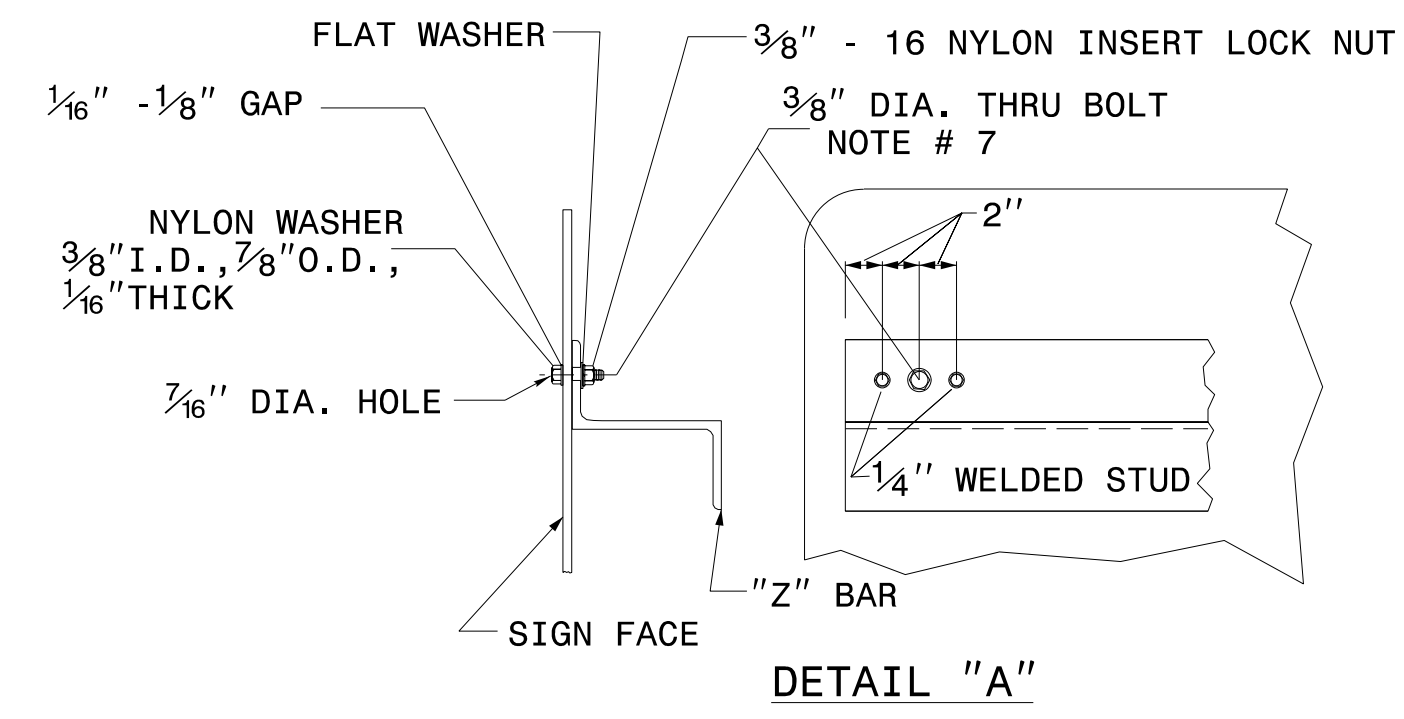
TIP NO.	SHEET NO.
APPROVED: <u>Matthew V. Springer</u> BC60FEE8B84403	
DATE: 11/2/2021	
SEAL	
	

STATE OF NORTH CAROLINA
DEPT. OF TRANSPORTATION
DIVISION OF HIGHWAYS
RALEIGH, N.C.

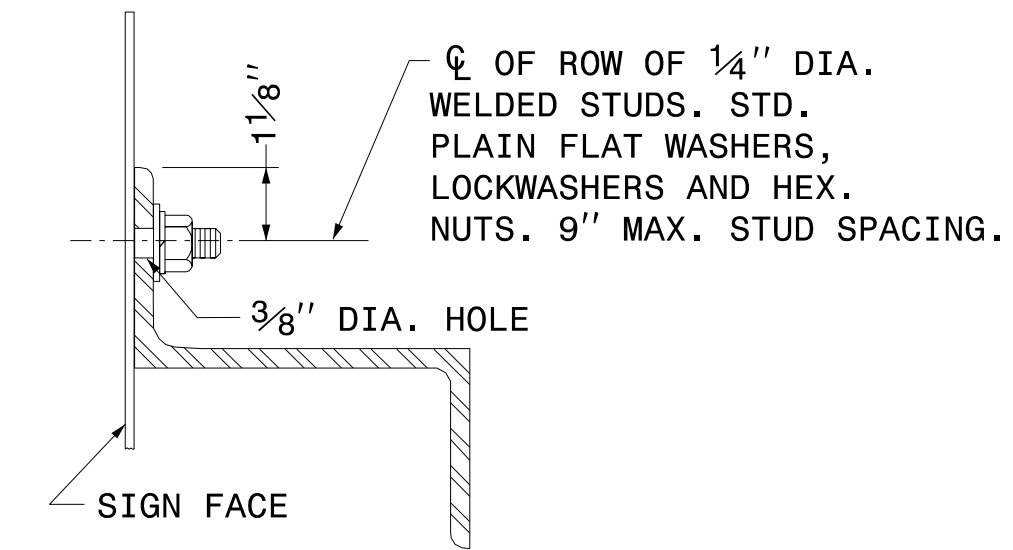
2-19

ENGLISH DETAIL DRAWING FOR
TYPE 'B' SIGNS
WELDED STUD CONSTRUCTION

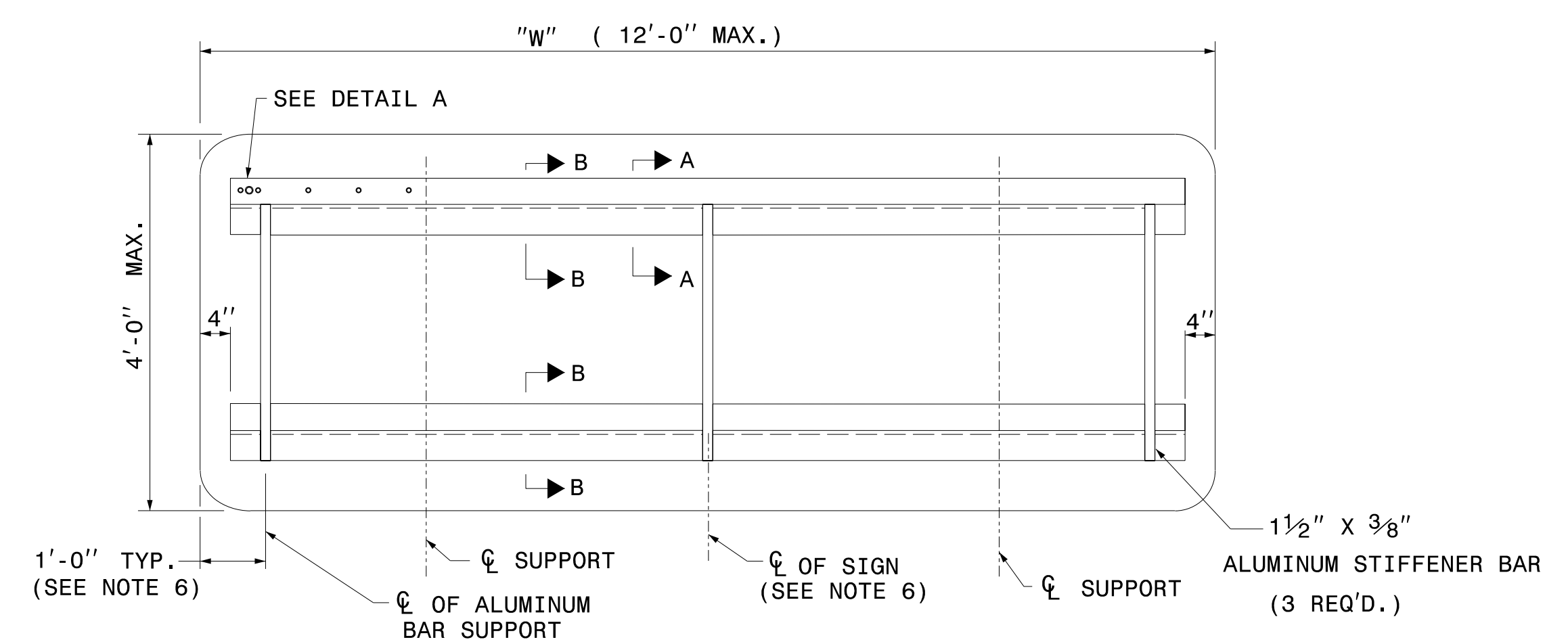
SHEET 1 OF 1
901D20



SECTION A-A
STIFFENER DETAIL



SECTION B-B



- NOTES:
1. USE NUMBER AND SIZE OF SUPPORTS SHOWN ON SUPPORT CHART IN PROJECT PLAN SHEETS.
 2. SEE NCDOT STANDARD SPECIFICATIONS FOR ROADS AND STRUCTURES FOR THE TYPE OF MATERIAL TO BE USED FOR SIGN PANELS, HANGER ASSEMBLIES AND SUPPORTS.
 3. FURNISH ALL MOUNTING HARDWARE.
 4. USE GALVANIZED STEEL FOR BACKING PLATES AND MOUNTING BOLTS.
 5. THE VERTICAL DIMENSION BETWEEN PRIMARY AND SECONDARY SIGNS IS TWO (2) INCHES.
 6. ADJUST STIFFENERS TO AVOID CONFLICT WITH SUPPORTS.
 7. FABRICATE EACH SIGN WITH A 3/8" DIA. BOLT 4" FROM EACH END OF EACH "Z" BAR THRU SIGN PANEL AND "Z" BAR.
 8. SEE ROADWAY STANDARD 901.70 FOR SUPPORT AND "Z" BAR SPACING.
 9. SEE ROADWAY STANDARD 901.80 FOR DETAILS SHOWING SIGN MOUNTING TO SUPPORTS.
 10. PLACE NYLON WASHER UNDER HEAD OF 3/8" THRU BOLT.
 11. THRU BOLTS WILL HAVE A MINIMUM 1/16" TO MAXIMUM 1/8" GAP.

STATE OF NORTH CAROLINA
DEPT. OF TRANSPORTATION
DIVISION OF HIGHWAYS
RALEIGH, N.C.

2-19

ENGLISH DETAIL DRAWING FOR
TYPE 'B' SIGNS
WELDED STUD CONSTRUCTION

SHEET 1 OF 1
901D20

**REVISED SIGNING
ROADWAY STANDARD DRAWING**

11/2/2021 S:\S&D\Standards and Drawings\Drawings\2018 Standard Dwgs\Division 9 Final\090120.sgn_type b sign-2-19.dgn User:mspringer

3-14-18

TIP NO.	SHEET NO.
U - 5996	SGN - 2
APPROVED: _____	
DATE: _____	
SEAL	
11/16/2021	
DOCUMENT NOT CONSIDERED FINAL UNLESS ALL SIGNATURES COMPLETED	

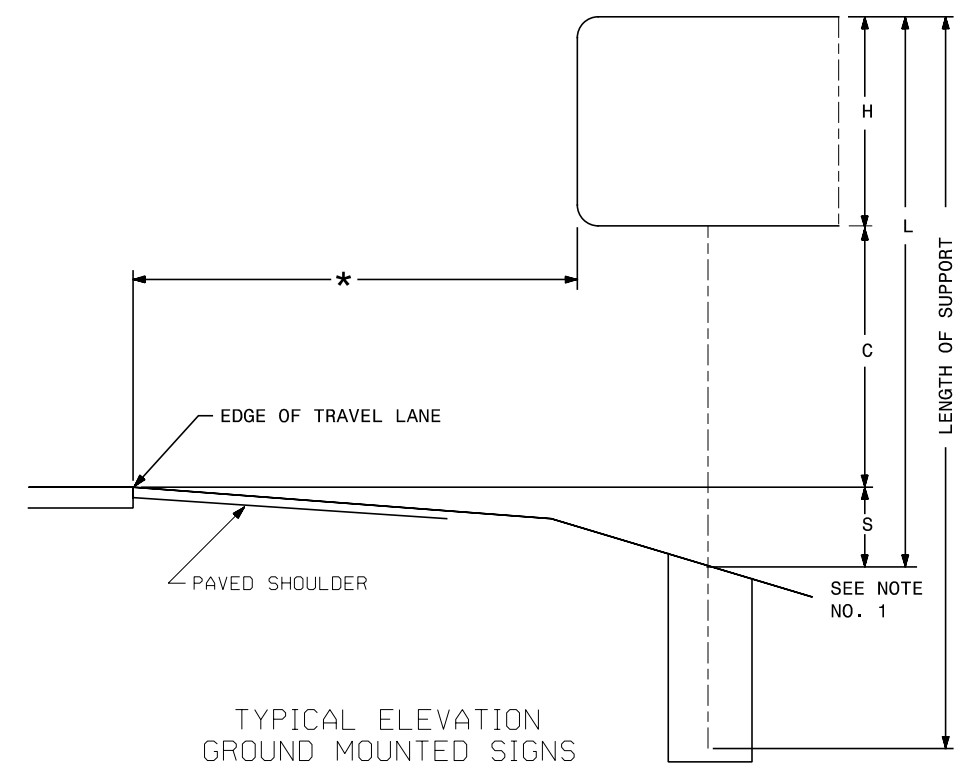


Version: 3.1 Posted: 6/2/2017

NUMBER	SIGN			ROADWAY STATION	NUMBER OF SUPPORTS	BEAM SECTION	SUPPORT TYPE BA or S	OMNI COUPLER	ATTACHMENT METHOD	MOUNTING METHOD	HORIZONTAL CLEARANCE* (ft.)	SUPPORT SPACING	LENGTH (ft)			LEFT SUPPORT (ft)			CENTER SUPPORT (ft)			RIGHT SUPPORT (ft)			SUPPORT WEIGHTS		FOOTINGS				FIELD VERIFIED SEE NOTE 2 (mm/dd/yy)	
	TYPE	SIZE (in.)											SNS HT	MTG HT	EMBED- MENT	S	L	LENGTH	S	L	LENGTH	S	L	LENGTH	B/A (lbs.)	SIMPLE (lbs.)	DIAMETER (ft.)	DEPTH (ft.)	REINFORCED (c.y.)	PLAIN (c.y.)		
		w	x										h	"H"	"C"																	
101A 101B	B A	132 234	x x	30 186	-Y23- 17+45	3	W14x30	BA	N/A	1-R N/A	N/A N/A	36.12	7.75 NON-STD. SPACING	15.50	9.80	4.5	2.09	27.39	31.89	-0.49	24.81	29.31	-2.80	22.50	27.00	3261.00	0	3.0	5	3.93	0.00	
901	A	90	x	84	-L1RPB- 12+12	2	S4x7.7	BA	N/A	N/A	N/A	20.00	4.40	7.00	7.00	3.5	1.77	15.77	19.27	0.00	0.00	0.00	1.54	15.54	19.04	334.99	0	1.0	4	0.00	0.23	
902	A	90	x	84	-L1RPD- 9+94	2	S4x7.7	BA	N/A	N/A	N/A	20.00	4.40	7.00	7.00	3.0	0.81	14.81	17.81	0.00	0.00	0.00	0.47	14.47	17.47	311.66	0	1.0	3.5	0.00	0.20	
																	TOTAL	TOTAL		TOTAL	TOTAL											
																	3907.64	0.00		3.93	0.44											
																	USE:	3908.00	0.00		4.00	1.00										


NOTES

- DIMENSION "S" REPRESENTS AN INCREASE (+), OR A DECREASE (-) IN POLE LENGTH, RELATIVE TO THE ELEVATION OF THE EDGE OF TRAVEL LANE.
- FIELD VERIFICATIONS SHALL BE REQUIRED FOR ALL SUPPORTS, SEE (*) ARTICLE 903-3. FABRICATORS SHALL BE AISC CERTIFIED IN CATEGORY 1, SEE (*) ARTICLE 1072-1. (*) = N.C.D.O.T. STANDARD SPECIFICATIONS FOR ROADS AND STRUCTURES
- PLAN LOCATIONS FOR EXISTING UTILITIES ARE BASED ON THE BEST AVAILABLE INFORMATION AND, THEREFORE MAY NOT BE PRECISELY ACCURATE. THEREFORE, IT IS INCUMBENT UPON THE CONTRACTOR TO DETERMINE THE EXACT LOCATION OF UTILITIES BEFORE BEGINNING WORK IN A LOCATION.



TYPE "A" AND TYPE "B" GROUND MOUNTED SIGNS

11/3/2021 R:\Trg\Trg\Signing\CADD\Signing_Layout_Plane\5996_sgn_psh02.dgn User:jtownsend

TIP NO.	SHEET NO.
U-5996	SGN-2A
APPROVED: _____	
DATE: _____	
SEAL	
	
11/16/2021	
DOCUMENT NOT CONSIDERED FINAL UNLESS ALL SIGNATURES COMPLETED	



SIGN NUMBER: 101A BACKG COLOR: Green
 TYPE: B COPY COLOR: White
 QUANTITY: 1

SYMBOL	X	Y	WID	HT

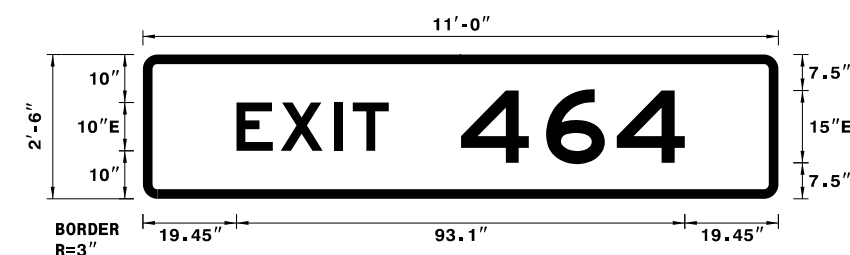
SIGN WIDTH: 11'-0"
 HEIGHT: 2'-6"
 TOTAL AREA: 27.5 Sq.Ft.

BORDER TYPE: FLUSH
 RECESS: 0"
 WIDTH: 2"
 RADII: 3"

NO. Z BARS: 2
 LENGTH: 124.0

MAT'L: 0.125" (3.2 mm) ALUMINUM

DESIGN BY: JGT CHECKED BY: Dec 17, 2019
 PROJECT ID: U-5996 LOCATION: DIV: 04



USE NOTES:
 1. Legend and border(except those that are colored black) shall be direct applied Grade C sheeting.
 2. Background shall be Grade C reflective sheeting.

Spacing Factor is 1 unless specified otherwise
 Spacing Factor for "EXIT" is 1.2

LETTER POSITIONS

Letter spacings are to start of next letter

Series/Size	Text Length										
E 2000	19.5	9.2	11.1	3.8	7.5	15	17.7	14.7	14.1	19.5	93.1

FILENAME: u5996_sgn_101A NORTH CAROLINA D.O.T. SIGN DETAIL

SIGN NUMBER: 301 BACKG COLOR: Green
 TYPE: D COPY COLOR: White
 QUANTITY: 1

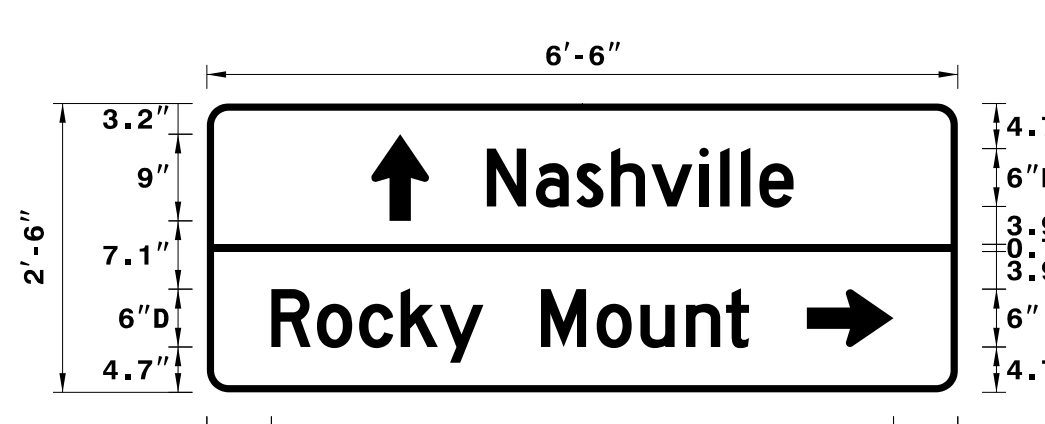
SYMBOL	X	Y	WID	HT
AR_Type D	17.1	17.8	6	9
AR_Type D	62.3	4.7	6	9

SIGN WIDTH: 6'-6"
 HEIGHT: 2'-6"
 TOTAL AREA: 16.3 Sq.Ft.

BORDER TYPE: FLUSH
 RECESS: 0"
 WIDTH: 0.75"
 RADII: 2.25"

NO. Z BARS: LENGTH: MAT'L: 0.125" (3.2 mm) ALUMINUM

DESIGN BY: JGT CHECKED BY: Mar 30, 2020
 PROJECT ID: U-5996 LOCATION: DIV: 04



USE NOTES:
 1. Legend and border(except those that are colored black) shall be direct applied Grade C sheeting.
 2. Background shall be Grade C reflective sheeting.
 3. Shields; A, B, and C type arrows shall be on 0.032" (0.8mm) aluminum with Grade C reflective sheeting and demountable.

Spacing Factor is 1 unless specified otherwise

LETTER POSITIONS

Letter spacings are to start of next letter

Series/Size	Text Length													
D 2000	29.1	5.1	4.2	3.6	4.2	5	2.2	2.2	1.9	3.5	17.1	31.9		
D 2000	6.7	4.7	4.4	4.3	4.1	4.5	6	5.8	4.6	4.7	4.1	2.4	21.7	49.6

FILENAME: u5996_sgn_301 NORTH CAROLINA D.O.T. SIGN DETAIL

SIGN NUMBER: 101B BACKG COLOR: Green
 TYPE: A COPY COLOR: White
 QUANTITY: 1

SYMBOL	X	Y	WID	HT
M1_1	93	120.2	48	48


SIGN WIDTH: 19'-6"
 HEIGHT: 15'-6"
 TOTAL AREA: 302.3 Sq.Ft.

BORDER TYPE: FLUSH
 RECESS: 0"
 WIDTH: 3"
 RADII: 12"

NO. Z BARS: 6
 LENGTH: 224.0

MAT'L: 0.125" (3.2 mm) ALUMINUM

DESIGN BY: JGT CHECKED BY: Jan 02, 2020
 PROJECT ID: U-5996 LOCATION: DIV: 04



USE NOTES:
 1. Legend and border(except those that are colored black) shall be direct applied Grade C sheeting.
 2. Background shall be Grade C reflective sheeting.
 3. Shields; A, B, and C type arrows shall be on 0.032" (0.8mm) aluminum with Grade C reflective sheeting and demountable.
 4. Proposed support spacing is 7.75'.

Spacing Factor is 1 unless specified otherwise

LETTER POSITIONS

Letter spacings are to start of next letter

Series/Size	Text Length														
EM 2000	21.3	18.4	19	21	17.4	14.8	15	17.2	21.2	12	12	10.2	13.2	21.3	191.4
EM 2000	40.5	21.6	10.2	19.4	21.2	28.2	19.8	19.4	13.2	40.5	153				
E 2000	73.2	30	18	14.4	5.3	11	9	73.2	87.7						

FILENAME: u5996_sgn_101B NORTH CAROLINA D.O.T. SIGN DETAIL

11/3/2021 R:\Traffic\Signing\CADD\Signing Layout Plans\U5996_sgn_psh02A.dgn User:jtownsend

SIGN DESIGNS

TIP NO.	SHEET NO.
U-5996	SGN-2B
APPROVED: _____	
DATE: _____	
SEAL	
11/16/2021	
DOCUMENT NOT CONSIDERED FINAL UNLESS ALL SIGNATURES COMPLETED	



SIGN NUMBER: 302 BACKG COLOR: Green
 TYPE: D COPY COLOR: White

DESIGN BY: JGT CHECKED BY: Mar 30, 2020
 PROJECT ID: U-5996 LOCATION: DIV: 04

QUANTITY: 1

SYMBOL	X	Y	WID	HT
AR_FISHOOK	8.5	29	10.1	10.8
AR_Type D	91.2	10.8	6	9

SIGN WIDTH: 9'-0"
 HEIGHT: 3'-6"
 TOTAL AREA: 31.5 Sq.Ft.

BORDER TYPE: FLUSH
 RECESS: 0"
 WIDTH: 0.75"
 RADII: 3"

NO. Z BARS: 2 MAT'L: 0.125" (3.2 mm) ALUMINUM
 LENGTH: 100.0

USE NOTES:
 1. Legend and border(except those that are colored black) shall be direct applied Grade C sheeting.
 2. Background shall be Grade C reflective sheeting.
 3. Shields; A, B, and C type arrows shall be on 0.032" (0.8mm) aluminum with Grade C reflective sheeting and demountable.

BORDER R=3" TH=0.75"

Spacing Factor is 1 unless specified otherwise

LETTER POSITIONS

Letter spacings are to start of next letter

	Letter spacings are to start of next letter																		Series/Size		
																			Text Length		
	N	o	r	t	h	e	r	n	N	a	s	h	H	i	g	h			D 2000		
	24.7	5.2	4.6	2.5	3.1	4.4	4.4	3	3.5	6	5.1	4.2	3.6	3.5	6	5.4	1.9	4.8	3.5	8.5	74.8
	N	a	s	h	C	o	m	m	C	o	l	l	e	g	e						D 2000
	8.2	5.1	4.2	3.6	3.5	6	5	4.6	7.1	5.9	6	5	4.6	2.2	1.9	4.1	4.6	3.5	22.7		77.1
	N	a	s	h	C	e	n	t	r	a	l	H	i	g	h						D 2000
	8.2	5.1	4.2	3.6	3.5	6	5	4.4	4.1	3.1	2.7	4.6	1	6	5.4	1.9	4.8	3.5	30.9		68.9

FILENAME: u5996_sgn_302 NORTH CAROLINA D.O.T. SIGN DETAIL

SIGN NUMBER: 304 BACKG COLOR: Green
 TYPE: D COPY COLOR: White

DESIGN BY: JGT CHECKED BY: Mar 30, 2020
 PROJECT ID: U-5996 LOCATION: DIV: 04

QUANTITY: 1

SYMBOL	X	Y	WID	HT
AR_Type D	8.1	17.9	6	9
AR_FISHHOOK	6	2.2	10.1	10.8

SIGN WIDTH: 5'-0"
 HEIGHT: 2'-6"
 TOTAL AREA: 12.5 Sq.Ft.

BORDER TYPE: FLUSH
 RECESS: 0"
 WIDTH: 0.75"
 RADII: 2.25"

NO. Z BARS: MAT'L: 0.125" (3.2 mm) ALUMINUM
 LENGTH:

USE NOTES:
 1. Legend and border(except those that are colored black) shall be direct applied Grade C sheeting.
 2. Background shall be Grade C reflective sheeting.
 3. Shields; A, B, and C type arrows shall be on 0.032" (0.8mm) aluminum with Grade C reflective sheeting and demountable.

BORDER R=2.25" TH=0.75"

Spacing Factor is 1 unless specified otherwise

LETTER POSITIONS

Letter spacings are to start of next letter

	Letter spacings are to start of next letter											Series/Size
												Text Length
	R	e	d	O	a	k						D 2000
	22.1	4.7	4.1	3.6	6	5.2	4.6	3.8	5.8			32
	N	a	s	h	v	i	l	l	e			D 2000
	22.1	5.1	4.2	3.6	4.2	5	2.2	2.2	1.9	3.5	6	31.9

FILENAME: u5996_sgn_304 NORTH CAROLINA D.O.T. SIGN DETAIL

SIGN NUMBER: 303 BACKG COLOR: Green
 TYPE: D COPY COLOR: White

DESIGN BY: JGT CHECKED BY: Mar 30, 2020
 PROJECT ID: U-5996 LOCATION: DIV: 04

QUANTITY: 1

SYMBOL	X	Y	WID	HT
AR_FISHOOK	6.1	3.6	10.1	10.8

SIGN WIDTH: 5'-0"
 HEIGHT: 1'-6"
 TOTAL AREA: 7.5 Sq.Ft.

BORDER TYPE: FLUSH
 RECESS: 0"
 WIDTH: 0.75"
 RADII: 1.5"

NO. Z BARS: MAT'L: 0.125" (3.2 mm) ALUMINUM
 LENGTH:

USE NOTES:
 1. Legend and border(except those that are colored black) shall be direct applied Grade C sheeting.
 2. Background shall be Grade C reflective sheeting.
 3. Shields; A, B, and C type arrows shall be on 0.032" (0.8mm) aluminum with Grade C reflective sheeting and demountable.

BORDER R=1.5" TH=0.75"

Spacing Factor is 1 unless specified otherwise
 Spacing Factor for "Red Oak" is 0.75

LETTER POSITIONS

Letter spacings are to start of next letter

	Letter spacings are to start of next letter										Series/Size
											Text Length
	R	e	d	O	a	k					D 2000
	22.7	4.6	4	3.6	6	4.9	4.3	3.8	6.1		31.2

FILENAME: u5996_sgn_303 NORTH CAROLINA D.O.T. SIGN DETAIL

11/3/2021 R:\Traffic\Signing\CADD\Signing Layout Plans\U5996_sgn_psh02B.dgn User:jtownsend

SIGN DESIGNS

TIP NO.	SHEET NO.
U-5996	SGN-2C
APPROVED: _____	
DATE: _____	
SEAL	
11/16/2021	
DOCUMENT NOT CONSIDERED FINAL UNLESS ALL SIGNATURES COMPLETED	



SIGN NUMBER: 305 **BACKG COLOR:** Green
TYPE: D **COPY COLOR:** White
QUANTITY: 1

SYMBOL	X	Y	WID	HT
AR_FISHOOK	6.1	3.6	10.1	10.8

SIGN WIDTH: 6'-6"
HEIGHT: 1'-6"
TOTAL AREA: 9.8 Sq.Ft.

BORDER TYPE: FLUSH
RECESS: 0"
WIDTH: 0.75"
RADII: 1.5"

NO. Z BARS: _____
LENGTH: _____

DESIGN BY: JGT **CHECKED BY:** _____ **Mar 30, 2020**
PROJECT ID: U-5996 **LOCATION:** _____ **DIV:** 04

BORDER
R=1.5"
TH=0.75"

USE NOTES:
 1. Legend and border (except those that are colored black) shall be direct applied Grade C sheeting.
 2. Background shall be Grade C reflective sheeting.
 3. Shields; A, B, and C type arrows shall be on 0.032" (0.8mm) aluminum with Grade C reflective sheeting and demountable.

Spacing Factor is 1 unless specified otherwise

LETTER POSITIONS

Letter spacings are to start of next letter													Series/Size	
													Text Length	
													D 2000	
	R	o	c	k	y		M	o	u	n	t			49.6
	22.3	4.7	4.4	4.3	4.1	4.5	6	5.8	4.6	4.7	4.1	2.4	6.1	

FILENAME: u5996_sgn_305 NORTH CAROLINA D.O.T. SIGN DETAIL

SIGN NUMBER: 307 **BACKG COLOR:** Green
TYPE: D **COPY COLOR:** White
QUANTITY: 1

SYMBOL	X	Y	WID	HT
AR_Type D	44.5	6	6	9

SIGN WIDTH: 5'-0"
HEIGHT: 1'-6"
TOTAL AREA: 7.5 Sq.Ft.

BORDER TYPE: FLUSH
RECESS: 0"
WIDTH: 0.75"
RADII: 1.5"

NO. Z BARS: _____
LENGTH: _____

DESIGN BY: JGT **CHECKED BY:** _____ **Jan 02, 2020**
PROJECT ID: U-5996 **LOCATION:** _____ **DIV:** 04

BORDER
R=1.5"
TH=0.75"

USE NOTES:
 1. Legend and border (except those that are colored black) shall be direct applied Grade C sheeting.
 2. Background shall be Grade C reflective sheeting.

Spacing Factor is 1 unless specified otherwise

LETTER POSITIONS

Letter spacings are to start of next letter											Series/Size
											Text Length
											D 2000
	R	e	d		O	a	k				32
	6.5	4.7	4.1	3.6	6	5.2	4.6	3.8	21.5		

FILENAME: u5996_sgn_307 NORTH CAROLINA D.O.T. SIGN DETAIL

SIGN NUMBER: 306 **BACKG COLOR:** Green
TYPE: D **COPY COLOR:** White
QUANTITY: 1

SYMBOL	X	Y	WID	HT
AR_FISHOOK	7.3	22.9	10.1	10.8
AR_Type D	89.9	4.8	6	9

SIGN WIDTH: 9'-0"
HEIGHT: 3'-6"
TOTAL AREA: 31.5 Sq.Ft.

BORDER TYPE: FLUSH
RECESS: 0"
WIDTH: 0.75"
RADII: 3"

NO. Z BARS: 2
LENGTH: 100.0

DESIGN BY: JGT **CHECKED BY:** _____ **Mar 30, 2020**
PROJECT ID: U-5996 **LOCATION:** _____ **DIV:** 04

BORDER
R=3"
TH=0.75"

USE NOTES:
 1. Legend and border (except those that are colored black) shall be direct applied Grade C sheeting.
 2. Background shall be Grade C reflective sheeting.
 3. Shields; A, B, and C type arrows shall be on 0.032" (0.8mm) aluminum with Grade C reflective sheeting and demountable.

Spacing Factor is 1 unless specified otherwise

LETTER POSITIONS

Letter spacings are to start of next letter																Series/Size				
																Text Length				
																D 2000				
	N	a	s	h		C	o	m	m		C	o	l	l	e	g	e		77.1	
	23.4	5.1	4.2	3.6	3.5	6	5	4.6	7.1	5.9	6	5	4.6	2.2	1.9	4.1	4.6	3.5	7.5	
	N	a	s	h		C	e	n	t	r	a	l		H	i	g	h		68.9	
	23.4	5.1	4.2	3.6	3.5	6	5	4.4	4.1	3.1	2.7	4.6	1	6	5.4	1.9	4.8	3.5	15.7	
	N	o	r	t	h	e	r	n		N	a	s	h		H	i	g	h		74.8
	9.1	5.2	4.6	2.5	3.1	4.4	4.4	3	3.5	6	5.1	4.2	3.6	3.5	6	5.4	1.9	4.8	3.5	24.1

FILENAME: u5996_sgn_306 NORTH CAROLINA D.O.T. SIGN DETAIL

11/3/2021 R:\Trg\Trg\Signing\CADD\Signing_Layout_Plans\U5996_sgn_psh02C.dgn User:jtowndse

SIGN DESIGNS

TIP NO.	SHEET NO.
U-5996	SGN-2D
APPROVED: _____	
DATE: _____	
SEAL	
11/16/2021	
DOCUMENT NOT CONSIDERED FINAL UNLESS ALL SIGNATURES COMPLETED	



SIGN NUMBER: 308 BACKG COLOR: Green
 TYPE: D COPY COLOR: White

DESIGN BY: JGT CHECKED BY: Mar 30, 2020
 PROJECT ID: U-5996 LOCATION: DIV: 04

QUANTITY: 1

SYMBOL	X	Y	WID	HT
AR_Type D	8.2	17.8	6	9
AR_Type D	53.4	4.7	6	9

SIGN WIDTH: 6'-6"
 HEIGHT: 2'-6"
 TOTAL AREA: 16.3 Sq.Ft.

BORDER TYPE: FLUSH
 RECESS: 0"
 WIDTH: 0.75"
 RADII: 2.25"

MAT'L: 0.125" (3.2 mm) ALUMINUM

NO. Z BARS:
 LENGTH:

USE NOTES:
 1. Legend and border(except those that are colored black) shall be direct applied Grade C sheeting.
 2. Background shall be Grade C reflective sheeting.
 3. Shields; A, B, and C type arrows shall be on 0.032" (0.8mm) aluminum with Grade C reflective sheeting and demountable.

Spacing Factor is 1 unless specified otherwise

LETTER POSITIONS

Letter spacings are to start of next letter													Series/Size	
													Text Length	
	R	o	c	k	y		M	o	u	n	t			D 2000
	20.2	4.7	4.4	4.3	4.1	4.5	6	5.8	4.6	4.7	4.1	2.4	8.2	49.6
	N	a	s	h	v	i	l	l	e					D 2000
	15.6	5.1	4.2	3.6	4.2	5	2.2	2.2	1.9	3.5	30.6			31.9

FILENAME: u5996_sgn_308 NORTH CAROLINA D.O.T. SIGN DETAIL

SIGN NUMBER: 310 BACKG COLOR: Green
 TYPE: D COPY COLOR: White

DESIGN BY: JGT CHECKED BY: Mar 30, 2020
 PROJECT ID: U-5996 LOCATION: DIV: 04

QUANTITY: 1

SYMBOL	X	Y	WID	HT
AR_Type D	17.3	3.5	5	7.5

SIGN WIDTH: 3'-6"
 HEIGHT: 3'-0"
 TOTAL AREA: 10.5 Sq.Ft.

BORDER TYPE: FLUSH
 RECESS: 0"
 WIDTH: 1"
 RADII: 3"

MAT'L: 0.125" (3.2 mm) ALUMINUM

NO. Z BARS:
 LENGTH:

USE NOTES:
 1. Legend and border(except those that are colored black) shall be direct applied Grade C sheeting.
 2. Background shall be Grade C reflective sheeting.
 3. Shields; A, B, and C type arrows shall be on 0.032" (0.8mm) aluminum with Grade C reflective sheeting and demountable.

Spacing Factor is 1 unless specified otherwise

LETTER POSITIONS

Letter spacings are to start of next letter													Series/Size	
													Text Length	
	N	O	R	T	H	E	R	N						D 2000
	8.1	3.6	3.7	3	3.1	3.7	3.2	3.4	2.7	7.5				26.4
	N	A	S	H										D 2000
	14.7	3.3	3.7	3.4	2.7	14.1								13.2
	H	I	G	H			S	C	H	O	O	L		D 2000
	3.1	3.7	1.5	3.6	2.7	4	3.3	3.6	3.6	3.6	3.7	2.5	3.1	35.9

FILENAME: u5996_sgn_310 NORTH CAROLINA D.O.T. SIGN DETAIL

SIGN NUMBER: 309 BACKG COLOR: Green
 TYPE: D COPY COLOR: White

DESIGN BY: JGT CHECKED BY: Mar 30, 2020
 PROJECT ID: U-5996 LOCATION: DIV: 04

QUANTITY: 1

SYMBOL	X	Y	WID	HT
AR_Type D	8	4.5	6	9

SIGN WIDTH: 5'-0"
 HEIGHT: 1'-6"
 TOTAL AREA: 7.5 Sq.Ft.

BORDER TYPE: FLUSH
 RECESS: 0"
 WIDTH: 0.75"
 RADII: 1.5"

MAT'L: 0.125" (3.2 mm) ALUMINUM

NO. Z BARS:
 LENGTH:

USE NOTES:
 1. Legend and border(except those that are colored black) shall be direct applied Grade C sheeting.
 2. Background shall be Grade C reflective sheeting.
 3. Shields; A, B, and C type arrows shall be on 0.032" (0.8mm) aluminum with Grade C reflective sheeting and demountable.

Spacing Factor is 1 unless specified otherwise

LETTER POSITIONS

Letter spacings are to start of next letter										Series/Size
										Text Length
	R	e	d		O	a	k			D 2000
	20	4.7	4.1	3.6	6	5.2	4.6	3.8	8	32

FILENAME: u5996_sgn_309 NORTH CAROLINA D.O.T. SIGN DETAIL

11/3/2021 R:\Trg\Trg\Signing\CADD\Signing_Layout\Plans\U5996_sgn_psh020.dgn User:jtownsend

SIGN DESIGNS

TIP NO.	SHEET NO.
U-5996	SGN-2E
APPROVED: _____	
DATE: _____	
SEAL	
<p>DOCUMENT NOT CONSIDERED FINAL UNLESS ALL SIGNATURES COMPLETED</p>	



SIGN NUMBER: 311, 312 **BACKG COLOR:** Green
TYPE: D **COPY COLOR:** White
QUANTITY: 2

SYMBOL	X	Y	WID	HT

SIGN WIDTH: 3'-0"
HEIGHT: 2'-6"
TOTAL AREA: 7.5 Sq.Ft.

BORDER TYPE: FLUSH
RECESS: 0"
WIDTH: 1"
RADII: 3"

MAT'L: 0.125" (3.2 mm) ALUMINUM

NO. Z BARS: _____
LENGTH: _____

DESIGN BY: JGT **CHECKED BY:** _____ **Mar 30, 2020**
PROJECT ID: U-5996 **LOCATION:** _____ **DIV:** 04

BORDER
R=3"
TH=1"

Spacing Factor is 1 unless specified otherwise

LETTER POSITIONS

Letter spacings are to start of next letter

	S	t	o	n	y		Series/Size Text Length	
	7.8	4.4	2.8	4.6	4.2	4.5	7.6	D 2000 20.6
	7.6	5.3	2.8	4.1	4.4	3.8	8	D 2000 20.4

FILENAME: u5996_sgn_311_312 **NORTH CAROLINA D.O.T. SIGN DETAIL**

SIGN NUMBER: 314 **BACKG COLOR:** Green
TYPE: D **COPY COLOR:** White
QUANTITY: 1

SYMBOL	X	Y	WID	HT
AR_Type D	17.3	3.5	5	7.5

SIGN WIDTH: 3'-6"
HEIGHT: 3'-0"
TOTAL AREA: 10.5 Sq.Ft.

BORDER TYPE: FLUSH
RECESS: 0"
WIDTH: 1"
RADII: 3"

MAT'L: 0.125" (3.2 mm) ALUMINUM

NO. Z BARS: _____
LENGTH: _____

DESIGN BY: JGT **CHECKED BY:** _____ **Mar 30, 2020**
PROJECT ID: U-5996 **LOCATION:** _____ **DIV:** 04

BORDER
R=3"
TH=1"

Spacing Factor is 1 unless specified otherwise

LETTER POSITIONS

Letter spacings are to start of next letter

	N	O	R	T	H	E	R	N		Series/Size Text Length			
	8.1	3.6	3.7	3	3.1	3.7	3.2	3.4	2.7	7.5	D 2000 26.4		
	14.7	3.3	3.7	3.4	2.7	14.1					D 2000 13.2		
	3.1	3.7	1.5	3.6	2.7	4	3.3	3.6	3.6	3.7	2.5	3.1	D 2000 35.9

FILENAME: u5996_sgn_314 **NORTH CAROLINA D.O.T. SIGN DETAIL**

SIGN NUMBER: 313 **BACKG COLOR:** Green
TYPE: D **COPY COLOR:** White
QUANTITY: 1

SYMBOL	X	Y	WID	HT

SIGN WIDTH: 4'-0"
HEIGHT: 2'-0"
TOTAL AREA: 8.0 Sq.Ft.

BORDER TYPE: FLUSH
RECESS: 0"
WIDTH: 1"
RADII: 3"

MAT'L: 0.125" (3.2 mm) ALUMINUM

NO. Z BARS: _____
LENGTH: _____

DESIGN BY: JGT **CHECKED BY:** _____ **Dec 17, 2019**
PROJECT ID: U-5996 **LOCATION:** _____ **DIV:** 04

BORDER
R=3"
TH=1"

Spacing Factor is 1 unless specified otherwise

LETTER POSITIONS

Letter spacings are to start of next letter

	R	E	D		O	A	K		Series/Size Text Length				
	6.4	5.1	4.7	4.1	6	5	6	4.2	6.4	D 2000 35.2			
	10.3	3.6	1.2	2.7	3.4	4	3.1	1.6	4.1	1.2	2.5	10.3	D 2000 27.5

FILENAME: u5996_sgn_313 **NORTH CAROLINA D.O.T. SIGN DETAIL**

11/3/2021 R:\Trg\Trg\Trg\CADD\Signing Layout Plans\U5996_sgn_psh02E.dgn User:jtownsend

SIGN DESIGNS

TIP NO.	SHEET NO.
U-5996	SGN-2F
APPROVED: _____	
DATE: _____	
SEAL	
DOCUMENT NOT CONSIDERED FINAL UNLESS ALL SIGNATURES COMPLETED	



SIGN NUMBER: 421 **BACKG COLOR:** White
TYPE: E **COPY COLOR:** Black
QUANTITY: 2

SYMBOL	X	Y	WID	HT
R3-8 2.5in CIR	4.6	16.4	5	5
R3-8 LT ONLY	2.5	8.4	13.1	20.7
R3-8 TH ONLY	23.8	8.4	6.7	24.9

SIGN WIDTH: 3'-0"
HEIGHT: 3'-0"
TOTAL AREA: 9.0 Sq.Ft.

BORDER TYPE: RECESSED
RECESS: 0.63"
WIDTH: 0.88"
RADII: 2.25"

MAT'L: 0.080" (2.0 mm) ALUMINUM

NO. Z BARS: _____
LENGTH: _____

DESIGN BY: JGT **CHECKED BY:** _____ **Dec 17, 2019**
PROJECT ID: U-5996 **LOCATION:** _____ **DIV:** 04

BORDER
R=2.25"
TH=0.88"
IN=0.63"

Spacing Factor is 0.70 for "ONLY"

LETTER POSITIONS

Letter spacings are to start of next letter

	O	N	L	Y		Series/Size
	3	3.5	3.4	2.6	3.4	D 2000
					20	12.9
	O	N	L	Y		Series/Size
	20	3.5	3.4	2.6	3.4	D 2000
					3.1	12.9

FILENAME: u5996_sgn_421 **NORTH CAROLINA D.O.T. SIGN DETAIL**

SIGN NUMBER: 423 **BACKG COLOR:** Yellow(Retroreflective)
TYPE: E **COPY COLOR:** Black
QUANTITY: 1

SYMBOL	X	Y	WID	HT
--------	---	---	-----	----

SIGN WIDTH: 2'-0"
HEIGHT: 1'-6"
TOTAL AREA: 3.0 Sq.Ft.

BORDER TYPE: INSET
RECESS: 0.38"
WIDTH: 0.63"
RADII: 1.5"

MAT'L: 0.063" (1.6 mm) ALUMINUM

NO. Z BARS: _____
LENGTH: _____

DESIGN BY: W. Johnson **CHECKED BY:** _____ **Jan 07, 2020**
PROJECT ID: _____ **LOCATION:** _____ **DIV:** _____

BORDER
R=1.5"
TH=0.63"
IN=0.38"

Spacing Factor is 1 unless specified otherwise

LETTER POSITIONS

Letter spacings are to start of next letter

	R	I	G	H	T		Series/Size	
	5.9	2.9	1.4	3	2.8	2	5.9	C 2000
								12.2
	T	U	R	N				Series/Size
	6.6	2.6	3.1	2.9	2.2	6.6		C 2000
								10.9

FILENAME: Tractor Trailers Roundabout **NORTH CAROLINA D.O.T. SIGN DETAIL**

SIGN NUMBER: 422 **BACKG COLOR:** Yellow(Retroreflective)
TYPE: E **COPY COLOR:** Black
QUANTITY: 1

SYMBOL	X	Y	WID	HT
Tractor Trailers	16.1	8.3	16.5	15

SIGN WIDTH: 4'
HEIGHT: 4'
TOTAL AREA: 16.4 Sq.Ft.

BORDER TYPE: INSET
RECESS: 0.625"
WIDTH: 0.875"
RADII: 2.25"

MAT'L: 0.080" (2.0 mm) ALUMINUM

NO. Z BARS: _____
LENGTH: _____

DESIGN BY: W. Johnson **CHECKED BY:** _____ **Jan 07, 2020**
PROJECT ID: _____ **LOCATION:** _____ **DIV:** _____

BORDER
R=2.25"
TH=0.875"
IN=0.625"

Spacing Factor is 1 unless specified otherwise

LETTER POSITIONS



















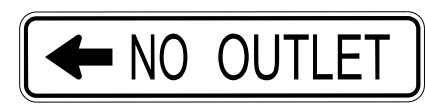
Letter spacings are to start of next letter


	T	R	A	C	T	O	R		Series/Size
	14.8	2.6	2.6	3	2.7	2.5	3.2	2.2	14.8
									18.9
	T	R	A	I	L	E	R	S	
	14.2	2.6	2.6	3.1	1.4	2.6	2.7	2.2	14.2
									20

FILENAME: Tractor Trailers Roundabout **NORTH CAROLINA D.O.T. SIGN DETAIL**

11/3/2021 R:\Traffic\Signing\CADD\Signing Layout Plans\U5996_sgn_psh02f.dgn User:jtownsend

SIGN DESIGNS

<p>401 QUANTITY REQ'D 10</p>  <p>36 X 36 W2-6</p> <p>ONE "U" POST PER SIGN</p>	<p>405 QUANTITY REQ'D 9</p>  <p>48 X 24 R6-4a</p> <p>TWO "U" POSTS PER SIGN</p>	<p>409 QUANTITY REQ'D 4</p>  <p>36 X 36 R1-1</p> <p>MOUNT BELOW SIGN 408 IN 1 INSTALLATIONS</p> <p>ONE "U" POST PER SIGN</p>	<p>413 QUANTITY REQ'D 2</p>  <p>36 X 36 R3-8 MUTCD SHS SHEET 7 OF 7</p> <p>ONE "U" POST PER SIGN</p>	<p>417 QUANTITY REQ'D 2</p>  <p>36 X 8 W14-2a (R)</p> <p>MOUNT BACK TO BACK WITH SIGN 416 IN 2 INSTALLATIONS</p>
<p>402 QUANTITY REQ'D 2</p>  <p>36 X 36 R3-8 MUTCD SHS SHEET 6 OF 7</p> <p>ONE "U" POST PER SIGN</p>	<p>406 QUANTITY REQ'D 3</p>  <p>36 X 36 R3-8 MUTCD SHS SHEET 5 OF 7</p> <p>ONE "U" POST PER SIGN</p>	<p>410 QUANTITY REQ'D 3</p>  <p>36 X 36 R5-1</p> <p>ONE "U" POST PER SIGN</p>	<p>414 QUANTITY REQ'D 3</p>  <p>18 X 18 OM4-3</p> <p>ONE 7' U-CHANNEL PER SIGN</p>	<p>418 QUANTITY REQ'D 10</p>  <p>36 X 36 W3-2</p> <p>ONE "U" POST PER SIGN</p>
<p>403 QUANTITY REQ'D 26</p>  <p>36 X 36 X 36 R1-2</p> <p>ONE "U" POST PER SIGN</p>	<p>407 QUANTITY REQ'D 3</p>  <p>36 X 36 W12-1</p> <p>ONE "U" POST PER SIGN</p>	<p>411 QUANTITY REQ'D 7</p>  <p>24 X 30 R4-7</p> <p>ONE "U" POST PER SIGN</p>	<p>415 QUANTITY REQ'D 1</p>  <p>36 X 36 W14-2</p> <p>ONE "U" POST PER SIGN</p>	<p>419 QUANTITY REQ'D 4</p>  <p>30 X 24 R6-4</p> <p>ONE "U" POST PER SIGN</p>
<p>404 QUANTITY REQ'D 7</p>  <p>30 X 36 R2-1</p> <p>ONE "U" POST PER SIGN</p>	<p>408 QUANTITY REQ'D 1</p>  <p>54 X 18 R6-1 (R)</p> <p>TWO "U" POSTS PER SIGN</p>	<p>412 QUANTITY REQ'D 6</p>  <p>36 X 24 R5-1a</p> <p>ONE "U" POST PER SIGN</p>	<p>416 QUANTITY REQ'D 2</p>  <p>36 X 8 W14-2a (L)</p> <p>ONE "U" POST PER SIGN</p>	





TIP NO. U-5996	SHEET NO. SGN-3
APPROVED: _____	
DATE: _____	
SEAL	
	
11/16/2021	
DOCUMENT NOT CONSIDERED FINAL UNLESS ALL SIGNATURES COMPLETED	


vhb

940 Main Campus Drive, Suite 533 Raleigh, NC 27606
NC License No. C-3705

11/3/2021
R:\Traffic\Signing\CADD\Signing_Layout_Plane\U5996_sgn_psh03.dgn
User:jtownsend

TYPE "E" SIGNS

<p>420 QUANTITY REQ'D 7</p>  <p>18 X 18 OM1-3</p> <p>MOUNT BELOW SIGN 411 IN 7 INSTALLATIONS</p>				
<p>421 QUANTITY REQ'D 2</p>  <p>36 X 36 R3-8 SEE SHEET SGN-2F</p> <p>ONE "U" POST PER SIGN</p>				
<p>422 QUANTITY REQ'D 1</p>  <p>36x36 SP SEE SHEET SGN-2F</p> <p>ONE "U" POST PER SIGN</p>				
<p>423 QUANTITY REQ'D 1</p>  <p>24 X 18 SP SEE SHEET SGN-2F</p> <p>MOUNT BELOW SIGN 422 IN 1 INSTALLATIONS</p>				

TIP NO. U-5996	SHEET NO. SGN-3A
APPROVED: _____	
DATE: _____	
SEAL	
	
11/16/2021	
DOCUMENT NOT CONSIDERED FINAL UNLESS ALL SIGNATURES COMPLETED	



940 Main Campus Drive, Suite 533 Raleigh, NC 27606
NC License No. C-3705

11/17/2021
R:\Traffic\Signing\CADD\Signing_Layout_Plan\5996_sgn_psh03A.dgn
User:jtownsend

TYPE "E" SIGNS

APPROVED: _____
 DATE: _____

SEAL

11/16/2021

**DOCUMENT NOT CONSIDERED FINAL
 UNLESS ALL SIGNATURES COMPLETED**



501 508

ONE "U" POST PER SIGN

505

ONE "U" POST PER SIGN

502

TWO "U" POSTS PER SIGN

506

ONE "U" POST PER SIGN

503

TWO "U" POSTS PER SIGN

507

TWO "U" POSTS PER SIGN

504

TWO "U" POSTS PER SIGN

TYPE "F" SIGNS

11/3/2021 R:\Trg\Trg\Signing\CADD\Signing Layout Plans\U5996_sgn_psh03B.dgn User:jtownsend

APPROVED: _____
 DATE: _____

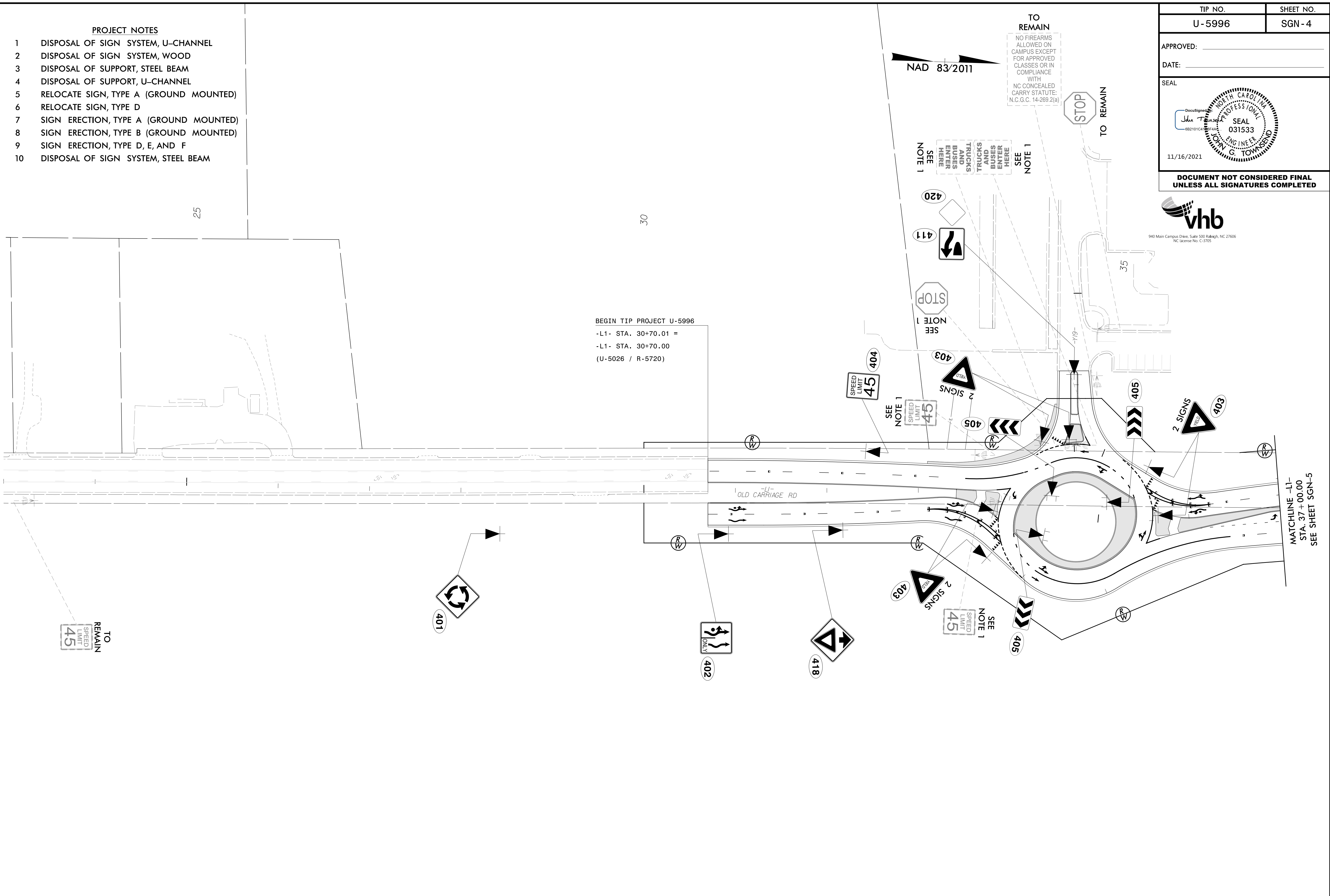
SEAL

11/16/2021

**DOCUMENT NOT CONSIDERED FINAL
UNLESS ALL SIGNATURES COMPLETED**



- PROJECT NOTES**
- 1 DISPOSAL OF SIGN SYSTEM, U-CHANNEL
 - 2 DISPOSAL OF SIGN SYSTEM, WOOD
 - 3 DISPOSAL OF SUPPORT, STEEL BEAM
 - 4 DISPOSAL OF SUPPORT, U-CHANNEL
 - 5 RELOCATE SIGN, TYPE A (GROUND MOUNTED)
 - 6 RELOCATE SIGN, TYPE D
 - 7 SIGN ERECTION, TYPE A (GROUND MOUNTED)
 - 8 SIGN ERECTION, TYPE B (GROUND MOUNTED)
 - 9 SIGN ERECTION, TYPE D, E, AND F
 - 10 DISPOSAL OF SIGN SYSTEM, STEEL BEAM



BEGIN TIP PROJECT U-5996
 -L1- STA. 30+70.01 =
 -L1- STA. 30+70.00
 (U-5026 / R-5720)

**EXISTING AND PROPOSED
SIGNS**

APPROVED: _____
 DATE: _____

SEAL

11/16/2021

**DOCUMENT NOT CONSIDERED FINAL
 UNLESS ALL SIGNATURES COMPLETED**

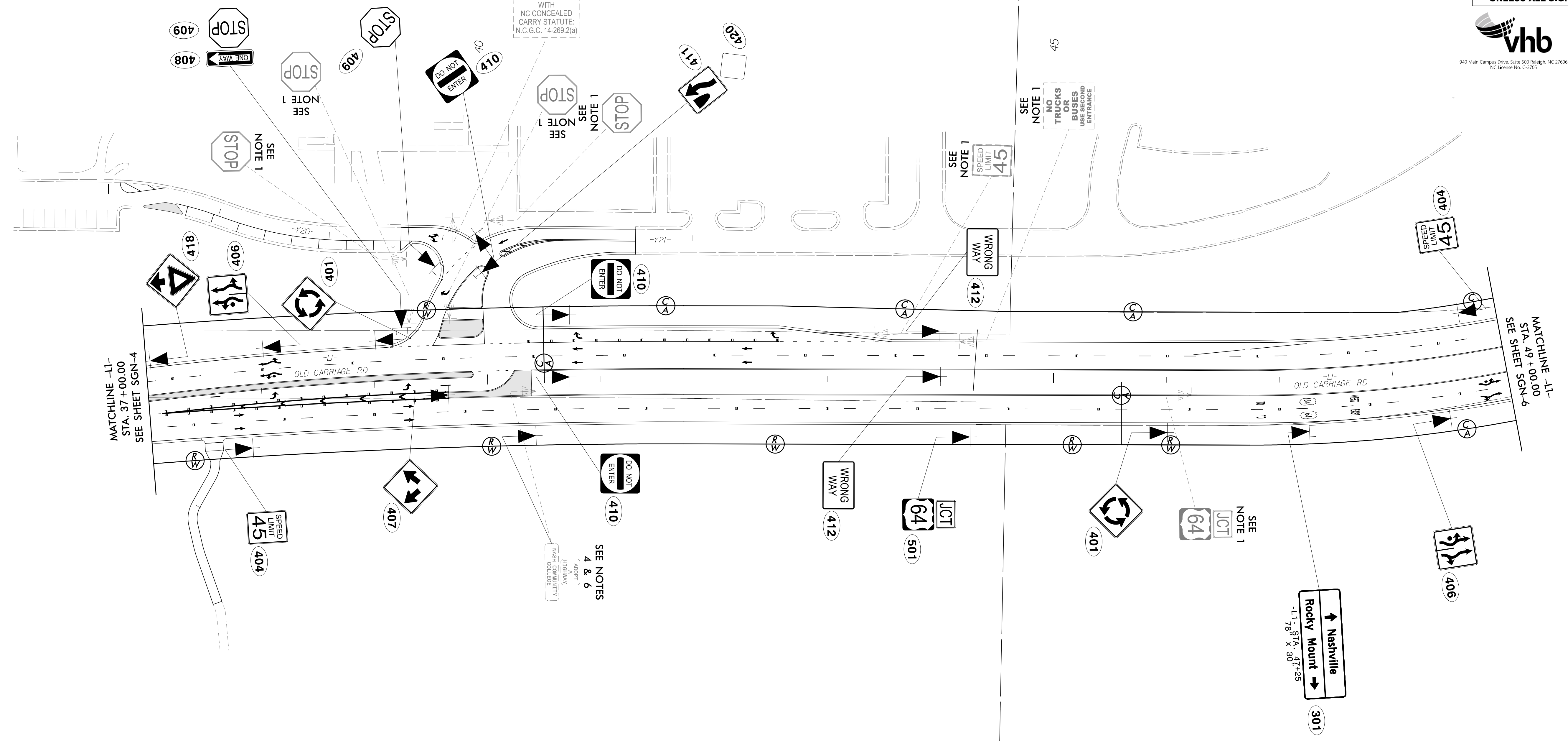


NAD 83/2011

- PROJECT NOTES**
- DISPOSAL OF SIGN SYSTEM, U-CHANNEL
 - DISPOSAL OF SIGN SYSTEM, WOOD
 - DISPOSAL OF SUPPORT, STEEL BEAM
 - DISPOSAL OF SUPPORT, U-CHANNEL
 - RELOCATE SIGN, TYPE A (GROUND MOUNTED)
 - RELOCATE SIGN, TYPE D
 - SIGN ERECTION, TYPE A (GROUND MOUNTED)
 - SIGN ERECTION, TYPE B (GROUND MOUNTED)
 - SIGN ERECTION, TYPE D, E, AND F
 - DISPOSAL OF SIGN SYSTEM, STEEL BEAM

TO REMAIN

NO FIREARMS ALLOWED ON CAMPUS EXCEPT FOR APPROVED CLASSES OR IN COMPLIANCE WITH NC CONCEALED CARRY STATUTE, N.C.G.C. 14-269.2(a)



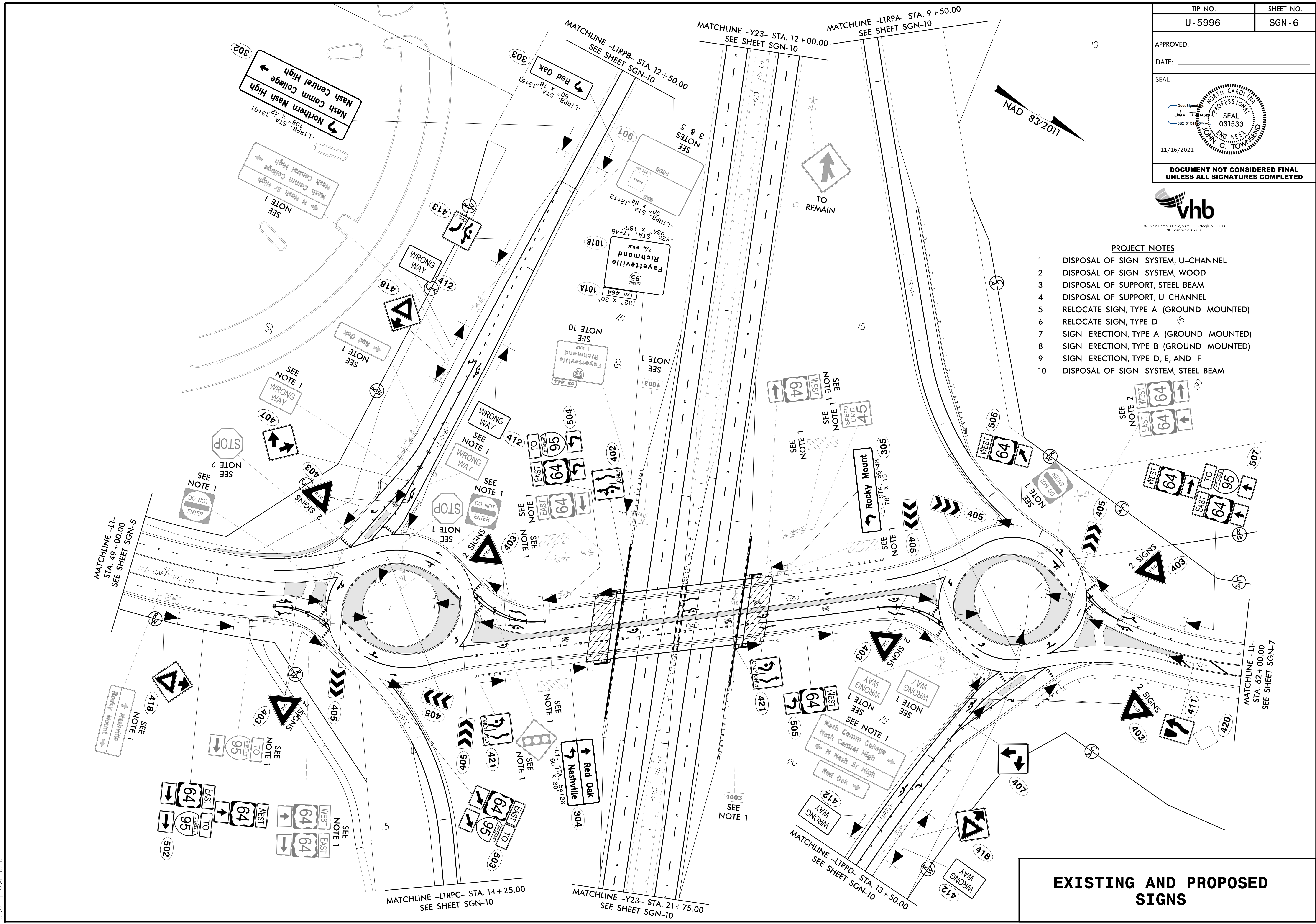
11/3/2021
 R:\Traffic\Signing\CADD\Signing_Layout_Plan\U5996_sgn_psh05.dgn
 User:jtownsend

**EXISTING AND PROPOSED
 SIGNS**

TIP NO. U-5996	SHEET NO. SGN-6
APPROVED: _____	
DATE: _____	
SEAL	
11/16/2021	
DOCUMENT NOT CONSIDERED FINAL UNLESS ALL SIGNATURES COMPLETED	



- PROJECT NOTES**
- DISPOSAL OF SIGN SYSTEM, U-CHANNEL
 - DISPOSAL OF SIGN SYSTEM, WOOD
 - DISPOSAL OF SUPPORT, STEEL BEAM
 - DISPOSAL OF SUPPORT, U-CHANNEL
 - RELOCATE SIGN, TYPE A (GROUND MOUNTED)
 - RELOCATE SIGN, TYPE D
 - SIGN ERECTION, TYPE A (GROUND MOUNTED)
 - SIGN ERECTION, TYPE B (GROUND MOUNTED)
 - SIGN ERECTION, TYPE D, E, AND F
 - DISPOSAL OF SIGN SYSTEM, STEEL BEAM




**EXISTING AND PROPOSED
SIGNS**

11/3/2021
 R:\Traffic\Signing\CADD\Signing Layout\Plans\U5996_sgn_psh06.dgn
 User:jtownsend

APPROVED: _____
 DATE: _____

SEAL



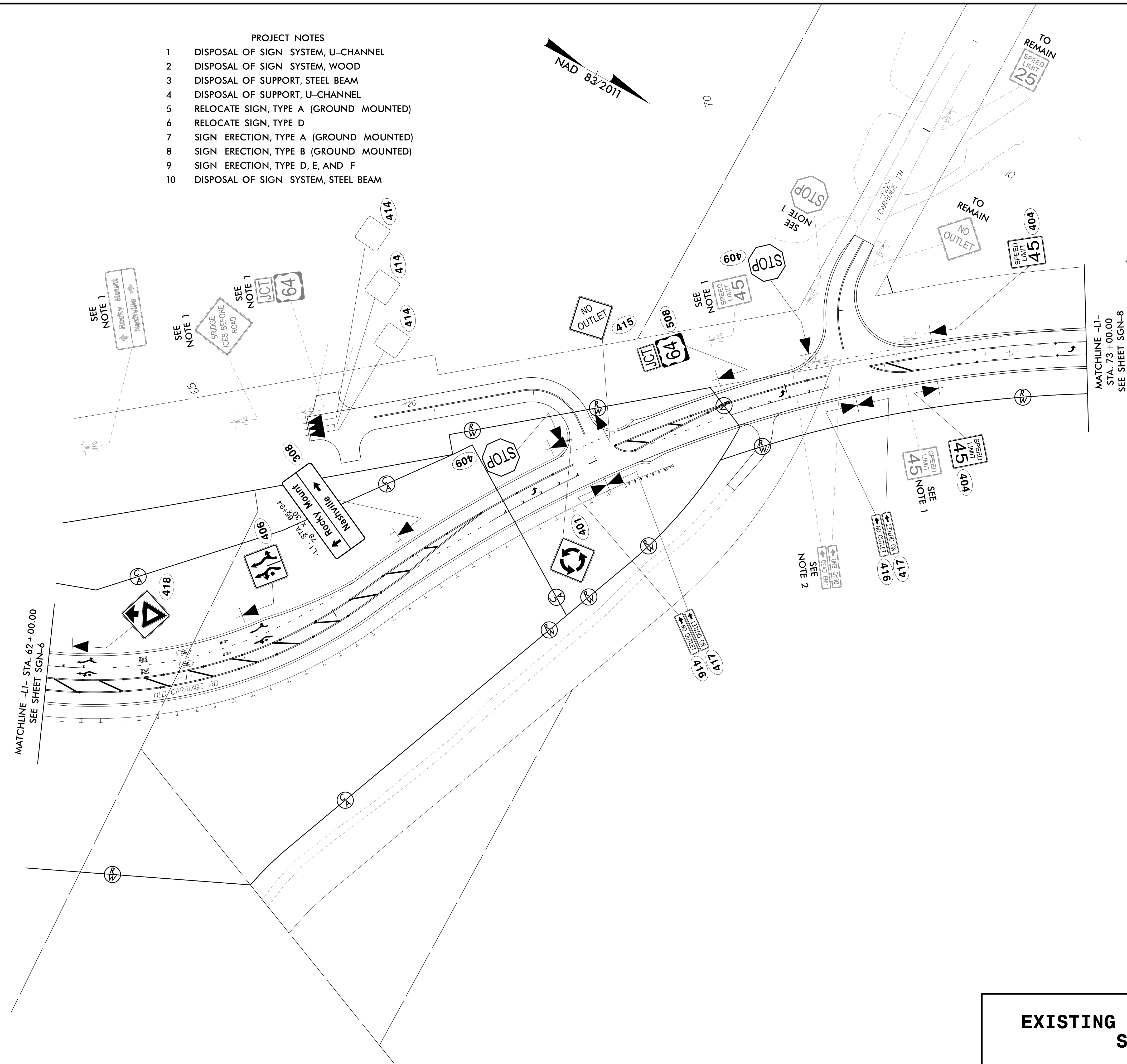

11/16/2021

**DOCUMENT NOT CONSIDERED FINAL
 UNLESS ALL SIGNATURES COMPLETED**



940 Main Campus Drive, Suite 533 Raleigh, NC 27606
 NC License No. C-3705

- PROJECT NOTES**
- 1 DISPOSAL OF SIGN SYSTEM, U-CHANNEL
 - 2 DISPOSAL OF SIGN SYSTEM, WOOD
 - 3 DISPOSAL OF SUPPORT, STEEL BEAM
 - 4 DISPOSAL OF SUPPORT, U-CHANNEL
 - 5 RELOCATE SIGN, TYPE A (GROUND MOUNTED)
 - 6 RELOCATE SIGN, TYPE D
 - 7 SIGN ERECTION, TYPE A (GROUND MOUNTED)
 - 8 SIGN ERECTION, TYPE B (GROUND MOUNTED)
 - 9 SIGN ERECTION, TYPE D, E, AND F
 - 10 DISPOSAL OF SIGN SYSTEM, STEEL BEAM



MATCHLINE -LI- STA. 62+00.00
 SEE SHEET SGN-6

MATCHLINE -LI-
 STA. 73+00.00
 SEE SHEET SGN-8

**EXISTING AND PROPOSED
 SIGNS**

APPROVED: _____
 DATE: _____

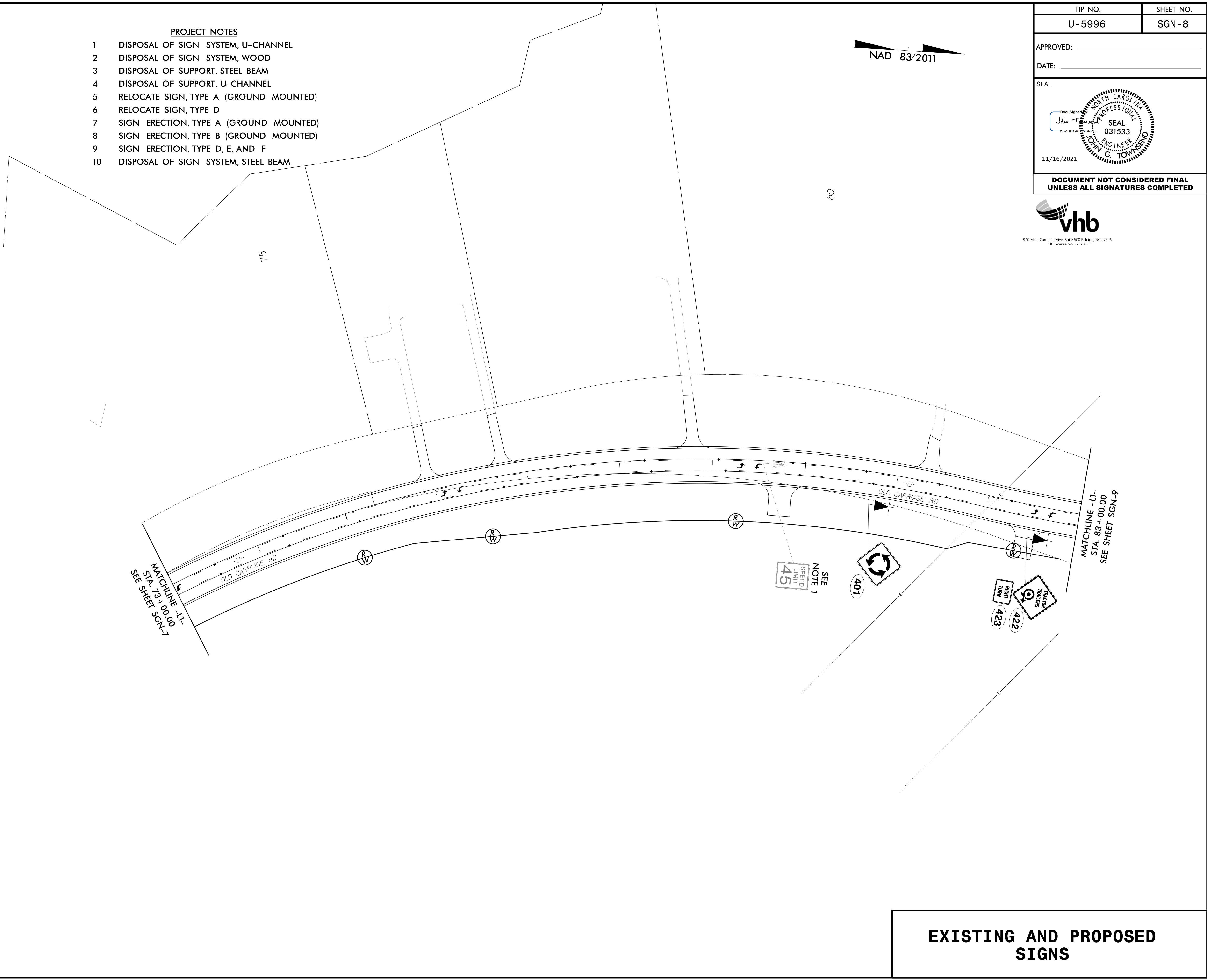
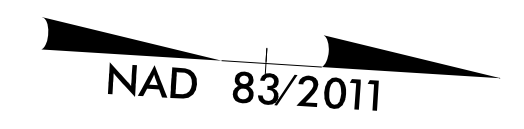
SEAL

11/16/2021

**DOCUMENT NOT CONSIDERED FINAL
 UNLESS ALL SIGNATURES COMPLETED**




- PROJECT NOTES**
- 1 DISPOSAL OF SIGN SYSTEM, U-CHANNEL
 - 2 DISPOSAL OF SIGN SYSTEM, WOOD
 - 3 DISPOSAL OF SUPPORT, STEEL BEAM
 - 4 DISPOSAL OF SUPPORT, U-CHANNEL
 - 5 RELOCATE SIGN, TYPE A (GROUND MOUNTED)
 - 6 RELOCATE SIGN, TYPE D
 - 7 SIGN ERECTION, TYPE A (GROUND MOUNTED)
 - 8 SIGN ERECTION, TYPE B (GROUND MOUNTED)
 - 9 SIGN ERECTION, TYPE D, E, AND F
 - 10 DISPOSAL OF SIGN SYSTEM, STEEL BEAM



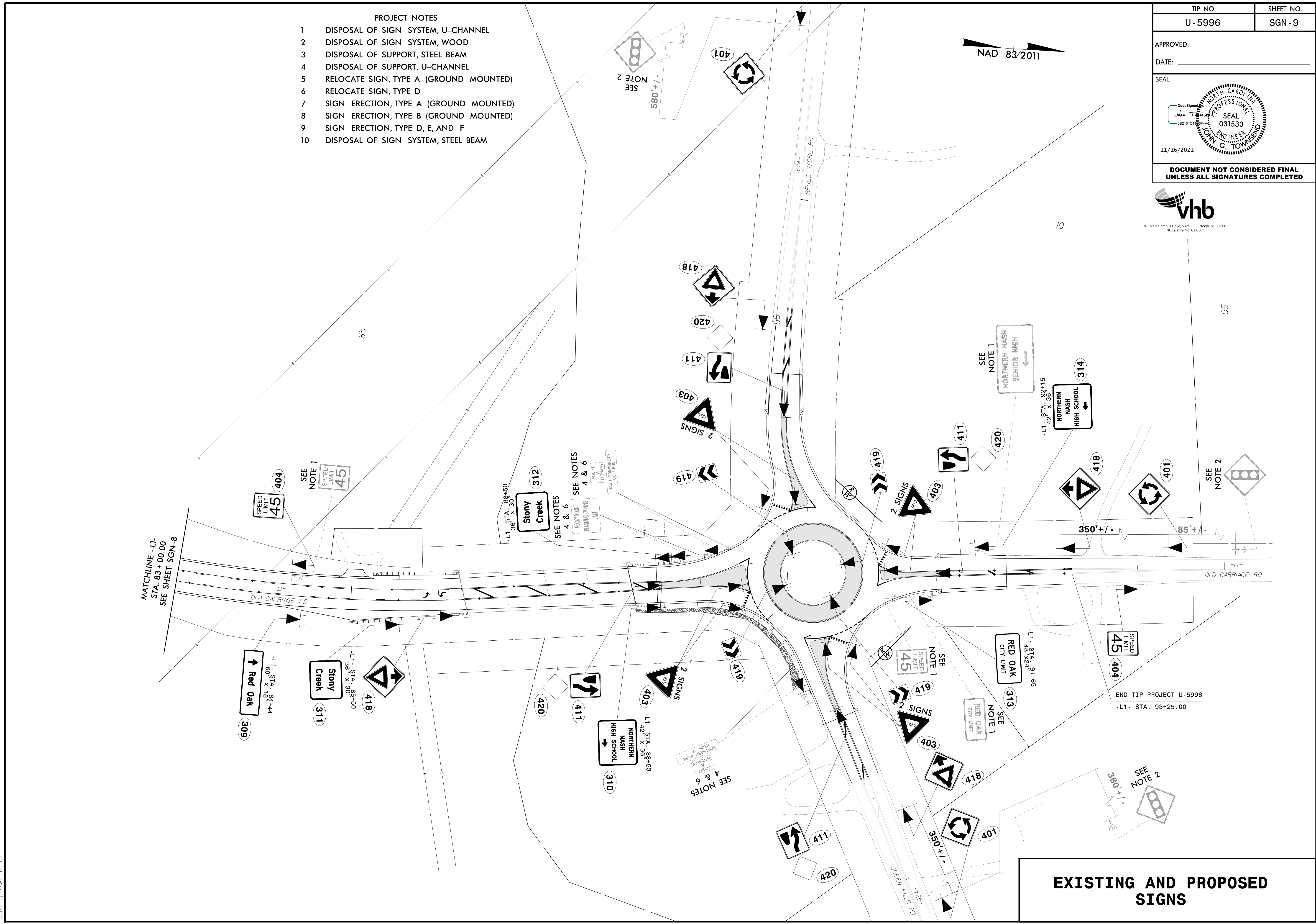
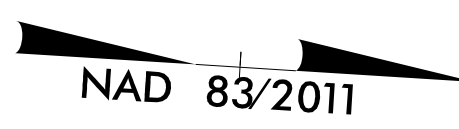
**EXISTING AND PROPOSED
 SIGNS**

11/3/2021
 R:\Traffic\Signing\CADD\Signing_Layout_Plan\U5996_sgn_psh08.dgn
 User:jtownsend

TIP NO.	SHEET NO.
U-5996	SGN-9
APPROVED: _____	
DATE: _____	
SEAL	
	
11/16/2021	
DOCUMENT NOT CONSIDERED FINAL UNLESS ALL SIGNATURES COMPLETED	



- PROJECT NOTES**
- 1 DISPOSAL OF SIGN SYSTEM, U-CHANNEL
 - 2 DISPOSAL OF SIGN SYSTEM, WOOD
 - 3 DISPOSAL OF SUPPORT, STEEL BEAM
 - 4 DISPOSAL OF SUPPORT, U-CHANNEL
 - 5 RELOCATE SIGN, TYPE A (GROUND MOUNTED)
 - 6 RELOCATE SIGN, TYPE D
 - 7 SIGN ERECTION, TYPE A (GROUND MOUNTED)
 - 8 SIGN ERECTION, TYPE B (GROUND MOUNTED)
 - 9 SIGN ERECTION, TYPE D, E, AND F
 - 10 DISPOSAL OF SIGN SYSTEM, STEEL BEAM



EXISTING AND PROPOSED SIGNS

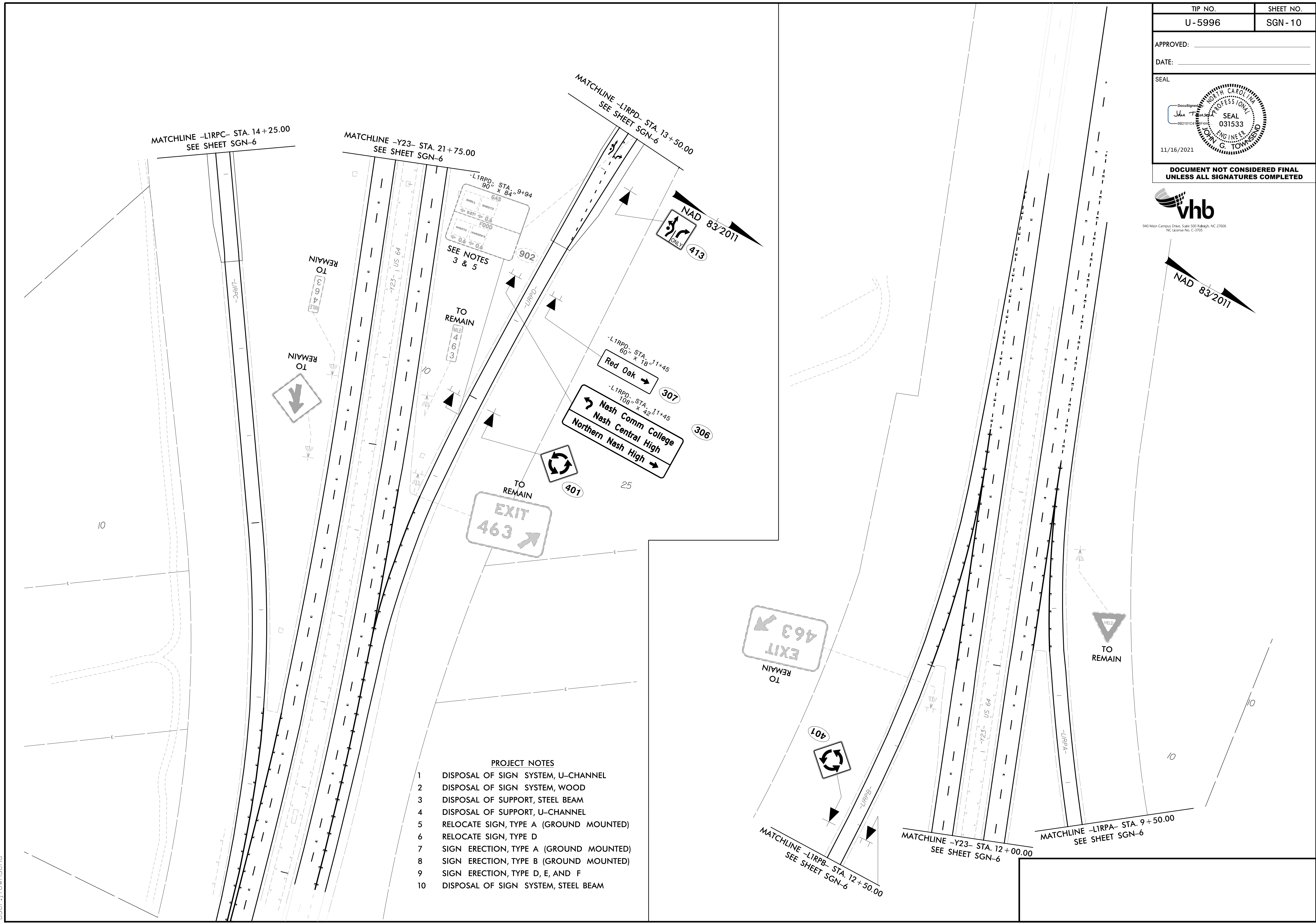
11/3/2021
R:\Traffic\Signing\CADD\Signing Layout Plans\U5996_sgn_psh09.dgn
User:jtownsend

APPROVED: _____
 DATE: _____

SEAL

11/16/2021

**DOCUMENT NOT CONSIDERED FINAL
 UNLESS ALL SIGNATURES COMPLETED**



- PROJECT NOTES**
- DISPOSAL OF SIGN SYSTEM, U-CHANNEL
 - DISPOSAL OF SIGN SYSTEM, WOOD
 - DISPOSAL OF SUPPORT, STEEL BEAM
 - DISPOSAL OF SUPPORT, U-CHANNEL
 - RELOCATE SIGN, TYPE A (GROUND MOUNTED)
 - RELOCATE SIGN, TYPE D
 - SIGN ERECTION, TYPE A (GROUND MOUNTED)
 - SIGN ERECTION, TYPE B (GROUND MOUNTED)
 - SIGN ERECTION, TYPE D, E, AND F
 - DISPOSAL OF SIGN SYSTEM, STEEL BEAM

11/3/2021
 R:\Traffic\Signing\CADD\Signing_Layout_Plane\U5996_sgn_psh0.dgn
 User:jtowensend