DocuSign Envelope ID: C3CD2803-4788-499F-8C65-2C537A0CCD9E

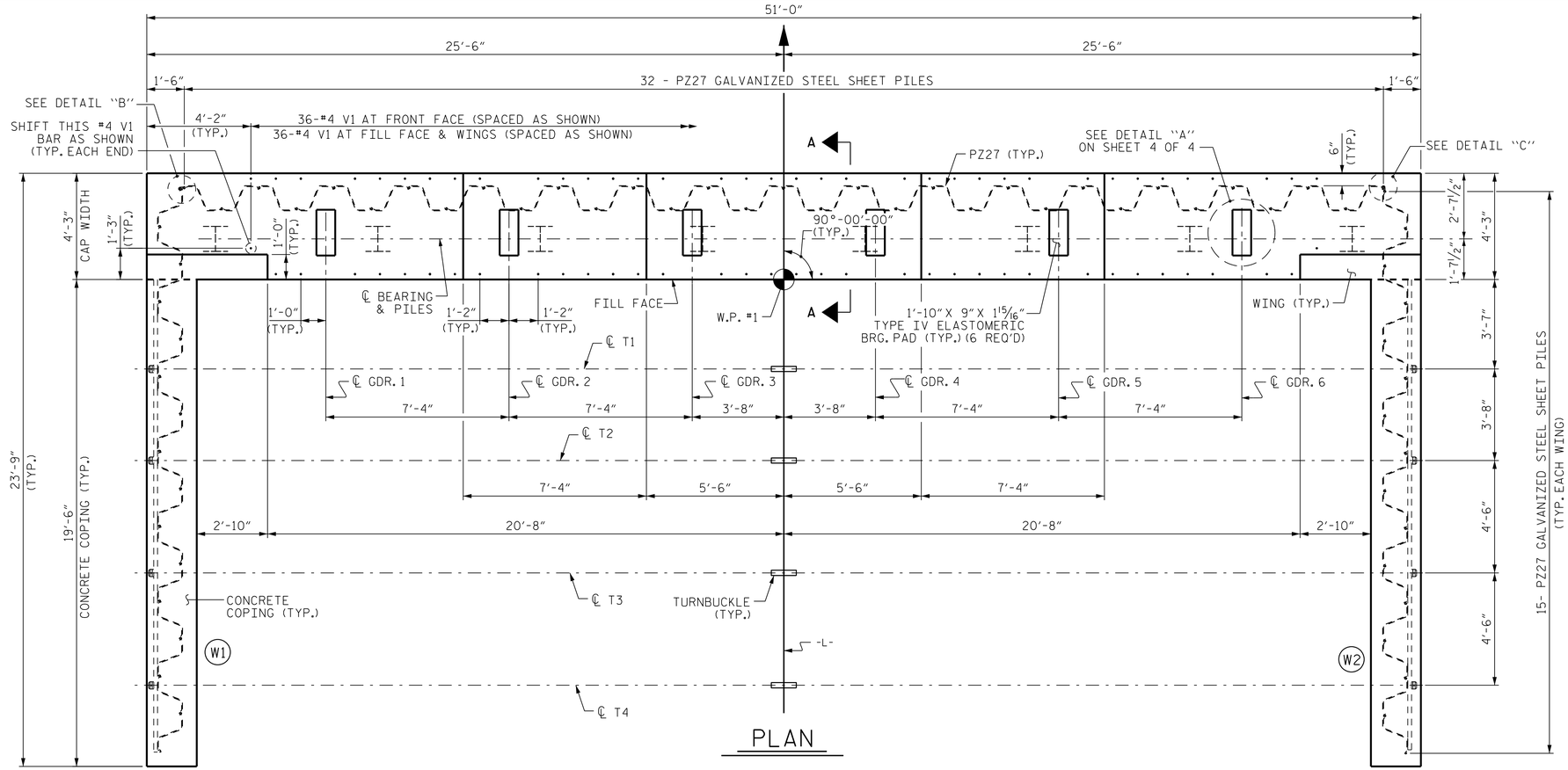

PLAN

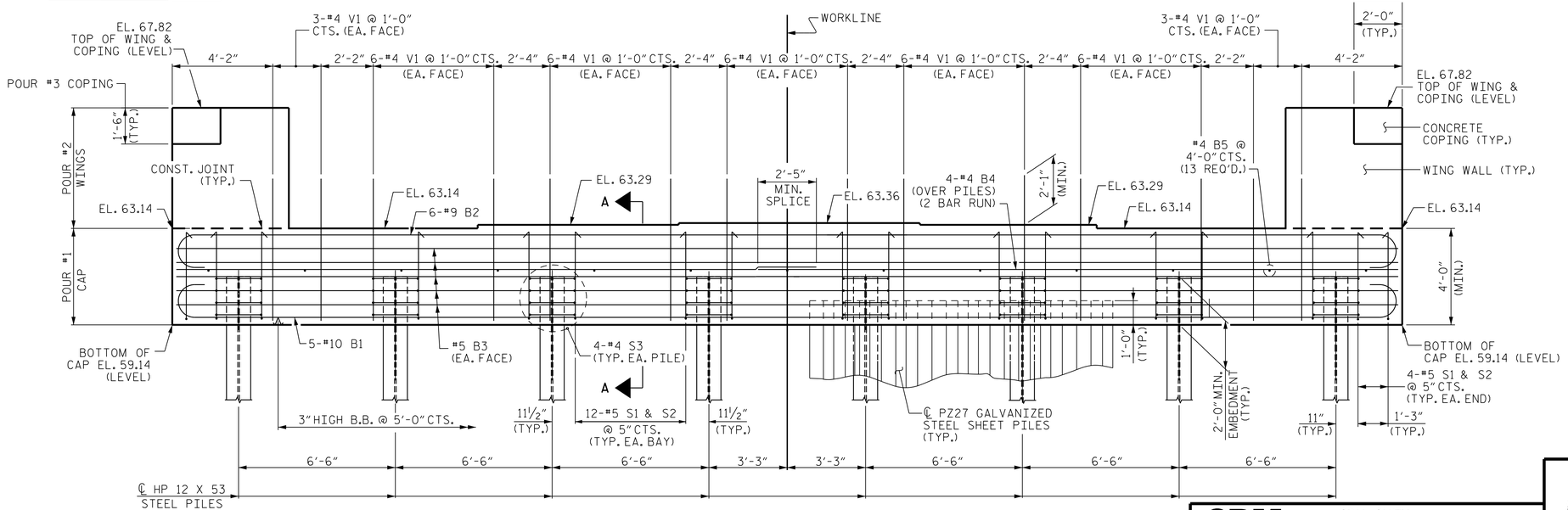

ELEVATION

NOTES

STIRRUPS IN CAP MAY BE SHIFTED AS NECESSARY TO CLEAR #4 V1 BARS.

THE TOP SURFACE OF THE END BENT CAP EXCEPT THE BEARING AREA, SHALL BE RAKED TO A DEPTH OF ¼".

THE UPPER PORTION OF THE INTEGRAL END BENT SHALL BE POURED WITH THE SUPERSTRUCTURE. SEE SUPERSTRUCTURE PLANS.

FOR CONCRETE AND GALVANIZED STEEL SHEET PILE WINGS DETAILS, SEE SHEET 3 OF 4.

FOR HP STEEL PILE SPLICE DETAILS, SEE SHEET 4 OF 4.

FOR TIE ROD ANCHOR SYSTEM AND CONCRETE COPING DETAILS, SEE SHEET 3 OF 4.

FOR PAYMENT OF THE TIE ROD ANCHOR ASSEMBLY, SEE SPECIAL PROVISION FOR 18" GALVANIZED STEEL SHEET PILE SYSTEM.

FOR 18" GALVANIZED STEEL SHEET PILE SYSTEM, SEE SPECIAL PROVISIONS.

GALVANIZE THE FULL LENGTH OF PZ27 AND PZ90 STEEL SHEET PILES IN ACCORDANCE WITH SECTION 1076 OF THE STANDARD SPECIFICATIONS.

THE CONSTRUCTION SEQUENCE FOR THE 18" GALVANIZED STEEL SHEET PILE SYSTEM SHALL BE AS FOLLOWS, UNLESS DIRECTED BY THE ENGINEER:

1. INSTALL ALL GALVANIZED SHEET PILES TO THE REQUIRED TIP ELEVATIONS AS SHOWN ON THE PLANS.
2. END BENT PILES SHALL BE DRIVEN BEFORE PLACING BACKFILL.
3. CONSTRUCT THE CAST-IN-PLACE CONCRETE COPING.
4. THE CONCRETE COPING SHALL HAVE A SMOOTH FINISH. THE CONCRETE COPING IS REQUIRED ALONG THE ENTIRE LENGTH OF GALVANIZED STEEL SHEET PILE WINGS.

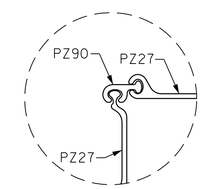

DETAIL "B"

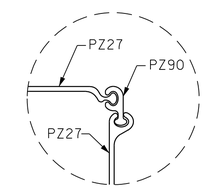

DETAIL "C"

PROJECT NO. B-5624
BRUNSWICK COUNTY
STATION: 17+46.00 -L-

SHEET 1 OF 4

STATE OF NORTH CAROLINA
DEPARTMENT OF TRANSPORTATION
RALEIGH
SUBSTRUCUTRE

END BENT 1
(INTEGRAL)

CDM Smith
CDM SMITH
5400 Glenwood Avenue, Suite 400
Raleigh, NC 27612-3228
NC COA No. F-1255

DOCUMENT NOT CONSIDERED FINAL UNLESS ALL SIGNATURES COMPLETED

DRAWN BY :	JJR	DATE :	9/20
CHECKED BY :	THF	DATE :	10/20
DESIGN ENGINEER :	VDK	DATE :	11/20

DWG. No.

NORTH CAROLINA PROFESSIONAL SEAL 16301 ENGINEER TING YUNG FANG
Ting Fang
60E43C9AEA60462...
7/20/2021

REVISIONS						SHEET NO.
NO.	BY:	DATE:	NO.	BY:	DATE:	S-14
1			3			TOTAL SHEETS
2			4			20

FILE: SFILES STIWES
DATE: SDATES