


T.I.P.: R-2233BB

CONTRACT: C204397

**STATE OF NORTH CAROLINA
DEPARTMENT OF TRANSPORTATION**

**SIGNING PLAN
RUTHERFORD COUNTY**

**LOCATION: US 221 SOUTH OF US 74 BUSINESS (CHARLOTTE ROAD)
TO NORTH OF SR 1366 (ROPER LOOP ROAD)**

TIP NO. R-2233BB	SHEET NO. SIGN-1
APPROVED: _____	
DATE: _____	
	
DOCUMENT NOT CONSIDERED FINAL UNLESS ALL SIGNATURES COMPLETED	

05/02/2022 ADDED RRFB'S
AND ADVANCE WARNING
FLASHING BEACONS
JTB

ROADWAY STANDARD DRAWING

THE FOLLOWING ROADWAY STANDARDS AS APPEAR IN "ROADWAY STANDARD DRAWINGS" - N.C. DEPARTMENT OF TRANSPORTATION - RALEIGH, N.C., DATED JANUARY 2018 ARE APPLICABLE TO THIS PROJECT AND BY REFERENCE HEREBY ARE CONSIDERED A PART OF THESE PLANS:

STD. NO.	TITLE
901.10	TYPE 'A' SIGNS
901.20	TYPE 'B' SIGNS
901.50	ARROWS AND SHIELDS
901.70	SIGN STRINGERS AND SUPPORT SPACING
901.80	SIGN MOUNTING DETAILS - FOR TYPE A AND TYPE B SIGNS
903.10	GROUND MOUNTED SIGN SUPPORTS
903.30	BARRIER SIGN SUPPORT ASSEMBLY
904.10	ORIENTATION OF GROUND MOUNTED SIGNS
904.20	SECONDARY SIGN MOUNTING
904.30	SUPPLEMENTAL SIGN MOUNTING
904.40	MILEPOST AND PLACEMENT
904.50	MOUNTING OF TYPE 'D', 'E' AND 'F' SIGNS ON 'U' CHANNEL POSTS
910.20	SCHOOL MARKED AND UNMARKED CROSSWALKS / SPEED REDUCTION REQUIREMENTS
910.30	SIGNING SIGNALIZED AND UNSIGNALIZED SUPERSTREET
910.40	SINGLE LANE ROUNDABOUT SIGNING, WITH PEDESTRIANS

GENERAL NOTES

- . SIGNS FURNISHED BY STATE
- . CONFIRM IN WRITING AT LEAST 4 MONTHS IN ADVANCE, THE ACTUAL DATE THE DEPARTMENT FURNISHED SIGNS WILL BE REQUIRED.
- . ALL TYPE 'D' SIGNS SHALL BE MOUNTED ON TWO U-CHANNEL POSTS UNLESS OTHERWISE INDICATED ON THE PLANS.
- . IF REMOVAL OR RELOCATION OF SIGNS ON PRIVATE STREET (NON-STATE MAINTAINED) IS REQUIRED DUE TO CONSTRUCTION, THE CONTRACTOR SHALL INFORM THE ENGINEER. THE WORK WILL BE COMPLETED BY OTHERS.
- . WHEN NOT STATIONED OR DIMENSIONED ON PLANS, ALL 'E' AND 'F' SIGNS SHALL BE FIELD LOCATED BY THE ENGINEER
- . ALL EXISTING SIGNS ON "U" CHANNEL POST WITHIN THE PROJECT LIMITS SHALL BE REMOVED AND DISPOSED OF UNLESS OTHERWISE NOTED ON PLANS.
- . WHEN EXISTING SIGNS ARE REMOVED AND INSTALLED ON NEW SUPPORTS, THE RE-ERECTION SHALL IMMEDIATELY FOLLOW THE REMOVAL.
- . THE BACKGROUND FOR TYPE E & F SIGNS SHALL BE TYPE C REFLECTIVE SHEETING.
- . DO NOT BEGIN FABRICATION FOR TYPES A & B SIGNS MOUNTED ON OVERHEAD STRUCTURES OR STEEL SUPPORTS UNTIL "S" DIMENSIONS HAVE BEEN FIELD VERIFIED.
- . SEE ROADWAY PLANS FOR GUARD/GUIDE RAIL DETAILS.

SUMMARY OF QUANTITIES


ITEM NO.		ITEM DESCRIPTION	QUANTITY	UNIT
DESC. NO.	SECT. NO.			
4048000000	902	REINFORCED CONCRETE SIGN FOUNDATION	12	C.Y.
4054000000	902	PLAIN CONCRETE SIGN FOUNDATION	2	C.Y.
4057000000	SP	OVERHEAD FOOTING	30	C.Y.
4060000000	903	SUPPORTS, BREAKAWAY STEEL BEAM	4817	LB.
4066000000	903	SUPPORTS, SIMPLE STEEL BEAM	6948	LB.
4072000000	903	SUPPORTS, 3 LB STEEL U-CHANNEL	5990	L.F.
4078000000	903	SUPPORTS, 2 LB STEEL U-CHANNEL	10	EA.
4082100000	SP	SUPPORTS, OVERHEAD SIGN STRUCTURE @ STA. 861+15 -L3-	1	L.S.
4096000000	904	SIGN ERECTION, TYPE D	5	EA.
4102000000	904	SIGN ERECTION, TYPE E	330	EA.
4108000000	904	SIGN ERECTION, TYPE F	73	EA.
4109000000	904	SIGN ERECTION, TYPE A (OVERHEAD)	3	EA.
4109000000	904	SIGN ERECTION, TYPE B (OVERHEAD)	2	EA.
4110000000	904	SIGN ERECTION, TYPE A (GROUND MOUNTED)	18	EA.
4110000000	904	SIGN ERECTION, TYPE B (GROUND MOUNTED)	9	EA.
4114000000	904	SIGN ERECTION, MILEMARKERS	9	EA.
4116100000	904	SIGN ERECTION, RELOCATE SIGN TYPE D	3	EA.
4116100000	904	SIGN ERECTION, RELOCATE SIGN TYPE E	3	EA.
4116100000	904	SIGN ERECTION, RELOCATE SIGN TYPE F	2	EA.
4155000000	907	DISPOSAL OF SIGN SYSTEM, U-CHANNEL	93	EA.
4192000000	907	DISPOSAL OF SUPPORT, U-CHANNEL	4	EA.
4238000000	907	DISPOSAL OF SIGN, D, E OR F	12	EA.
4360000000	SP	ADVANCED WARNING FLASHING BEACONS ASSEMBLY	3	EA.
4360000000	SP	RECTANGULAR RAPID FLASHING BEACON ASSEMBLY	4	EA.
4370000000	SP	GENERIC SIGNING ITEM (LS)-DISPOSAL OF FLASHER SYSTEM	1	L.S.
4915000000	1264	7' U-CHANNEL POSTS	48	EA.
4955000000	1264	OBJECT MARKERS (END OF ROAD)	54	EA.
7642200000	1743	TYPE II PEDESTAL WITH FOUNDATION	7	EA.

INDEX

SHEET NO.	DESCRIPTION
SIGN-1	TITLE SHEET
SIGN-2	GROUND MOUNTED SUPPORT DESIGNS
SIGN-3	OVERHEAD SIGN STRUCTURE DRAWING
SIGN-4A THRU SIGN-4G	SIGN DESIGNS AND OVERLAY PLACEMENT DETAILS
SIGN-4H THRU SIGN-4K	TYPE "E" AND "F" SIGNS
SIGN-5A THRU SIGN-5BB	SIGN DETAIL SHEETS

PLAN SUBMITTED TO:


Kelvin L. Jordan SIGNING & DELINEATION REGIONAL ENGINEER
Jose G. Martinez, PE SIGNING & DELINEATION PROJECT DESIGN ENGINEER

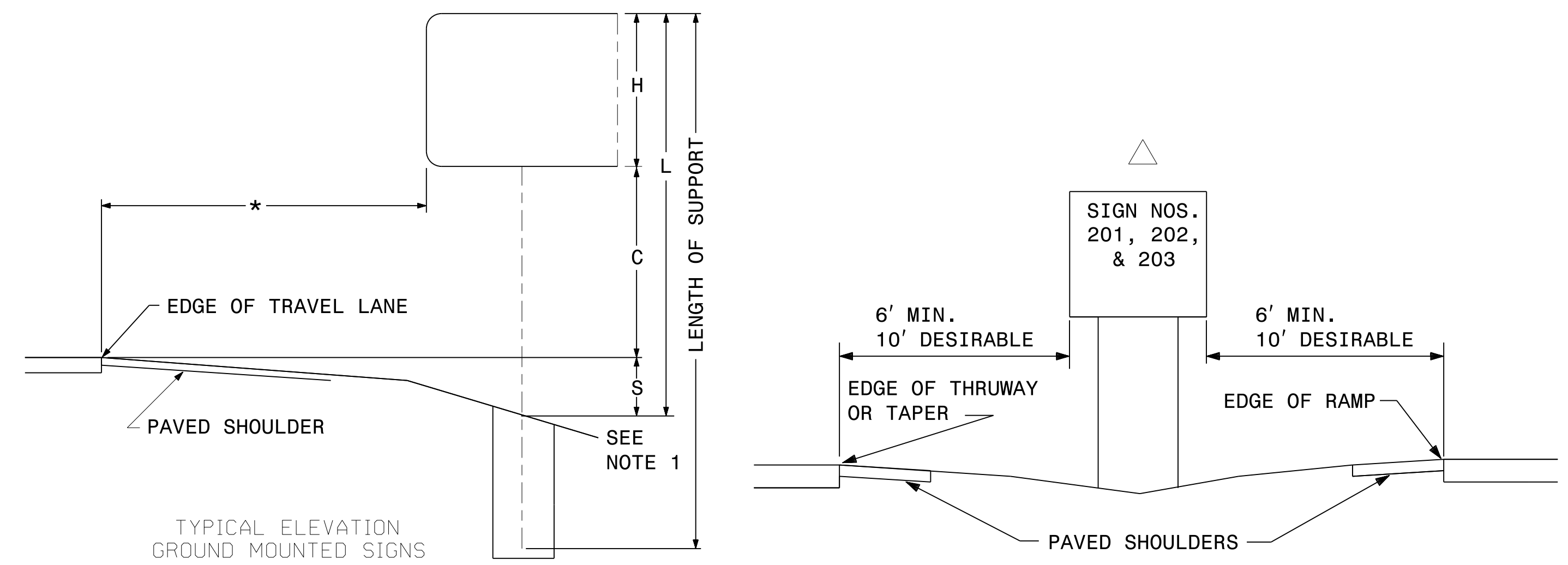


PLAN PREPARED BY: DEWBERRY

J. Todd Brooks, PE PROJECT ENGINEER
Peter Padilla, PE PROJECT DESIGN ENGINEER

Dewberry
 2610 WYCLIFF ROAD
 SUITE 410
 RALEIGH, NC 27607
 PHONE: 919-881-9939
 NC COA No. F-0929

TIP NO. R-2233BB	SHEET NO. SIGN-2
APPROVED: _____	
DATE: _____	
SEAL	
	
4/16/2020	
DOCUMENT NOT CONSIDERED FINAL UNLESS ALL SIGNATURES COMPLETED	



SIGN			ROADWAY STATION	NUMBER OF SUPPORTS	BEAM SECTION	SUPPORT TYPE BA or S	OMNI COUPLER	ATTACHMENT METHOD	MOUNTING METHOD	HORIZONTAL CLEARANCE* (ft.)	SUPPORT SPACING	LENGTH (ft)			LEFT SUPPORT (ft)			CENTER SUPPORT (ft)			RIGHT SUPPORT (ft)			SUPPORT WEIGHTS		FOOTINGS				FIELD VERIFIED SEE NOTE 2 (mm/dd/yy)		
NUMBER	TYPE	SIZE (in.)										SNS HT	MTG HT	EMBED-MENT	S	L	LENGTH	S	L	LENGTH	S	L	LENGTH	B/A (lbs.)	SIMPLE (lbs.)	DIAMETER (ft.)	DEPTH (ft.)	REINFORCED (c.y.)	PLAIN (c.y.)			
		w																													x	h
101A	B	114	x	30	810+00 -L3- NB	2	W8x18	BA	N/A	1-R	N/A	30.00	9.38	10.00	16.41	4.5	-4.71	21.70	26.20	0.00	0.00	0.00	-9.41	17.00	21.50	998.60	0	2.0	5	1.16	0.00	_____
101B	A	192	x	120	810+00 -L3- NB	2	W8x18	BA	N/A	1-R	N/A	30.00	9.38	10.00	16.41	4.5	-4.71	21.70	26.20	0.00	0.00	0.00	-9.41	17.00	21.50	998.60	0	2.0	5	1.16	0.00	_____
102A	B	114	x	30	838+50 -L3- NB	2	W12x26	S	N/A	1-R	N/A	17.60	9.38	12.00	7.00	4.5	3.57	22.57	27.07	0.00	0.00	0.00	8.28	27.28	31.78	0.00	1530.1	2.5	5	1.82	0.00	_____
102B	A	192	x	144	838+50 -L3- NB	2	W12x26	S	N/A	1-R	N/A	17.60	9.38	12.00	7.00	4.5	3.57	22.57	27.07	0.00	0.00	0.00	8.28	27.28	31.78	0.00	1530.1	2.5	5	1.82	0.00	_____
103A	B	114	x	30	927+15 -L3- SB	2	W8x21	S	N/A	1-R	N/A	17.60	9.38	10.00	7.00	4.5	2.82	19.82	24.32	0.00	0.00	0.00	6.16	23.16	27.66	0.00	1091.58	2.0	5	1.16	0.00	_____
103B	A	192	x	120	927+15 -L3- SB	2	W8x21	S	N/A	1-R	N/A	17.60	9.38	10.00	7.00	4.5	2.82	19.82	24.32	0.00	0.00	0.00	6.16	23.16	27.66	0.00	1091.58	2.0	5	1.16	0.00	_____
104A	B	114	x	30	898+50 -L3- SB	2	W6x12	S	N/A	1-R	N/A	30.00	9.38	10.00	7.00	4.0	-2.32	14.68	18.68	0.00	0.00	0.00	-7.02	9.98	13.98	0.00	391.92	1.5	4.5	0.59	0.00	_____
104B	A	192	x	120	898+50 -L3- SB	2	W6x12	S	N/A	1-R	N/A	30.00	9.38	10.00	7.00	4.0	-2.32	14.68	18.68	0.00	0.00	0.00	-7.02	9.98	13.98	0.00	391.92	1.5	4.5	0.59	0.00	_____
105A	B	114	x	30	815+00 -L3- SB	3	W12x26	S	N/A	1-R	N/A	17.60	5.86	11.50	7.00	4.5	9.48	27.98	32.48	6.64	25.14	29.64	3.81	22.31	26.81	0.00	2312.18	2.5	5	2.73	0.00	_____
105B	A	198	x	36	815+00 -L3- SB	3	W12x26	S	N/A	1	N/A	17.60	5.86	11.50	7.00	4.5	9.48	27.98	32.48	6.64	25.14	29.64	3.81	22.31	26.81	0.00	2312.18	2.5	5	2.73	0.00	_____
105C	A	198	x	138	815+00 -L3- SB	3	W12x26	S	N/A	N/A	N/A	17.60	5.86	11.50	7.00	4.5	9.48	27.98	32.48	6.64	25.14	29.64	3.81	22.31	26.81	0.00	2312.18	2.5	5	2.73	0.00	_____
106	A	108	x	60	796+50 -L3- SB	2	W6x9	S	N/A	N/A	N/A	17.60	5.27	5.00	7.00	2.5	3.73	15.73	18.23	0.00	0.00	0.00	6.35	18.35	20.85	0.00	351.72	1.5	3	0.39	0.00	_____
108A	B	114	x	30	780+50 -L3- SB	3	W18x40	S	N/A	1-R	N/A	17.60	5.86	13.50	7.00	4.5	3.98	24.48	28.98	6.91	27.41	31.91	9.85	30.35	34.85	0.00	3829.6	3.0	5	3.93	0.00	_____
108B	A	198	x	36	780+50 -L3- SB	3	W18x40	S	N/A	1	N/A	17.60	5.86	13.50	7.00	4.5	3.98	24.48	28.98	6.91	27.41	31.91	9.85	30.35	34.85	0.00	3829.6	3.0	5	3.93	0.00	_____
108C	A	198	x	162	780+50 -L3- SB	3	W18x40	S	N/A	N/A	N/A	17.60	5.86	13.50	7.00	4.5	3.98	24.48	28.98	6.91	27.41	31.91	9.85	30.35	34.85	0.00	3829.6	3.0	5	3.93	0.00	_____
110	B	90	x	48	34+00 -Y2- EB	2	S3x5.7	BA	N/A	N/A	N/A	12.00	4.40	4.00	9.02	2.5	-0.09	12.93	15.43	0.00	0.00	0.00	-2.02	11.00	13.50	200.89	0	1.0	3	0.00	0.17	_____
112	B	84	x	48	23+60 -RPA-	2	S3x5.7	BA	N/A	N/A	N/A	18.00	4.10	4.00	7.00	2.5	1.46	12.46	14.96	0.00	0.00	0.00	2.14	13.14	15.64	210.42	0	1.0	3	0.00	0.17	_____
113	A	84	x	54	19+50 -LPD-	2	S3x5.7	BA	N/A	N/A	N/A	12.00	4.10	4.50	7.09	2.5	-0.09	11.50	14.00	0.00	0.00	0.00	0.94	12.53	15.03	201.47	0	1.0	3	0.00	0.17	_____
114	A	102	x	96	20+00 -Y3- EB	2	W6x9	S	N/A	N/A	N/A	9.60	4.98	8.00	7.00	3.0	-0.68	14.32	17.32	0.00	0.00	0.00	1.49	16.49	19.49	0.00	331.29	1.5	3.5	0.46	0.00	_____
115	A	96	x	84	31+50 -Y3- EB	2	S4x7.7	BA	N/A	N/A	N/A	22.00	4.69	7.00	7.00	3.0	0.61	14.61	17.61	0.00	0.00	0.00	1.42	15.42	18.42	317.43	0	1.0	3.5	0.00	0.20	_____
116	A	96	x	84	34+50 -Y3- WB	2	S4x7.7	BA	N/A	N/A	N/A	12.00	4.69	7.00	7.00	3.0	1.16	15.16	18.16	0.00	0.00	0.00	1.83	15.83	18.83	324.82	0	1.0	3.5	0.00	0.20	_____
117	A	84	x	60	19+19 -Y4- NB	2	S3x5.7	BA	N/A	N/A	N/A	10.00	4.10	5.00	7.09	2.5	-0.09	12.00	14.50	0.00	0.00	0.00	-0.06	12.03	14.53	201.47	0	1.0	3	0.00	0.17	_____
201A	A	78	x	60	14+21 -LPD-	2	S4x7.7	BA	N/A	N/A	N/A	Δ	3.81	7.00	7.21	3.0	0.47	14.68	17.68	0.00	0.00	0.00	-0.21	14.00	17.00	307.04	0	1.0	3.5	0.00	0.20	_____
201B	B	78	x	24	14+21 -LPD-	2	S4x7.7	BA	N/A	N/A	N/A	Δ	3.81	7.00	7.21	3.0	0.47	14.68	17.68	0.00	0.00	0.00	-0.21	14.00	17.00	307.04	0	1.0	3.5	0.00	0.20	_____
202	A	78	x	60	14+51 -RPA-	2	S3x5.7	BA	N/A	N/A	N/A	Δ	3.81	5.00	7.00	2.5	1.59	13.59	16.09	0.00	0.00	0.00	0.98	12.98	15.48	215.95	0	1.0	3	0.00	0.17	_____
203A	A	78	x	60	12+26 -LPB-	2	S4x7.7	BA	N/A	N/A	N/A	Δ	3.81	7.00	7.00	3.0	2.05	16.05	19.05	0.00	0.00	0.00	1.48	15.48	18.48	328.98	0	1.0	3.5	0.00	0.20	_____
203B	B	78	x	24	12+26 -LPB-	2	S4x7.7	BA	N/A	N/A	N/A	Δ	3.81	7.00	7.00	3.0	2.05	16.05	19.05	0.00	0.00	0.00	1.48	15.48	18.48	328.98	0	1.0	3.5	0.00	0.20	_____

TOTAL	3307.07	TOTAL	9838.39	TOTAL	12.24	TOTAL	1.69
USE:	3308.00	9839.00		13.00	2.00		

NOTES

1. DIMENSION "S" REPRESENTS AN INCREASE (+), OR A DECREASE (-) IN POLE LENGTH, RELATIVE TO THE ELEVATION OF THE EDGE OF TRAVEL LANE.
2. FIELD VERIFICATIONS SHALL BE REQUIRED FOR ALL SUPPORTS, SEE (*) ARTICLE 903-3. FABRICATORS SHALL BE AISC CERTIFIED IN CATEGORY 1, SEE (*) ARTICLE 1072-1. (*) = N.C.D.O.T. STANDARD SPECIFICATIONS FOR ROADS AND STRUCTURES
3. PLAN LOCATIONS FOR EXISTING UTILITIES ARE BASED ON THE BEST AVAILABLE INFORMATION AND, THEREFORE MAY NOT BE PRECISELY ACCURATE. THEREFORE, IT IS INCUMBENT UPON THE CONTRACTOR TO DETERMINE THE EXACT LOCATION OF UTILITIES BEFORE BEGINNING WORK IN A LOCATION.



2610 WYCLIFF ROAD
RALEIGH, NC 27607
SUITE 410
PHONE: 919.881.9939
NC COA No. F-0929


**TYPE "A" AND TYPE "B"
GROUND MOUNTED SIGNS**

I6-APR-2020 14:22 \\RAVENROCK\Projects\50075420\CAD\Civil\AR-2233BB\Traffic\Signing\Plans\R2233BB-SIGN-2.dgn AT PC00AT3U abeshours

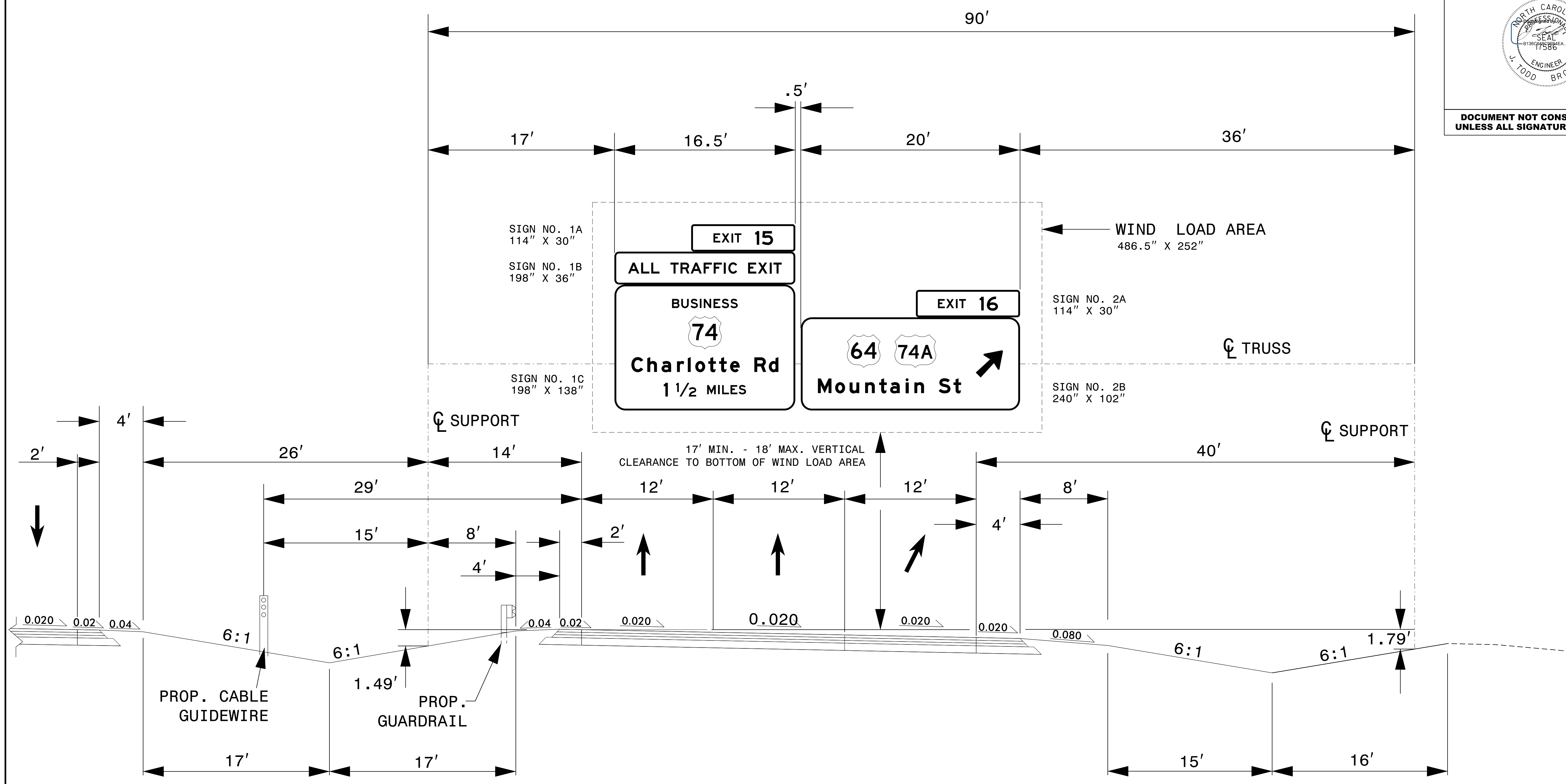
APPROVED: _____

DATE: _____

SEAL



**DOCUMENT NOT CONSIDERED FINAL
UNLESS ALL SIGNATURES COMPLETED**



NOTES

1. IF THE CONTRACTOR BIDS ALUMINUM SIGN STRUCTURE, EACH SHALL BE PROVIDED WITH AN APPROVED HIGHWAY TRUSS DAMPER DEVICE IN ACCORDANCE WITH AASHTO SPECIFICATIONS
2. MOUNT SIGNS VERTICALLY CENTERED ON HORIZONTAL MEMBER OF STRUCTURE
3. FIELD VERIFICATION SHALL BE REQUIRED FOR ALL FOOTING ELEVATIONS, PER THE LATEST NCDOT STANDARD SPECIFICATIONS FOR ROADS AND STRUCTURES. PROVIDE FIELD VERIFICATION TO THE SIGNING SECTION.
4. THE TOP OF THE FOOTING SHALL EXTEND AT LEAST 4 INCHES AND NOT MORE THAN 24 INCHES ABOVE THE HIGHEST POINT OF THE GROUND SURFACE AT THE FOOTING.
5. SIGN HANGERS AND ATTACHMENT HARDWARE SHALL BE PROVIDED AND INSTALLED ON THE ASSEMBLY TO ACCOMMODATE ALL SIGNS SHOWN IN THIS PLAN SHEET.
6. DESIGN AND CONSTRUCTION REQUIREMENTS FOR SIGN STRUCTURES SHALL ACCOMMODATE WIND VELOCITY OF 90 M.P.H.



2610 WYCLIFF ROAD
RALEIGH, NC 27607
SUITE 410
PHONE: 919.881.9939
NC COA No. F-0929

**OVERHEAD SIGN ASSEMBLY
-L3- STA. 861+15**

I:\APR-2020\1422
 I:\RAVENROCK\Projects\50075420\CAD\Civil\N-2233BB\Tranfrc\Signing\Plans\R2233BB-SIGN-3.dgn
 abe@harsco.com AT 11:00AM '20

TIP NO. R-2233BB	SHEET NO. SIGN - 4A
APPROVED: _____	
DATE: _____	
SEAL	
DOCUMENT NOT CONSIDERED FINAL UNLESS ALL SIGNATURES COMPLETED	

SIGN NUMBER: 1A TYPE: B QUANTITY: 1 SIGN WIDTH: 9'-6" HEIGHT: 2'-6" TOTAL AREA: 23.8 Sq.Ft. BORDER TYPE: FLUSH RECESS: 0" WIDTH: 2" RADII: 3.25" NO. Z BARS: 2 LENGTH: 106.0	BACKG COLOR: Green COPY COLOR: White SYMBOL X Y WID HT MAT'L: 0.125" (3.2 mm) ALUMINUM	DESIGN BY: A. BESHEARS PROJECT ID: R-2233BB CHECKED BY: J. T. BROOKS Feb 28, 2020 DIV: 13
---	---	---

BORDER R=3.25" TH=2"

Panel Style: tab1.bsi
M.U.T.C.D.: 2009 Edition

Spacing Factor is 1 unless specified otherwise

Letter locations are panel edge to lower left corner												Series/Size
												Text Length
	E	X	I	T								E 2000
	24.4	8.9	10.7	3.5	7.5	15	7.5	12.2	24.4			65.7

FILENAME: R2233BB_Signing NORTH CAROLINA D.O.T. SIGN DETAIL

SIGN NUMBER: 1B, 105B, 108B TYPE: A QUANTITY: 3 SIGN WIDTH: 16'-6" HEIGHT: 3'-0" TOTAL AREA: 49.5 Sq.Ft. BORDER TYPE: FLUSH RECESS: 0" WIDTH: 2" RADII: 5" NO. Z BARS: 2 LENGTH: 190.0	BACKG COLOR: Green COPY COLOR: White SYMBOL X Y WID HT MAT'L: 0.063" (1.6 mm) ALUMINUM 0.080" (2.0 mm) ALUMINUM 0.125" (3.2 mm) ALUMINUM	DESIGN BY: A. BESHEARS PROJECT ID: R-2233BB CHECKED BY: J. T. BROOKS Apr 15, 2020 DIV: 13
---	---	---

BORDER R=5" TH=2"

Panel Style: guide_exp_advance_b.ssi
M.U.T.C.D.: 2009 Edition

Spacing Factor is 1 unless specified otherwise

Letter spacings are to start of next letter															Series/Size				
															Text Length				
	A	L	L	T	R	A	F	F	I	C	E	X	I	T	EM 2000				
	14.5	14.3	10.8	8.9	12	11	11	14.3	11.4	11.4	5.3	9.7	12	10.6	13	4.6	8.9	14.5	169.1

FILENAME: R2233BB_Signing NORTH CAROLINA D.O.T. SIGN DETAIL

SIGN NUMBER: 1C TYPE: A QUANTITY: 1 SIGN WIDTH: 16'-6" HEIGHT: 11'-6" TOTAL AREA: 189.8 Sq.Ft. BORDER TYPE: FLUSH RECESS: 0" WIDTH: 2" RADII: 12" NO. Z BARS: 3 LENGTH: 190.0	BACKG COLOR: Green COPY COLOR: White SYMBOL X Y WID HT MAT'L: 0.063" (1.6 mm) ALUMINUM 0.080" (2.0 mm) ALUMINUM 0.125" (3.2 mm) ALUMINUM	DESIGN BY: A. BESHEARS PROJECT ID: R-2233BB CHECKED BY: J. T. BROOKS Apr 15, 2020 DIV: 13
--	---	---

BORDER R=12" TH=2"

Panel Style: guide_fwy_advance_a.ssi
M.U.T.C.D.: 2009 Edition

Spacing Factor is 1 unless specified otherwise

Letter spacings are to start of next letter															Series/Size
															Text Length
	B	U	S	I	N	E	S	S							E 2000
	55.9	12.1	12.1	12.1	5.3	12.8	10.7	11.4	9.7	55.9					86.3
	C	h	a	r	i	o	t	t	e	R	d				EM 2000
	18.5	17.4	15.5	17	11.8	8.2	14.2	11.8	12	10.6	16	15.8	10.6	18.5	161
	1		1/2		M	I	L	E	S						E 2000
	54	4.5	9	22	12	12	4.4	9.2	8.9	8.1	54				90.1

FILENAME: R2233BB_Signing NORTH CAROLINA D.O.T. SIGN DETAIL

SIGN NUMBER: 2A TYPE: B QUANTITY: 1 SIGN WIDTH: 9'-6" HEIGHT: 2'-6" TOTAL AREA: 23.8 Sq.Ft. BORDER TYPE: FLUSH RECESS: 0" WIDTH: 2" RADII: 3.25" NO. Z BARS: 2 LENGTH: 106.0	BACKG COLOR: Green COPY COLOR: White SYMBOL X Y WID HT MAT'L: 0.125" (3.2 mm) ALUMINUM	DESIGN BY: A. BESHEARS PROJECT ID: R-2233BB CHECKED BY: J. T. BROOKS Feb 28, 2020 DIV: 13
---	---	---

BORDER R=3.25" TH=2"


Panel Style: tab1.bsi
M.U.T.C.D.: 2009 Edition

Spacing Factor is 1 unless specified otherwise


Letter locations are panel edge to lower left corner												Series/Size
												Text Length
	E	X	I	T								E 2000
	24.2	8.9	10.7	3.5	7.5	15	8	12.2	24.1			65.7

FILENAME: R2233BB_Signing NORTH CAROLINA D.O.T. SIGN DETAIL

16-APR-2020 14:22
 C:\Users\jbeshears\Documents\Projects\2233BB\Traffic\Signing\Plans\R2233BB-SIGN-4A.dgn
 J. Beshears
 AT PLOU 130

TIP NO. R-2233BB	SHEET NO. SIGN - 4B
APPROVED: _____	
DATE: _____	
SEAL	
	
4/16/2020	
DOCUMENT NOT CONSIDERED FINAL UNLESS ALL SIGNATURES COMPLETED	

SIGN NUMBER: 2B TYPE: A QUANTITY: 1 SIGN WIDTH: 20'-0" HEIGHT: 8'-0" TOTAL AREA: 160.0 Sq.Ft. BORDER TYPE: FLUSH RECESS: 0" WIDTH: 2" RADII: 12" NO. Z BARS: 3 LENGTH: 232.0	BACKG COLOR: Green COPY COLOR: White <table border="1"> <thead> <tr> <th>SYMBOL</th> <th>X</th> <th>Y</th> <th>WID</th> <th>HT</th> </tr> </thead> <tbody> <tr> <td>M1_4</td> <td>36.6</td> <td>47.5</td> <td>36</td> <td>36</td> </tr> <tr> <td>M1_4</td> <td>92.4</td> <td>47.5</td> <td>45.4</td> <td>36</td> </tr> <tr> <td>AR_Type A</td> <td>196.4</td> <td>34.3</td> <td>27.5</td> <td>27.5</td> </tr> </tbody> </table> MAT'L: 0.063" (1.6 mm) ALUMINUM 0.080" (2.0 mm) ALUMINUM 0.125" (3.2 mm) ALUMINUM	SYMBOL	X	Y	WID	HT	M1_4	36.6	47.5	36	36	M1_4	92.4	47.5	45.4	36	AR_Type A	196.4	34.3	27.5	27.5	DESIGN BY: A. BESHEARS CHECKED BY: J. T. BROOKS PROJECT ID: R-2233BB Apr 13, 2020 DIV: 13
SYMBOL	X	Y	WID	HT																		
M1_4	36.6	47.5	36	36																		
M1_4	92.4	47.5	45.4	36																		
AR_Type A	196.4	34.3	27.5	27.5																		

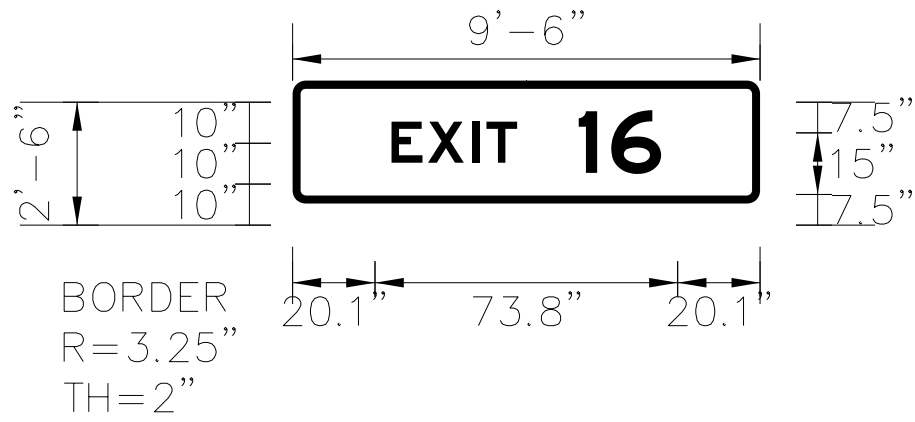


Panel Style: guide_exp_advance_a.ssi
M.U.T.C.D.: 2009 Edition
Spacing Factor is 1 unless specified otherwise

Letter locations are panel edge to lower left corner													Series/Size	
M	o	u	n	t	a	i	n	S	t				EM 2000	
16.2	35.1	50.9	67.9	83.3	95.3	112.2	121.8	132.4	148.4	164.7				156.8

NORTH CAROLINA D.O.T. SIGN DETAIL

SIGN NUMBER: 101A, 102A, 103A, 104A TYPE: B QUANTITY: 4 SIGN WIDTH: 9'-6" HEIGHT: 2'-6" TOTAL AREA: 23.8 Sq.Ft. BORDER TYPE: FLUSH RECESS: 0" WIDTH: 2" RADII: 3.25" NO. Z BARS: 2 LENGTH: 106.0	BACKG COLOR: Green COPY COLOR: White <table border="1"> <thead> <tr> <th>SYMBOL</th> <th>X</th> <th>Y</th> <th>WID</th> <th>HT</th> </tr> </thead> <tbody> <tr> <td>M1_4</td> <td>49.8</td> <td>89.8</td> <td>36</td> <td>36</td> </tr> <tr> <td>M1_4</td> <td>101.8</td> <td>89.8</td> <td>45</td> <td>36</td> </tr> <tr> <td>AR_Type A</td> <td>82.3</td> <td>17.8</td> <td>22.1</td> <td>34.9</td> </tr> </tbody> </table> MAT'L: 0.125" (3.2 mm) ALUMINUM	SYMBOL	X	Y	WID	HT	M1_4	49.8	89.8	36	36	M1_4	101.8	89.8	45	36	AR_Type A	82.3	17.8	22.1	34.9	DESIGN BY: A. BESHEARS CHECKED BY: J. T. BROOKS PROJECT ID: R-2233BB Feb 28, 2020 DIV: 13
SYMBOL	X	Y	WID	HT																		
M1_4	49.8	89.8	36	36																		
M1_4	101.8	89.8	45	36																		
AR_Type A	82.3	17.8	22.1	34.9																		




Panel Style: tab1.bsi
M.U.T.C.D.: 2009 Edition
Spacing Factor is 1 unless specified otherwise

Letter locations are panel edge to lower left corner													Series/Size
E	X	I	T	1	6							E 2000	
24.2	8.9	10.7	3.5	7.5	15	8	12.2	24.1					65.7

NORTH CAROLINA D.O.T. SIGN DETAIL

SIGN NUMBER: 101B, 104B TYPE: A QUANTITY: 1 SIGN WIDTH: 16'-0" HEIGHT: 10'-0" TOTAL AREA: 160.0 Sq.Ft. BORDER TYPE: FLUSH RECESS: 0" WIDTH: 2" RADII: 12" NO. Z BARS: 3 LENGTH: 184.0	BACKG COLOR: Green COPY COLOR: White <table border="1"> <thead> <tr> <th>SYMBOL</th> <th>X</th> <th>Y</th> <th>WID</th> <th>HT</th> </tr> </thead> <tbody> <tr> <td>M1_4</td> <td>49.8</td> <td>70</td> <td>36</td> <td>36</td> </tr> <tr> <td>M1_4</td> <td>101.8</td> <td>70</td> <td>45</td> <td>36</td> </tr> </tbody> </table> MAT'L: 0.125" (3.2 mm) ALUMINUM	SYMBOL	X	Y	WID	HT	M1_4	49.8	70	36	36	M1_4	101.8	70	45	36	DESIGN BY: A. BESHEARS CHECKED BY: J. T. BROOKS PROJECT ID: R-2233BB Feb 28, 2020 DIV: 13
SYMBOL	X	Y	WID	HT													
M1_4	49.8	70	36	36													
M1_4	101.8	70	45	36													

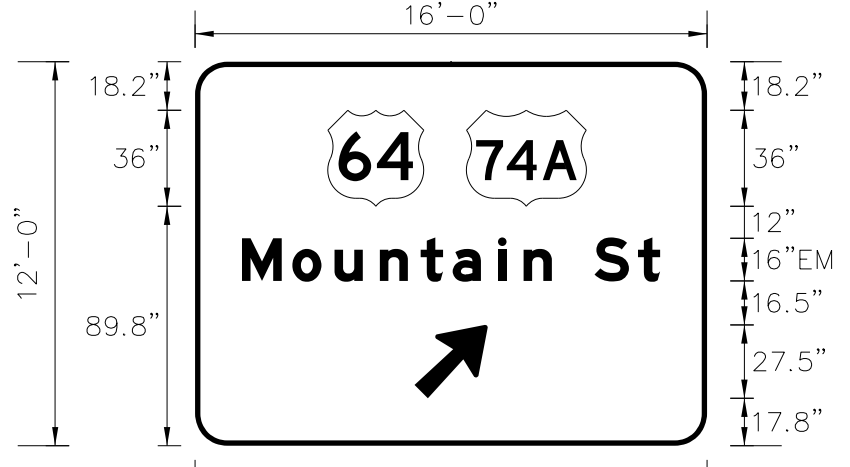


Panel Style: guide_fwv_advance_a.ssi
M.U.T.C.D.: 2009 Edition
Spacing Factor is 1 unless specified otherwise

Letter locations are panel edge to lower left corner													Series/Size	
M	o	u	n	t	a	i	n	S	t				EM 2000	
17.8	36.5	52.3	69.3	84.6	96.6	113.6	123.2	133.8	149.8	166.1				156.8
3/4	M	I	L	E									E 2000	
61	98	110	114.4	123.6									70.1	

NORTH CAROLINA D.O.T. SIGN DETAIL

SIGN NUMBER: 102B TYPE: A QUANTITY: 1 SIGN WIDTH: 16'-0" HEIGHT: 12'-0" TOTAL AREA: 192.0 Sq.Ft. BORDER TYPE: FLUSH RECESS: 0" WIDTH: 2" RADII: 12" NO. Z BARS: 3 LENGTH: 184.0	BACKG COLOR: Green COPY COLOR: White <table border="1"> <thead> <tr> <th>SYMBOL</th> <th>X</th> <th>Y</th> <th>WID</th> <th>HT</th> </tr> </thead> <tbody> <tr> <td>M1_4</td> <td>49.8</td> <td>89.8</td> <td>36</td> <td>36</td> </tr> <tr> <td>M1_4</td> <td>101.8</td> <td>89.8</td> <td>45</td> <td>36</td> </tr> <tr> <td>AR_Type A</td> <td>82.3</td> <td>17.8</td> <td>22.1</td> <td>34.9</td> </tr> </tbody> </table> MAT'L: 0.063" (1.6 mm) ALUMINUM 0.080" (2.0 mm) ALUMINUM 0.125" (3.2 mm) ALUMINUM	SYMBOL	X	Y	WID	HT	M1_4	49.8	89.8	36	36	M1_4	101.8	89.8	45	36	AR_Type A	82.3	17.8	22.1	34.9	DESIGN BY: A. BESHEARS CHECKED BY: J. T. BROOKS PROJECT ID: R-2233BB Apr 15, 2020 DIV: 13
SYMBOL	X	Y	WID	HT																		
M1_4	49.8	89.8	36	36																		
M1_4	101.8	89.8	45	36																		
AR_Type A	82.3	17.8	22.1	34.9																		



Panel Style: guide_fwv_advance_a.ssi
M.U.T.C.D.: 2009 Edition
Spacing Factor is 1 unless specified otherwise

Letter spacings are to start of next letter													Series/Size
M	o	u	n	t	a	i	n	S	t				EM 2000
17.6	18.9	15.8	17	15.4	12	17	9.6	10.6	16	16.3	8.3	17.6	156.8


NORTH CAROLINA D.O.T. SIGN DETAIL

16 APR 2020 14:22
 C:\Users\jbshears\Documents\Projects\2233BB\Traffic\Signing\Plans\R2233BB-SIGN-4B.dgn
 J. BESHEARS AT PLOUASU

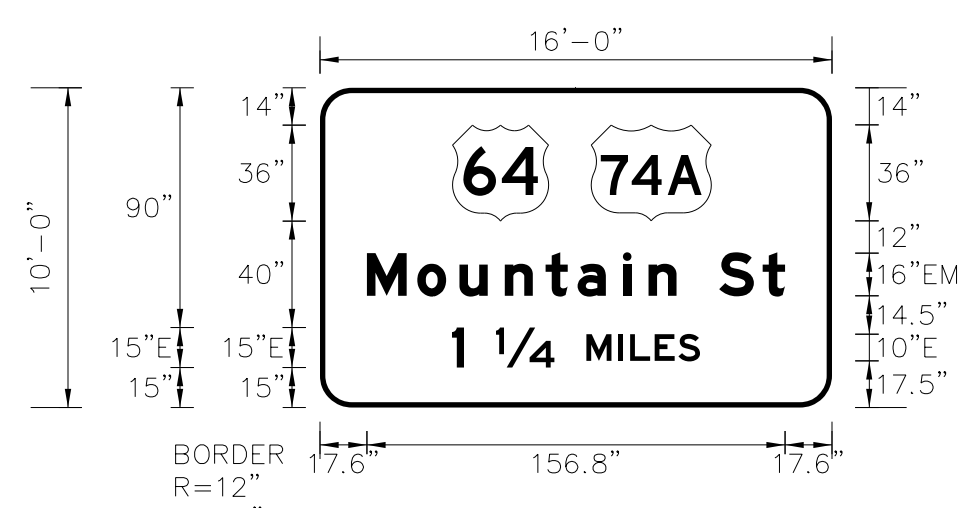


2610 WYCLIFF ROAD
 RALEIGH, NC 27607
 SUITE 410
 PHONE: 919.881.9939
 NC COA No. F-0929

SIGN DESIGNS

TIP NO. R-2233BB	SHEET NO. SIGN - 4C
APPROVED: _____	
DATE: _____	
SEAL	
	
DOCUMENT NOT CONSIDERED FINAL UNLESS ALL SIGNATURES COMPLETED	

SIGN NUMBER: 103B TYPE: A QUANTITY: 1 SIGN WIDTH: 16'-0" HEIGHT: 10'-0" TOTAL AREA: 160.0 Sq.Ft. BORDER TYPE: FLUSH RECESS: 0" WIDTH: 2" RADII: 12" NO. Z BARS: 3 LENGTH: 184.0	BACKG COLOR: Green COPY COLOR: White <table border="1"> <tr> <th>SYMBOL</th> <th>X</th> <th>Y</th> <th>WID</th> <th>HT</th> </tr> <tr> <td>M1_4</td> <td>49.8</td> <td>70</td> <td>36</td> <td>36</td> </tr> <tr> <td>M1_4</td> <td>101.8</td> <td>70</td> <td>45</td> <td>36</td> </tr> </table> MAT'L: 0.125" (3.2 mm) ALUMINUM	SYMBOL	X	Y	WID	HT	M1_4	49.8	70	36	36	M1_4	101.8	70	45	36	DESIGN BY: A. BESHEARS PROJECT ID: R-2233BB CHECKED BY: J. T. BROOKS Apr 08, 2020 DIV: 13
SYMBOL	X	Y	WID	HT													
M1_4	49.8	70	36	36													
M1_4	101.8	70	45	36													

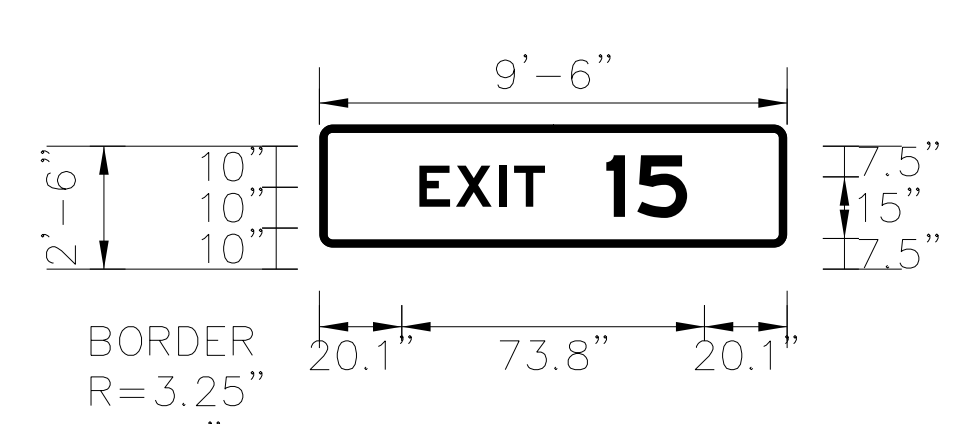


Panel Style: guide_fwy_advance_a.ssi
M.U.T.C.D.: 2009 Edition
Spacing Factor is 1 unless specified otherwise

Letter positions												Series/Size	
Letter spacings are to start of next letter												Text Length	
												EM 2000	
17.6	18.9	15.8	17	15.4	12	17	9.6	10.6	16	16.3	8.3	17.6	156.8
													E 2000
49.5	4.5	12	22	12	12	4.4	9.2	8.9	8.1	49.5			93.1

NORTH CAROLINA D.O.T. SIGN DETAIL

SIGN NUMBER: 105A, 108A TYPE: B QUANTITY: 2 SIGN WIDTH: 9'-6" HEIGHT: 2'-6" TOTAL AREA: 23.8 Sq.Ft. BORDER TYPE: FLUSH RECESS: 0" WIDTH: 2" RADII: 3.25" NO. Z BARS: 2 LENGTH: 106.0	BACKG COLOR: Green COPY COLOR: White <table border="1"> <tr> <th>SYMBOL</th> <th>X</th> <th>Y</th> <th>WID</th> <th>HT</th> </tr> <tr> <td></td> <td></td> <td></td> <td></td> <td></td> </tr> </table> MAT'L: 0.125" (3.2 mm) ALUMINUM	SYMBOL	X	Y	WID	HT						DESIGN BY: A. BESHEARS PROJECT ID: R-2233BB CHECKED BY: J. T. BROOKS Feb 28, 2020 DIV: 13
SYMBOL	X	Y	WID	HT								




Panel Style: tab1.bsi
M.U.T.C.D.: 2009 Edition
Spacing Factor is 1 unless specified otherwise

Letter positions												Series/Size
Letter locations are panel edge to lower left corner												Text Length
												E 2000
24.4	8.9	10.7	3.5	7.5	15	7.5	12.2	24.4				65.7

NORTH CAROLINA D.O.T. SIGN DETAIL

SIGN NUMBER: 105C TYPE: A QUANTITY: 1 SIGN WIDTH: 16'-6" HEIGHT: 11'-6" TOTAL AREA: 189.8 Sq.Ft. BORDER TYPE: FLUSH RECESS: 0" WIDTH: 2" RADII: 12" NO. Z BARS: 3 LENGTH: 190.0	BACKG COLOR: Green COPY COLOR: White <table border="1"> <tr> <th>SYMBOL</th> <th>X</th> <th>Y</th> <th>WID</th> <th>HT</th> </tr> <tr> <td>M1_4</td> <td>81</td> <td>66</td> <td>36</td> <td>36</td> </tr> </table> MAT'L: 0.063" (1.6 mm) ALUMINUM 0.080" (2.0 mm) ALUMINUM 0.125" (3.2 mm) ALUMINUM	SYMBOL	X	Y	WID	HT	M1_4	81	66	36	36	DESIGN BY: A. BESHEARS PROJECT ID: R-2233BB CHECKED BY: J. T. BROOKS Apr 15, 2020 DIV: 13
SYMBOL	X	Y	WID	HT								
M1_4	81	66	36	36								

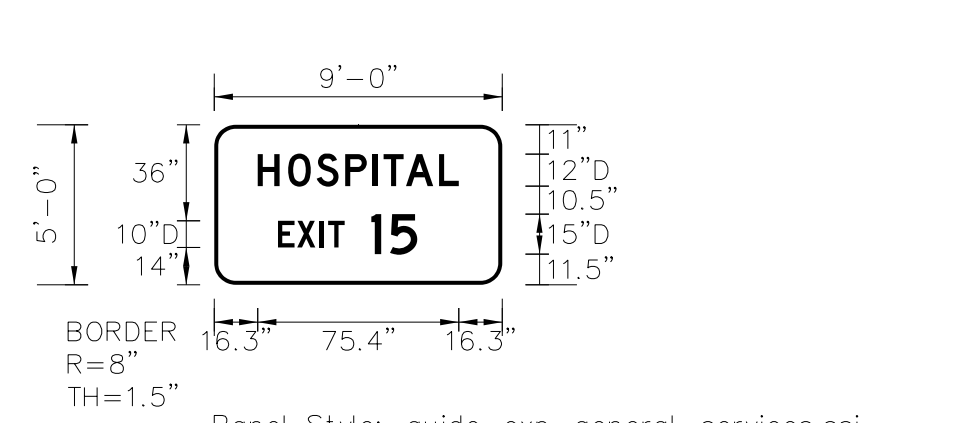


Panel Style: guide_fwy_advance_a.ssi
M.U.T.C.D.: 2009 Edition
Spacing Factor is 1 unless specified otherwise

Letter positions												Series/Size		
Letter spacings are to start of next letter												Text Length		
												E 2000		
55.9	12.1	12.1	5.3	12.8	10.7	11.4	9.7	55.9				86.3		
												EM 2000		
18.5	17.4	15.5	17	11.8	8.2	14.2	11.8	12	10.6	16	15.8	10.6	18.5	161
														E 2000
64	25	12	12	4.4	9.2	7.5	64						70.1	

NORTH CAROLINA D.O.T. SIGN DETAIL

SIGN NUMBER: 106 TYPE: A QUANTITY: 1 SIGN WIDTH: 9'-0" HEIGHT: 5'-0" TOTAL AREA: 45.0 Sq.Ft. BORDER TYPE: FLUSH RECESS: 0" WIDTH: 1.5" RADII: 8" NO. Z BARS: 2 LENGTH: 100.0	BACKG COLOR: Blue COPY COLOR: White <table border="1"> <tr> <th>SYMBOL</th> <th>X</th> <th>Y</th> <th>WID</th> <th>HT</th> </tr> <tr> <td></td> <td></td> <td></td> <td></td> <td></td> </tr> </table> MAT'L: 0.063" (1.6 mm) ALUMINUM 0.080" (2.0 mm) ALUMINUM 0.125" (3.2 mm) ALUMINUM	SYMBOL	X	Y	WID	HT						DESIGN BY: A. BESHEARS PROJECT ID: R-2233BB CHECKED BY: J. T. BROOKS Apr 15, 2020 DIV: 13
SYMBOL	X	Y	WID	HT								



Panel Style: guide_exp_general-services.ssi
M.U.T.C.D.: 2009 Edition
Spacing Factor is 1 unless specified otherwise

Letter positions												Series/Size
Letter spacings are to start of next letter												Text Length
												D 2000
16.3	11.4	10.7	10.4	4.1	8.3	12.4	7.4	16.3				75.4
												D 2000
23.9	7.2	8.5	3.1	6.2	10	7	10.2	31.9				52.3

NORTH CAROLINA D.O.T. SIGN DETAIL


16-APR-2020 14:22
 \RAVENROCK\AT-P\obsears\50075420\CAD\Civil\N-2233BB\Traffic\Signing\Plans\R2233BB-SIGN-4C.dgn
 obsears AT P600A13U



2610 WYCLIFF ROAD
 RALEIGH, NC 27607
 SUITE 410
 PHONE: 919.881.9939
 NC COA No. F-0929

SIGN DESIGNS

APPROVED: _____
DATE: _____



**DOCUMENT NOT CONSIDERED FINAL
UNLESS ALL SIGNATURES COMPLETED**

SIGN NUMBER: 108C TYPE: A QUANTITY: 1 SIGN WIDTH: 16'-6" HEIGHT: 13'-6" TOTAL AREA: 222.8 Sq.Ft. BORDER TYPE: FLUSH RECESS: 0" WIDTH: 2" RADII: 12" NO. Z BARS: 4 LENGTH: 190.0	BACKG COLOR: Green COPY COLOR: White <table border="1"> <tr><th>SYMBOL</th><th>X</th><th>Y</th><th>WID</th><th>HT</th></tr> <tr><td>MT_4</td><td>81</td><td>90</td><td>36</td><td>36</td></tr> <tr><td>AR_Type A</td><td>85.2</td><td>18.6</td><td>27.5</td><td>27.5</td></tr> </table> MAT'L: 0.063" (1.6 mm) ALUMINUM 0.080" (2.0 mm) ALUMINUM 0.125" (3.2 mm) ALUMINUM	SYMBOL	X	Y	WID	HT	MT_4	81	90	36	36	AR_Type A	85.2	18.6	27.5	27.5	DESIGN BY: A. BESHEARS PROJECT ID: R-2233BB CHECKED BY: J. T. BROOKS Apr 13, 2020 DIV: 13
SYMBOL	X	Y	WID	HT													
MT_4	81	90	36	36													
AR_Type A	85.2	18.6	27.5	27.5													

Panel Style: guide_fwy_advance_a.ssi
M.U.T.C.D.: 2009 Edition
Spacing Factor is 1 unless specified otherwise

Letter locations are panel edge to lower left corner												Series/Size	Text Length
B	U	S	I	N	E	S						E 2000	86.3
63	75.2	87.3	99.4	104.7	117.5	128.2	139.6						
C	h	a	r	l	o	t	t	e	R	d		EM 2000	161
18.5	36	51.5	68.4	80.3	88.4	102.7	114.5	126.5	137.1	153.1	168.9		

LETTER POSITIONS

FILENAME: DCCC Signing_Copy NORTH CAROLINA D.O.T. SIGN DETAIL

SIGN NUMBER: 110 TYPE: B QUANTITY: 1 SIGN WIDTH: 7'-6" HEIGHT: 4'-0" TOTAL AREA: 30.0 Sq.Ft. BORDER TYPE: FLUSH RECESS: 0" WIDTH: 1.5" RADII: 6" NO. Z BARS: 2 LENGTH: 82.0	BACKG COLOR: Green COPY COLOR: White <table border="1"> <tr><th>SYMBOL</th><th>X</th><th>Y</th><th>WID</th><th>HT</th></tr> <tr><td>MT_4</td><td>9.9</td><td>22</td><td>22.5</td><td>18</td></tr> <tr><td>AR_Type D</td><td>68.1</td><td>20</td><td>8</td><td>12</td></tr> </table> MAT'L: 0.125" (3.2 mm) ALUMINUM	SYMBOL	X	Y	WID	HT	MT_4	9.9	22	22.5	18	AR_Type D	68.1	20	8	12	DESIGN BY: A. BESHEARS PROJECT ID: R-2233BB CHECKED BY: J. T. BROOKS Apr 09, 2020 DIV: 13
SYMBOL	X	Y	WID	HT													
MT_4	9.9	22	22.5	18													
AR_Type D	68.1	20	8	12													

Panel Style: guide_fwy_advance_a.ssi
M.U.T.C.D.: 2009 Edition
Spacing Factor is 1 unless specified otherwise

Letter spacings are to start of next letter												Series/Size	Text Length
N	O	R	T	H								D 2000	19.8
38.4	4.1	1.6	4.2	3.4	3.5	3.1	31.8						
M	a	r	i	o	n							D 2000	31.1
18.4	7.6	6.1	4	2.6	6.2	4.7	40.4						

LETTER POSITIONS

FILENAME: DCCC Signing_Copy NORTH CAROLINA D.O.T. SIGN DETAIL

SIGN NUMBER: 112 TYPE: B QUANTITY: 1 SIGN WIDTH: 7'-0" HEIGHT: 4'-0" TOTAL AREA: 28.0 Sq.Ft. BORDER TYPE: FLUSH RECESS: 0" WIDTH: 0.75" RADII: 3" NO. Z BARS: 2 LENGTH: 76.0	BACKG COLOR: Green COPY COLOR: White <table border="1"> <tr><th>SYMBOL</th><th>X</th><th>Y</th><th>WID</th><th>HT</th></tr> <tr><td>AR_Type D</td><td>14.3</td><td>36</td><td>6</td><td>9</td></tr> <tr><td>AR_Type D</td><td>68.2</td><td>12.1</td><td>6</td><td>9</td></tr> </table> MAT'L: 0.063" (1.6 mm) ALUMINUM 0.080" (2.0 mm) ALUMINUM 0.125" (3.2 mm) ALUMINUM	SYMBOL	X	Y	WID	HT	AR_Type D	14.3	36	6	9	AR_Type D	68.2	12.1	6	9	DESIGN BY: A. BESHEARS PROJECT ID: R-2233BB CHECKED BY: J. T. BROOKS Apr 15, 2020 DIV: 13
SYMBOL	X	Y	WID	HT													
AR_Type D	14.3	36	6	9													
AR_Type D	68.2	12.1	6	9													

Panel Style: guide_con_destination.ssi
M.U.T.C.D.: 2009 Edition
Spacing Factor is 1 unless specified otherwise

Letter spacings are to start of next letter												Series/Size	Text Length		
M	o	r	g	a	n	t	o	n				D 2000	37.3		
32.3	5.8	4.6	2.8	4.5	4.6	4.1	2.8	4.6	3.5	14.3					
L	a	k	e	L	u	r	e					D 2000	38.1		
14.7	4.2	4.6	4.3	3.5	6	4.4	4.7	2.8	3.5	31.2					
C	h	i	m	n	e	y	R	o	c	k		D 2000	55.3		
6.8	5.3	4.7	2.2	7.1	4.4	3.9	4.5	6	4.7	4.4	4.3	3.8	21.8		

LETTER POSITIONS

FILENAME: DCCC Signing_Copy NORTH CAROLINA D.O.T. SIGN DETAIL

SIGN NUMBER: 113 TYPE: A QUANTITY: 1 SIGN WIDTH: 7'-0" HEIGHT: 4'-6" TOTAL AREA: 31.5 Sq.Ft. BORDER TYPE: FLUSH RECESS: 0" WIDTH: 0.75" RADII: 3" NO. Z BARS: 2 LENGTH: 76.0	BACKG COLOR: Green COPY COLOR: White <table border="1"> <tr><th>SYMBOL</th><th>X</th><th>Y</th><th>WID</th><th>HT</th></tr> <tr><td>AR_Type D</td><td>13.7</td><td>40.7</td><td>6</td><td>9</td></tr> <tr><td>AR_Type D</td><td>13</td><td>28.5</td><td>6</td><td>9</td></tr> <tr><td>AR_Type D</td><td>68.2</td><td>9.1</td><td>6</td><td>9</td></tr> </table> MAT'L: 0.063" (1.6 mm) ALUMINUM 0.080" (2.0 mm) ALUMINUM 0.125" (3.2 mm) ALUMINUM	SYMBOL	X	Y	WID	HT	AR_Type D	13.7	40.7	6	9	AR_Type D	13	28.5	6	9	AR_Type D	68.2	9.1	6	9	DESIGN BY: A. BESHEARS PROJECT ID: R-2233BB CHECKED BY: J. T. BROOKS Apr 13, 2020 DIV: 13
SYMBOL	X	Y	WID	HT																		
AR_Type D	13.7	40.7	6	9																		
AR_Type D	13	28.5	6	9																		
AR_Type D	68.2	9.1	6	9																		

Panel Style: guide_con_destination.ssi
M.U.T.C.D.: 2009 Edition
Spacing Factor is 1 unless specified otherwise

Letter locations are panel edge to lower left corner												Series/Size	Text Length
F	o	r	e	s	t	C	i	t	y			D 2000	41.1
28.7	32.9	37.5	40.3	44.3	47.4	49.8	55.8	61.1	62.7	65.3			
M	o	r	g	a	n	t	o	n				D 2000	37.3
31	36.7	41.4	44.1	48.6	53.2	57.3	60.1	64.8					
L	a	k	e	L	u	r	e					D 2000	38.1
15.4	19.6	24.2	28.5	32.1	38.1	42.5	47.2	50					
C	h	i	m	n	e	y	R	o	c	k		D 2000	55.3
6.8	12.1	16.8	19	26	30.5	34.4	38.9	44.9	49.6	54	58.3		

LETTER POSITIONS

FILENAME: DCCC Signing_Copy NORTH CAROLINA D.O.T. SIGN DETAIL

16 APR 2020 14:22
 \P\AVENROCK\AT\Beshears\50075420\CAD\Civil\NR-2233BB\Traffic\Signing\Plans\R2233BB-SIGN-4D.dgn
 Beshears AT P60A13U



2610 WYCLIFF ROAD
 RALEIGH, NC 27607
 SUITE 410
 PHONE: 919.881.9939
 NC COA No. F-0929

SIGN DESIGNS

TIP NO. R-2233BB	SHEET NO. SIGN - 4E
APPROVED: _____	
DATE: _____	
SEAL	
DOCUMENT NOT CONSIDERED FINAL UNLESS ALL SIGNATURES COMPLETED	

SIGN NUMBER: 114 TYPE: A QUANTITY: 1 SIGN WIDTH: 8'-6" HEIGHT: 7'-0" TOTAL AREA: 59.5 Sq.Ft. BORDER TYPE: FLUSH RECESS: 0" WIDTH: 1.5" RADII: 6" NO. Z BARS: 2 LENGTH: 94.0	BACKG COLOR: Green COPY COLOR: White <table border="1"> <tr><th>SYMBOL</th><th>X</th><th>Y</th><th>WID</th><th>HT</th></tr> <tr><td>M1_4</td><td>33.4</td><td>59.7</td><td>22.6</td><td>18.1</td></tr> <tr><td>AR_Type D</td><td>15.4</td><td>56.7</td><td>8</td><td>12</td></tr> <tr><td>M1_4</td><td>32.8</td><td>17.3</td><td>22.6</td><td>18.1</td></tr> <tr><td>AR_Type D</td><td>10.8</td><td>14.4</td><td>8</td><td>12</td></tr> </table> MAT'L: 0.063" (1.6 mm) ALUMINUM 0.080" (2.0 mm) ALUMINUM 0.125" (3.2 mm) ALUMINUM	SYMBOL	X	Y	WID	HT	M1_4	33.4	59.7	22.6	18.1	AR_Type D	15.4	56.7	8	12	M1_4	32.8	17.3	22.6	18.1	AR_Type D	10.8	14.4	8	12	DESIGN BY: A. BESHEARS PROJECT ID: R-2233BB CHECKED BY: J. T. BROOKS Apr 15, 2020 DIV: 13
SYMBOL	X	Y	WID	HT																							
M1_4	33.4	59.7	22.6	18.1																							
AR_Type D	15.4	56.7	8	12																							
M1_4	32.8	17.3	22.6	18.1																							
AR_Type D	10.8	14.4	8	12																							

FUTURE LEGEND

Panel Style: NCDOT_guide_Dest_6in RadII.ssi
 M.U.T.C.D.: 2009 Edition
 Spacing Factor is 1 unless specified otherwise

LETTER POSITIONS												Series/Size
Letter spacings are to start of next letter												Text Length
	N	O	R	T	H							D 2000
61.2	4.1	0.8	4.7	3.8	3.9	3.4	20.2					20.6
	M	a	r	i	o	n						D 2000
34.1	7.6	6.1	4	2.6	6.2	4.7	36.7					31.2
	S	O	U	T	H							D 2000
60.2	4.1	0.8	4.7	4.2	3.9	3.4	20.8					21
	S	p	a	r	t	a	n	b	u	r	g	D 2000
32.8	6.6	5.7	6.1	3.3	3.7	6.1	6.2	6	6.3	3.7	4.8	58.5

SIGN NUMBER: 115 TYPE: A QUANTITY: 1 SIGN WIDTH: 8'-0" HEIGHT: 7'-0" TOTAL AREA: 56.0 Sq.Ft. BORDER TYPE: FLUSH RECESS: 0" WIDTH: 1.5" RADII: 6" NO. Z BARS: 2 LENGTH: 88.0	BACKG COLOR: Green COPY COLOR: White <table border="1"> <tr><th>SYMBOL</th><th>X</th><th>Y</th><th>WID</th><th>HT</th></tr> <tr><td>M1_4</td><td>32.8</td><td>59.8</td><td>22.6</td><td>18.1</td></tr> <tr><td>AR_Type D</td><td>14.8</td><td>56.8</td><td>8</td><td>12</td></tr> <tr><td>M1_4</td><td>16.3</td><td>17.5</td><td>22.5</td><td>18</td></tr> <tr><td>AR_Type D</td><td>72.5</td><td>15.3</td><td>8</td><td>12</td></tr> </table> MAT'L: 0.063" (1.6 mm) ALUMINUM 0.080" (2.0 mm) ALUMINUM 0.125" (3.2 mm) ALUMINUM	SYMBOL	X	Y	WID	HT	M1_4	32.8	59.8	22.6	18.1	AR_Type D	14.8	56.8	8	12	M1_4	16.3	17.5	22.5	18	AR_Type D	72.5	15.3	8	12	DESIGN BY: A. BESHEARS PROJECT ID: R-2233BB CHECKED BY: J. T. BROOKS Apr 15, 2020 DIV: 13
SYMBOL	X	Y	WID	HT																							
M1_4	32.8	59.8	22.6	18.1																							
AR_Type D	14.8	56.8	8	12																							
M1_4	16.3	17.5	22.5	18																							
AR_Type D	72.5	15.3	8	12																							

Panel Style: NCDOT_guide_Dest_6in RadII.ssi
 M.U.T.C.D.: 2009 Edition
 Spacing Factor is 1 unless specified otherwise

LETTER POSITIONS												Series/Size
Letter spacings are to start of next letter												Text Length
	N	O	R	T	H							D 2000
60.6	4.1	0.8	4.7	3.8	3.9	3.4	14.8					20.6
	M	a	r	i	o	n						D 2000
33.5	7.6	6.1	4	2.6	6.2	4.7	31.3					31.2
	E	A	S	T								D 2000
46.1	3.7	0.8	4.6	3.8	3.1	33.9						16.1
	F	o	r	e	s	t	C	i	t	y		D 2000
11.5	5.7	6.2	3.7	5.4	4.1	3.2	8	7	2.2	3.4	6	29.7

SIGN NUMBER: 116 TYPE: A QUANTITY: 1 SIGN WIDTH: 8'-0" HEIGHT: 7'-0" TOTAL AREA: 56.0 Sq.Ft. BORDER TYPE: FLUSH RECESS: 0" WIDTH: 1.5" RADII: 6" NO. Z BARS: 2 LENGTH: 88.0	BACKG COLOR: Green COPY COLOR: White <table border="1"> <tr><th>SYMBOL</th><th>X</th><th>Y</th><th>WID</th><th>HT</th></tr> <tr><td>AR_Type D</td><td>10.1</td><td>59.7</td><td>8</td><td>12</td></tr> <tr><td>M1_4</td><td>31.1</td><td>60.1</td><td>22.5</td><td>18</td></tr> <tr><td>M1_4</td><td>16.5</td><td>17.4</td><td>22.6</td><td>18.1</td></tr> <tr><td>AR_Type D</td><td>70.8</td><td>15.5</td><td>8</td><td>12</td></tr> </table> MAT'L: 0.063" (1.6 mm) ALUMINUM 0.080" (2.0 mm) ALUMINUM 0.125" (3.2 mm) ALUMINUM	SYMBOL	X	Y	WID	HT	AR_Type D	10.1	59.7	8	12	M1_4	31.1	60.1	22.5	18	M1_4	16.5	17.4	22.6	18.1	AR_Type D	70.8	15.5	8	12	DESIGN BY: A. BESHEARS PROJECT ID: R-2233BB CHECKED BY: J. T. BROOKS Apr 15, 2020 DIV: 13
SYMBOL	X	Y	WID	HT																							
AR_Type D	10.1	59.7	8	12																							
M1_4	31.1	60.1	22.5	18																							
M1_4	16.5	17.4	22.6	18.1																							
AR_Type D	70.8	15.5	8	12																							

Panel Style: NCDOT_guide_Dest_6in RadII.ssi
 M.U.T.C.D.: 2009 Edition
 Spacing Factor is 1 unless specified otherwise

LETTER POSITIONS												Series/Size
Letter spacings are to start of next letter												Text Length
	E	A	S	T								D 2000
60.9	3.7	0.8	4.6	3.8	3.1	19						16.1
	F	o	r	e	s	t	C	i	t	y		D 2000
31.1	5.7	6.2	3.7	5.4	4.1	3.2	8	7	2.2	3.4	6	54.8
	N	O	R	T	H							D 2000
44.3	4.1	0.8	4.7	3.8	3.9	3.4	31					20.6
	M	a	r	i	o	n						D 2000
21.4	7.6	6.1	4	2.6	6.2	4.7	43.4					31.2

SIGN NUMBER: 117 TYPE: A QUANTITY: 1 SIGN WIDTH: 7'-0" HEIGHT: 5'-0" TOTAL AREA: 35.0 Sq.Ft. BORDER TYPE: FLUSH RECESS: 0" WIDTH: 0.75" RADII: 3" NO. Z BARS: 2 LENGTH: 76.0	BACKG COLOR: Green COPY COLOR: White <table border="1"> <tr><th>SYMBOL</th><th>X</th><th>Y</th><th>WID</th><th>HT</th></tr> <tr><td>AR_Type D</td><td>22.8</td><td>46.5</td><td>6</td><td>9</td></tr> <tr><td>AR_Type D</td><td>7.1</td><td>27</td><td>6</td><td>9</td></tr> <tr><td>AR_Type D</td><td>59.9</td><td>5.6</td><td>6</td><td>9</td></tr> </table> MAT'L: 0.063" (1.6 mm) ALUMINUM 0.080" (2.0 mm) ALUMINUM 0.125" (3.2 mm) ALUMINUM	SYMBOL	X	Y	WID	HT	AR_Type D	22.8	46.5	6	9	AR_Type D	7.1	27	6	9	AR_Type D	59.9	5.6	6	9	DESIGN BY: A. BESHEARS PROJECT ID: R-2233BB CHECKED BY: J. T. BROOKS Apr 13, 2020 DIV: 13
SYMBOL	X	Y	WID	HT																		
AR_Type D	22.8	46.5	6	9																		
AR_Type D	7.1	27	6	9																		
AR_Type D	59.9	5.6	6	9																		

Panel Style: guide_con_destination.ssi
 M.U.T.C.D.: 2009 Edition
 Spacing Factor is 1 unless specified otherwise


LETTER POSITIONS												Series/Size
Letter locations are panel edge to lower left corner												Text Length
	M	a	r	i	o	n						D 2000
37.8	43.5	48.1	51.1	53	57.6							23.3
	L	o	k	e	L	u	r	e				D 2000
30.3	34.5	39	43.3	46.9	52.9	57.3	62.1	64.8				38.1
	C	h	i	m	n	e	y	R	o	c	k	D 2000
21.6	26.9	31.6	33.8	40.8	45.3	49.2	53.7	59.7	64.4	68.8	73.1	55.3
	M	o	r	g	a	n	t	o	n			D 2000
15.1	20.9	25.5	28.2	32.7	37.3	41.4	44.3	48.9				37.3

I:\ARR-2020\1422
 \RAVENROCK AT PLOUA 13U
 obshears
 \Signing\Plans\R2233BB-SIGN-4E.dgn
 \R2233BB\Traffic\Signing\Plans\R2233BB-SIGN-4E.dgn

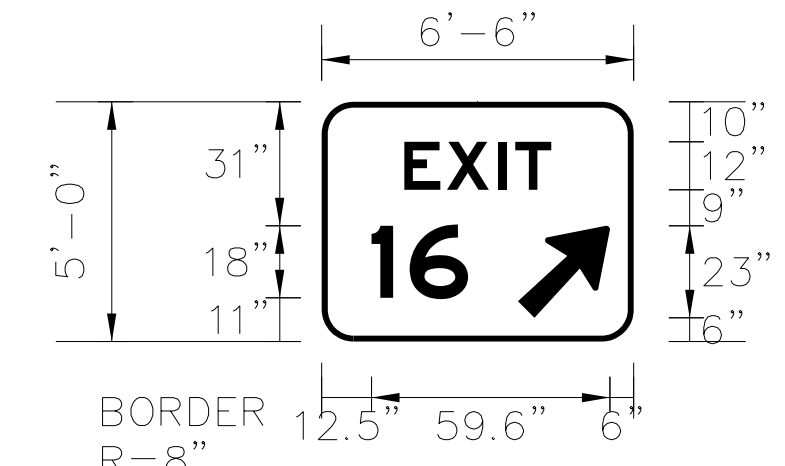


2610 WYCLIFF ROAD
 RALEIGH, NC 27607
 SUITE 410
 PHONE: 919.881.9939
 NC COA No. F-0929

SIGN DESIGNS

TIP NO. R-2233BB	SHEET NO. SIGN - 4F
APPROVED: _____	
DATE: _____	
SEAL	
	
DOCUMENT NOT CONSIDERED FINAL UNLESS ALL SIGNATURES COMPLETED	

SIGN NUMBER: 201A, 202 TYPE: A QUANTITY: 1 SIGN WIDTH: 6'-6" HEIGHT: 5'-0" TOTAL AREA: 32.5 Sq.Ft. BORDER TYPE: FLUSH RECESS: 0" WIDTH: 1.5" RADII: 8" NO. Z BARS: 2 LENGTH: 70.0	BACKG COLOR: Green COPY COLOR: White <table border="1"> <tr> <th>SYMBOL</th> <th>X</th> <th>Y</th> <th>WID</th> <th>HT</th> </tr> <tr> <td>AR_Type A</td> <td>49.1</td> <td>6</td> <td>18.3</td> <td>29.3</td> </tr> </table> MAT'L: 0.125" (3.2 mm) ALUMINUM	SYMBOL	X	Y	WID	HT	AR_Type A	49.1	6	18.3	29.3	DESIGN BY: A. BESHEARS PROJECT ID: R-2233BB CHECKED BY: J. T. BROOKS Apr 09, 2020 DIV: 13
SYMBOL	X	Y	WID	HT								
AR_Type A	49.1	6	18.3	29.3								



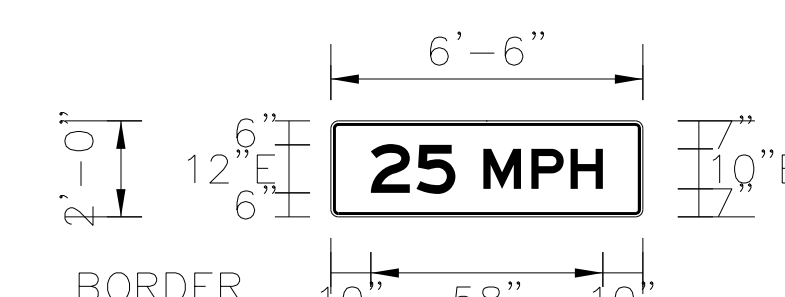
BORDER R=8" TH=1.5"

Panel Style: guide_fw_gore.ssi
M.U.T.C.D.: 2009 Edition
Spacing Factor is 1 unless specified otherwise

Letter spacings are to start of next letter										Series/Size
										Text Length
	E	X	I	T						E 2000
20.6	10.7	12.8	4.2	9	20.6					36.7
	1	6								E 2000
12.5	9.5	14.6	41.4							24.1

FILENAME: DCCC Signing_Copy NORTH CAROLINA D.O.T. SIGN DETAIL

SIGN NUMBER: 201B, 203B TYPE: D QUANTITY: 1 SIGN WIDTH: 6'-6" HEIGHT: 2'-0" TOTAL AREA: 13.0 Sq.Ft. BORDER TYPE: FLUSH RECESS: 0.5" WIDTH: 0.75" RADII: 1.38" NO. Z BARS: 2 LENGTH: 70.0	BACKG COLOR: Yellow COPY COLOR: Black <table border="1"> <tr> <th>SYMBOL</th> <th>X</th> <th>Y</th> <th>WID</th> <th>HT</th> </tr> </table> MAT'L: 0.063" (1.6 mm) ALUMINUM 0.080" (2.0 mm) ALUMINUM 0.125" (3.2 mm) ALUMINUM	SYMBOL	X	Y	WID	HT	DESIGN BY: A. BESHEARS PROJECT ID: R-2233BB CHECKED BY: J. T. BROOKS Apr 09, 2020 DIV: 13
SYMBOL	X	Y	WID	HT			



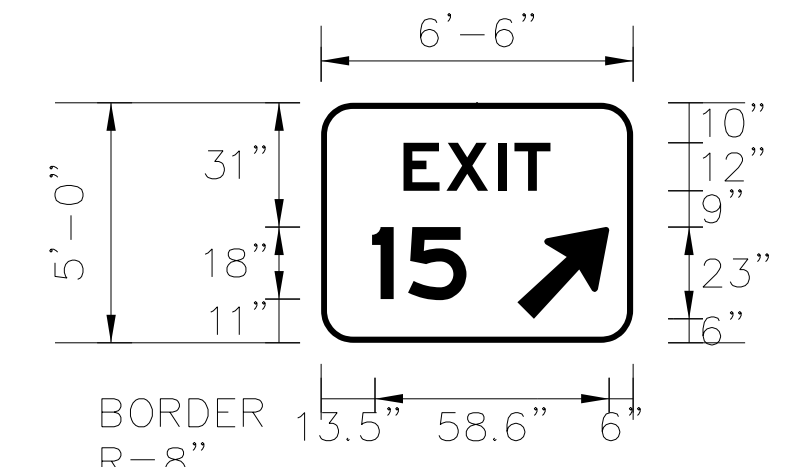
BORDER R=1.38" TH=0.75" IN=0.5"

Panel Style: warning_Rectangular.ssi
M.U.T.C.D.: 2009 Edition
Spacing Factor is 1 unless specified otherwise

Letter locations are panel edge to lower left corner										Series/Size
										Text Length
	2	5	M	P	H					E 2000
10	21.4	38.1	50.1	59.9						58

FILENAME: DCCC Signing_Copy NORTH CAROLINA D.O.T. SIGN DETAIL

SIGN NUMBER: 203A TYPE: A QUANTITY: 1 SIGN WIDTH: 6'-6" HEIGHT: 5'-0" TOTAL AREA: 32.5 Sq.Ft. BORDER TYPE: FLUSH RECESS: 0" WIDTH: 1.5" RADII: 8" NO. Z BARS: 2 LENGTH: 70.0	BACKG COLOR: Green COPY COLOR: White <table border="1"> <tr> <th>SYMBOL</th> <th>X</th> <th>Y</th> <th>WID</th> <th>HT</th> </tr> <tr> <td>AR_Type A</td> <td>49.1</td> <td>6</td> <td>18.3</td> <td>29.3</td> </tr> </table> MAT'L: 0.125" (3.2 mm) ALUMINUM	SYMBOL	X	Y	WID	HT	AR_Type A	49.1	6	18.3	29.3	DESIGN BY: A. BESHEARS PROJECT ID: R-2233BB CHECKED BY: J. T. BROOKS Apr 09, 2020 DIV: 13
SYMBOL	X	Y	WID	HT								
AR_Type A	49.1	6	18.3	29.3								



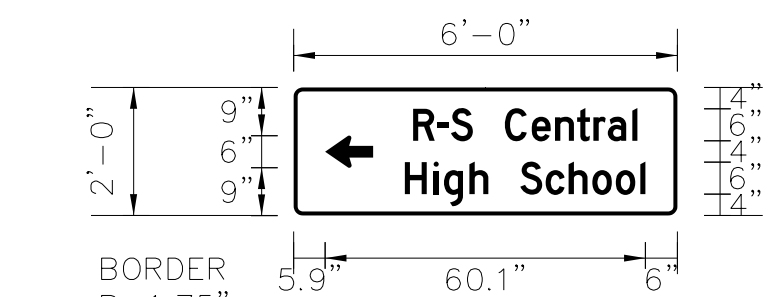
BORDER R=8" TH=1.5"

Panel Style: guide_fw_gore.ssi
M.U.T.C.D.: 2009 Edition
Spacing Factor is 1 unless specified otherwise

Letter spacings are to start of next letter										Series/Size
										Text Length
	E	X	I	T						E 2000
20.6	10.7	12.8	4.2	9	20.6					36.7
	1	5								E 2000
12.7	9	14.6	41.7							23.6

FILENAME: DCCC Signing_Copy NORTH CAROLINA D.O.T. SIGN DETAIL

SIGN NUMBER: 301 TYPE: D QUANTITY: 1 SIGN WIDTH: 6'-0" HEIGHT: 2'-0" TOTAL AREA: 12.0 Sq.Ft. BORDER TYPE: FLUSH RECESS: 0" WIDTH: 0.75" RADII: 1.75" NO. Z BARS: 2 LENGTH: 70.0	BACKG COLOR: Green COPY COLOR: White <table border="1"> <tr> <th>SYMBOL</th> <th>X</th> <th>Y</th> <th>WID</th> <th>HT</th> </tr> <tr> <td>AR_Type D</td> <td>5.9</td> <td>8.9</td> <td>6</td> <td>9</td> </tr> </table> 0.125" (3.2 mm) ALUMINUM	SYMBOL	X	Y	WID	HT	AR_Type D	5.9	8.9	6	9	DESIGN BY: A. BESHEARS PROJECT ID: R-2233BB CHECKED BY: J. T. BROOKS Apr 09, 2020 DIV: 13
SYMBOL	X	Y	WID	HT								
AR_Type D	5.9	8.9	6	9								



BORDER R=1.75" TH=0.75"

Panel Style: guide_con_destination.ssi
M.U.T.C.D.: 2009 Edition
Spacing Factor is 1 unless specified otherwise

Letter spacings are to start of next letter										Series/Size			
										Text Length			
	R	-	S	C	e	n	t	r	a	i	D 2000		
22.4	4.8	2.6	4.1	6	5	4.4	4.1	3.1	2.7	4.6	1	7.5	42.1
	H	i	g	h	S	c	h	o	o	i	D 2000		
20.9	5.4	1.9	4.8	3.5	6	4.7	4.3	4.4	4.4	4.6	1	6	45.1

FILENAME: DCCC Signing_Copy NORTH CAROLINA D.O.T. SIGN DETAIL


I:\ARR-2020\1422
 \RAVENROCK\AT-P600A13U
 obshears
 \Signing\Plans\R2233BB-SIGN-4F.dgn
 \Signing\Plans\R2233BB-SIGN-4F.dgn



2610 WYCLIFF ROAD
 RALEIGH, NC 27607
 SUITE 410
 PHONE: 919.881.9939
 NC COA No. F-0929

SIGN DESIGNS

APPROVED: _____
 DATE: _____



**DOCUMENT NOT CONSIDERED FINAL
 UNLESS ALL SIGNATURES COMPLETED**

SIGN NUMBER: 302, 305 TYPE: D QUANTITY: 1 SIGN WIDTH: 6'-0" HEIGHT: 2'-0" TOTAL AREA: 12.0 Sq.Ft. BORDER TYPE: FLUSH RECESS: 0" WIDTH: 0.75" RADII: 1.75" NO. Z BARS: _____ LENGTH: _____	BACKG COLOR: Green COPY COLOR: White <table border="1"> <tr> <th>SYMBOL</th> <th>X</th> <th>Y</th> <th>WID</th> <th>HT</th> </tr> <tr> <td>AR_Type D</td> <td>57.1</td> <td>9</td> <td>6</td> <td>9</td> </tr> </table> 0.125" (3.2 mm) ALUMINUM	SYMBOL	X	Y	WID	HT	AR_Type D	57.1	9	6	9	DESIGN BY: A. BESHEARS PROJECT ID: R-2233BB CHECKED BY: J. T. BROOKS Apr 09, 2020 DIV: 13
SYMBOL	X	Y	WID	HT								
AR_Type D	57.1	9	6	9								

BORDER R=1.75" TH=0.75"

Panel Style: guide_con_circular.ssi
 M.U.T.C.D.: 2009 Edition

Spacing Factor is 1 unless specified otherwise

Letter spacings are to start of next letter												Series/Size
												Text Length
R	-	S	C	e	n	t	r	a	l			D 2000
7.5	4.6	2.6	4.1	6	5	4.4	4.1	3.1	2.7	4.6	1	22.5
												42.1
H	i	g	h	S	c	h	o	o	l			D 2000
5.9	5.4	1.9	4.8	3.5	6	4.7	4.3	4.4	4.4	4.6	1	20.9
												45.1

NORTH CAROLINA D.O.T. SIGN DETAIL

SIGN NUMBER: 303 TYPE: D QUANTITY: 1 SIGN WIDTH: 5'-0" HEIGHT: 2'-6" TOTAL AREA: 12.5 Sq.Ft. BORDER TYPE: FLUSH RECESS: 0" WIDTH: 0.75" RADII: 2.25" NO. Z BARS: _____ LENGTH: _____	BACKG COLOR: Blue/Green COPY COLOR: White <table border="1"> <tr> <th>SYMBOL</th> <th>X</th> <th>Y</th> <th>WID</th> <th>HT</th> </tr> <tr> <td>AR_Type D</td> <td>7.2</td> <td>19.3</td> <td>6</td> <td>9</td> </tr> <tr> <td>AR_Type D</td> <td>43.8</td> <td>4.9</td> <td>5.9</td> <td>9</td> </tr> </table> MAT'L: 0.063" (1.6 mm) ALUMINUM 0.080" (2.0 mm) ALUMINUM 0.125" (3.2 mm) ALUMINUM	SYMBOL	X	Y	WID	HT	AR_Type D	7.2	19.3	6	9	AR_Type D	43.8	4.9	5.9	9	DESIGN BY: A. BESHEARS PROJECT ID: R-2233BB CHECKED BY: J. T. BROOKS Apr 13, 2020 DIV: 13
SYMBOL	X	Y	WID	HT													
AR_Type D	7.2	19.3	6	9													
AR_Type D	43.8	4.9	5.9	9													

BORDER R=2.25" TH=0.75"

Panel Style: guide_con_destination.ssi
 M.U.T.C.D.: 2009 Edition

Spacing Factor is 1 unless specified otherwise

Letter locations are panel edge to lower left corner												Series/Size
												Text Length
H	o	s	p	i	t	a	l					D 2000
22.2	27.3	31.6	35.2	39.8	41.4	44.1	48.7					27.5
												D 2000
S	p	i	n	d	a	l	e					30.7
7.2	12.2	16.7	18.9	23.3	27.8	32.4	34.3					

NORTH CAROLINA D.O.T. SIGN DETAIL

SIGN NUMBER: 304 TYPE: D QUANTITY: 1 SIGN WIDTH: 4'-6" HEIGHT: 1'-6" TOTAL AREA: 6.8 Sq.Ft. BORDER TYPE: FLUSH RECESS: 0" WIDTH: 0.75" RADII: 1.5" NO. Z BARS: _____ LENGTH: _____	BACKG COLOR: Green COPY COLOR: White <table border="1"> <tr> <th>SYMBOL</th> <th>X</th> <th>Y</th> <th>WID</th> <th>HT</th> </tr> <tr> <td>AR_Type D</td> <td>7.1</td> <td>6</td> <td>6</td> <td>9</td> </tr> </table> 0.125" (3.2 mm) ALUMINUM	SYMBOL	X	Y	WID	HT	AR_Type D	7.1	6	6	9	DESIGN BY: A. BESHEARS PROJECT ID: R-2233BB CHECKED BY: J. T. BROOKS Apr 09, 2020 DIV: 13
SYMBOL	X	Y	WID	HT								
AR_Type D	7.1	6	6	9								

BORDER R=1.5" TH=0.75"

Panel Style: guide_con_destination.ssi
 M.U.T.C.D.: 2009 Edition


Spacing Factor is 1 unless specified otherwise

Letter spacings are to start of next letter							Series/Size
							Text Length
M	a	r	i	o	n		D 2000
23.8	5.7	4.6	3	1.9	4.6	3.5	7.1
							23.3

NORTH CAROLINA D.O.T. SIGN DETAIL

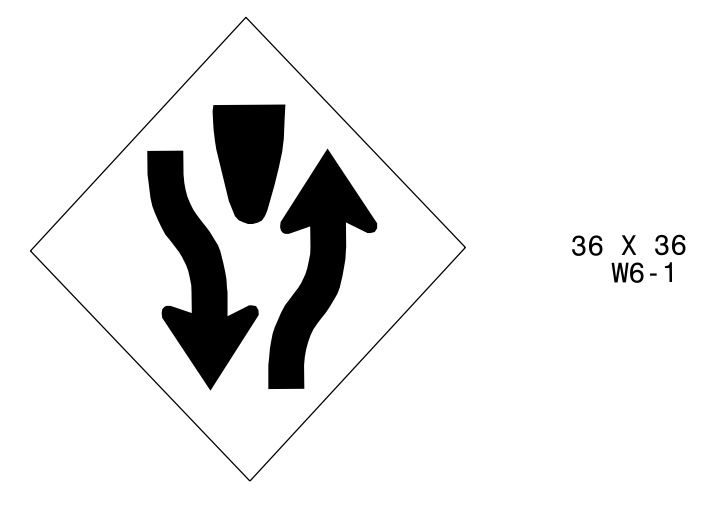
I:\ARR-2020\1422
 \RIVENROCK\AT-P600A13U
 obshears

APPROVED: _____
DATE: _____



DOCUMENT NOT CONSIDERED FINAL UNLESS ALL SIGNATURES COMPLETED
05/02/2022 ADDED RRFB'S AND ADVANCE WARNING FLASHING BEACONS JTB

401 QUANTITY REQ'D 1



36 X 36
W6-1

ONE "U" POST PER SIGN


402 QUANTITY REQ'D 11



30 X 30
R5-1

ONE "U" POST PER SIGN

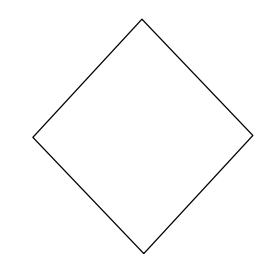
403 QUANTITY REQ'D 8 1



24 X 30
R4-7R

ONE "U" POST PER SIGN

404 QUANTITY REQ'D 57



18 X 18
OM1-3

MOUNT BELOW SIGN 403
IN 1 INSTALLATION


405 QUANTITY REQ'D 6



54 X 18
R6-1L

TWO "U" POSTS PER SIGN


406 QUANTITY REQ'D 12



36 X 36
R3-4

ONE "U" POST PER SIGN


407 QUANTITY REQ'D 12



30 X 30
W12-1

ONE "U" POST PER SIGN

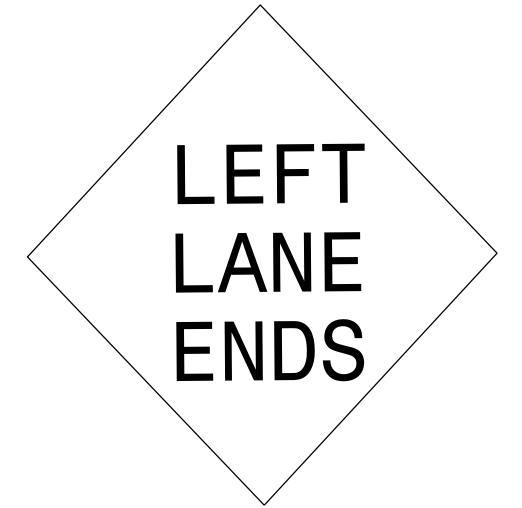
408 QUANTITY REQ'D 2



48 X 48
W4-1R

TWO "U" POSTS PER SIGN

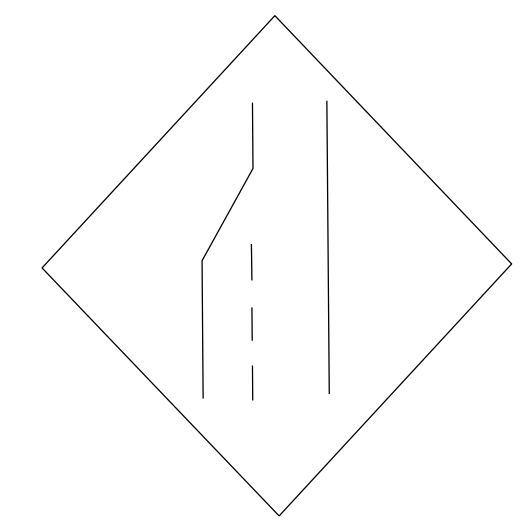
409 QUANTITY REQ'D 1



48 X 48
W9-1(L)

TWO "U" POSTS PER SIGN


410 QUANTITY REQ'D 1



48 X 48
W4-2(L)

TWO "U" POSTS PER SIGN


411 QUANTITY REQ'D 2



36 X 48
W13-3

TWO "U" POSTS PER SIGN

412 QUANTITY REQ'D 10



30 X 36
W1-8

ONE "U" POST PER SIGN


413 QUANTITY REQ'D 8



36 X 48
R2-1

TWO "U" POSTS PER SIGN

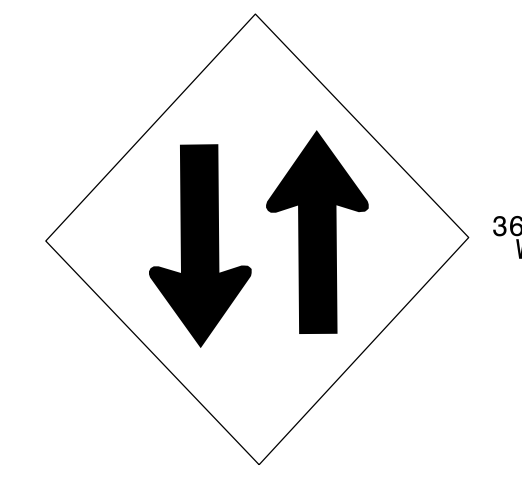
414 QUANTITY REQ'D 4



30 X 24
R6-4

ONE "U" POST PER SIGN

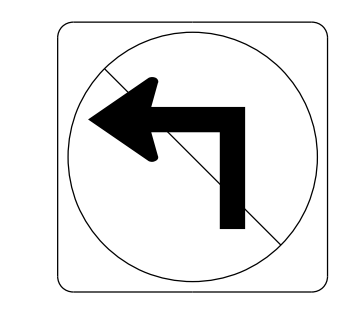
415 QUANTITY REQ'D 1



36 X 36
W6-3

ONE "U" POST PER SIGN


416 QUANTITY REQ'D 7



24 X 24
R3-2

MOUNT BELOW SIGN 418
IN 6 INSTALLATIONS
ONE "U" POST PER SIGN


417 QUANTITY REQ'D 6



24 X 24
R3-27

MOUNT BELOW SIGNS 418 & 416
IN 6 INSTALLATIONS

418 QUANTITY REQ'D 25



36 X 36
R1-1

MOUNT BELOW SIGN 453
IN 7 INSTALLATIONS
ONE "U" POST PER SIGN

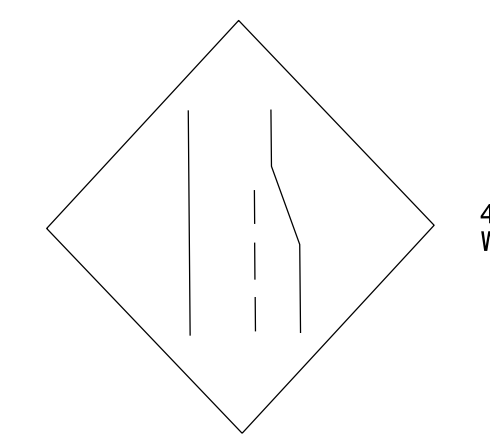
419 QUANTITY REQ'D 4



54 X 18
R6-1 (R)

TWO "U" POSTS PER SIGN

420 QUANTITY REQ'D 1



48 X 48
W4-2(R)

TWO "U" POSTS PER SIGN

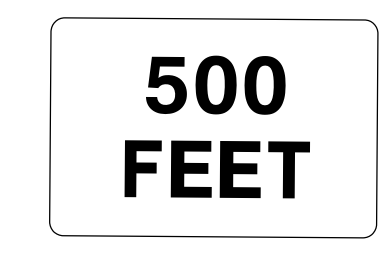
421 QUANTITY REQ'D 7 1



30 X 30
W11-15

YELLOW/GREEN REFLECTIVE SHEETING
MOUNT ON TYPE II PEDESTAL


422 QUANTITY REQ'D 1



24 X 18
W16-2P

YELLOW/GREEN REFLECTIVE SHEETING
MOUNT BELOW SIGN 421
IN 1 INSTALLATION

423 QUANTITY REQ'D 4 1



24 X 12
W16-7P

YELLOW/GREEN REFLECTIVE SHEETING
MOUNT BELOW SIGN 421 & RRFB
IN 4 INSTALLATIONS


424 QUANTITY REQ'D 1



30 X 30
W1-2L

ONE "U" POST PER SIGN


425 QUANTITY REQ'D 3



30 X 30
W2-6

ONE "U" POST PER SIGN


426 QUANTITY REQ'D 8 1



36 X 36 X 36
R1-2

ONE "U" POST PER SIGN

427 QUANTITY REQ'D 4



30 X 30
W3-2

ONE "U" POST PER SIGN

428 QUANTITY REQ'D 10



30 X 30
W14-2

MOUNT BACK-TO-BACK WITH
SIGN 418 IN ONE INSTALLATION
ONE "U" POST PER SIGN

429 QUANTITY REQ'D 12



30 X 30
W14-1

ONE "U" POST PER SIGN

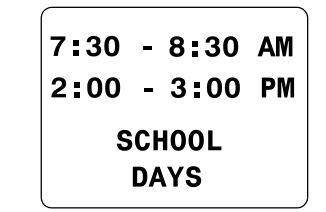
430 QUANTITY REQ'D 5



30 X 8
S4-3

YELLOW/GREEN REFLECTIVE SHEETING
MOUNT BELOW SIGN 433
IN 2 INSTALLATIONS
MOUNT ABOVE SIGNS 439 & 440
IN 2 INSTALLATIONS

431 QUANTITY REQ'D 2



24 X 24
SNC4-1a

MOUNT BELOW SIGNS 439 & 440
IN 2 INSTALLATIONS

432 QUANTITY REQ'D 5



42 X 30
R5-1a

ONE "U" POST PER SIGN



2610 WYCLIFF ROAD
RALEIGH, NC 27607
SUITE 410
PHONE: 919.881.9939
NC COA No. F-0929


433 QUANTITY REQ'D 4



36 X 36
S1-1

YELLOW/GREEN REFLECTIVE SHEETING
ONE "U" POST PER SIGN

434 QUANTITY REQ'D 4




18 X 18
R1-1

ONE "U" POST PER SIGN

TYPE E SIGNS

02-MAY-2022 16:54 C:\Users\N2233BB\Traffic\Signing\Plans\R2233BB-SIGN-4H.dgn
1:50:07:5420 (1) R2233BB-SIGN-4H.dgn
obshears AT R2233BB


435 QUANTITY REQ'D 14



30 X 30
R1-1

ONE "U" POST PER SIGN

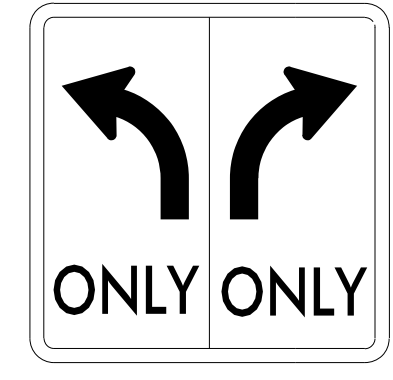
436 QUANTITY REQ'D 5



30 X 30
W3-1

ONE "U" POST PER SIGN


437 QUANTITY REQ'D 1



36 X 30
R3-8MOD

ONE "U" POST PER SIGN

438 QUANTITY REQ'D 2



24 X 30
R2-1

ONE "U" POST PER SIGN


439 QUANTITY REQ'D 2



30 X 36
R2-1

ONE "U" POST PER SIGN

440 QUANTITY REQ'D 1



24 X 30
R2-1


ONE "U" POST PER SIGN

TIP NO. R-2233BB SHEET NO. SIGN - 4I

APPROVED: _____

DATE: _____

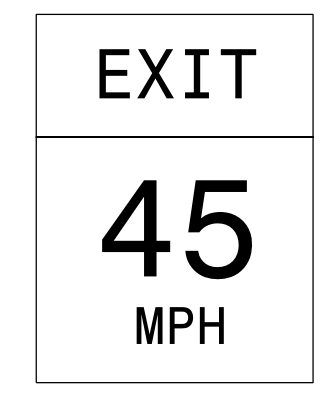
SEAL



DOCUMENT NOT CONSIDERED FINAL UNLESS ALL SIGNATURES COMPLETED

05/02/2022 ADDED RRFB'S AND ADVANCE WARNING FLASHING BEACONS JTB

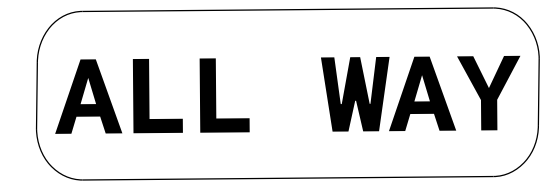
441 QUANTITY REQ'D 2



36 X 48
W13-2

TWO "U" POSTS PER SIGN

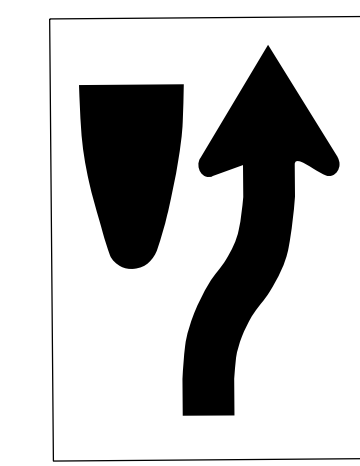
442 QUANTITY REQ'D 2



18 X 6
R1-3P

MOUNT BELOW SIGN 435 IN 2 INSTALLATIONS

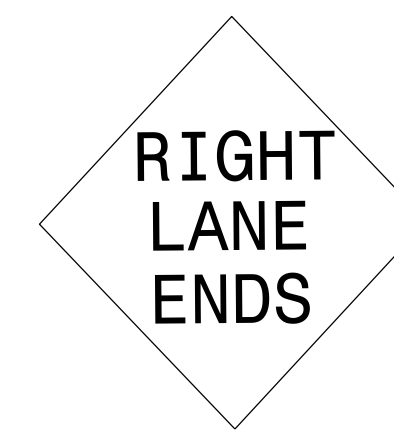
443 QUANTITY REQ'D 8



18 X 30
R4-7C

ONE "U" POSTS PER SIGN


444 QUANTITY REQ'D 1



36 X 36
W9-2(R)

TWO "U" POSTS PER SIGN


445 QUANTITY REQ'D 1



36 X 36
W6-2

ONE "U" POST PER SIGN

446 QUANTITY REQ'D 7



24 X 30
R2-1

ONE "U" POST PER SIGN

447 QUANTITY REQ'D 1



30 X 36
R2-1

ONE "U" POST PER SIGN

448 QUANTITY REQ'D 4



9 X 12
R10-25

MOUNT ABOVE PUSHBUTTON ON TYPE II PEDESTAL

449 QUANTITY REQ'D

LEFT BLANK
INTENTIONALLY


450 QUANTITY REQ'D 3



24 X 12
W16-9p

YELLOW/GREEN REFLECTIVE SHEETING
MOUNT BELOW SIGNS 421 AND 457 IN 3 INSTALLATIONS


451 QUANTITY REQ'D 3



30 X 30
W1-4L

ONE "U" POST PER SIGN

452 QUANTITY REQ'D 1



30 X 30
W1-4R

ONE "U" POST PER SIGN

453 QUANTITY REQ'D 7



36 X 12
R6-1 (R)

MOUNT ABOVE SIGN 418 IN 7 INSTALLATIONS


454 QUANTITY REQ'D 7



36 X 12
R6-1 (L)

MOUNT BACK-TO-BACK WITH SIGN 453 IN 7 INSTALLATIONS

455 QUANTITY REQ'D 2



36 X 36
W1-11

TWO "U" POSTS PER SIGN

456 QUANTITY REQ'D 2



24 X 24
W13-1P

MOUNT BELOW SIGN 455 IN 2 INSTALLATIONS

457 QUANTITY REQ'D 1




30 X 30
W11-15

YELLOW/GREEN REFLECTIVE SHEETING
ONE "U" POST PER SIGN

458 QUANTITY REQ'D

LEFT BLANK
INTENTIONALLY

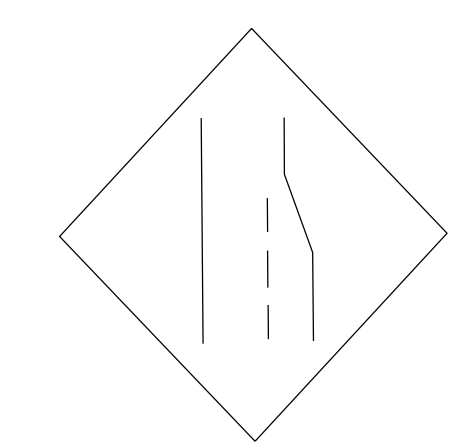
459 QUANTITY REQ'D 1



30 X 30
W1-2L

ONE "U" POST PER SIGN


460 QUANTITY REQ'D 1



30 X 30
W4-2(R)

TWO "U" POSTS PER SIGN

461 QUANTITY REQ'D 2



30 X 30
R3-7

TWO "U" POSTS PER SIGN

02-MAY-2022 16:54
C:\Users\1\OneDrive\Traffic\Signing\Plans\2233BB\Traffic\Sign-4I.dgn
obshears AT R00KBAV4




2610 WYCLIFF ROAD
RALEIGH, NC 27607
SUITE 410
PHONE: 919.881.9939
NC COA No. F-0929

TYPE E SIGNS

APPROVED: _____

DATE: _____



DOCUMENT NOT CONSIDERED FINAL UNLESS ALL SIGNATURES COMPLETED

501 502

1 - 36" x 18"

1 - 45" x 36"

TWO "U" POSTS PER SIGN

503 506 509

2 - 24" x 12"

2 - 30" x 24"

1 - 21" x 15"

1 - 21" x 21"

1 - 24" x 12"

TWO "U" POSTS PER SIGN

504 507 510

1 - 24" x 12"

1 - 30" x 24"

1 - 21" x 21"

ONE "U" POST PER SIGN

505 508 511

1 - 24" x 12"

1 - 30" x 24"

ONE "U" POST PER SIGN

513 516 518

1 - 24" x 12"

1 - 30" x 24"

1 - 21" x 21"

ONE "U" POST PER SIGN

514 517

1 - 24" x 12"

1 - 30" x 24"

ONE "U" POST PER SIGN

512 515 559

2 - 24" x 12"

2 - 30" x 24"

1 - 21" x 15"

1 - 21" x 21"

1 - 24" x 12"

TWO "U" POSTS PER SIGN

519 520

1 - 36" x 18"

1 - 45" x 36"

TWO "U" POSTS PER SIGN

523 527

1 - 21" x 15"

2 - 30" x 24"

ONE "U" POST PER SIGN

524

2 - 24" x 12"

2 - 30" x 24"

1 - 21" x 15"

1 - 21" x 15"

TWO "U" POSTS PER SIGN

525

1 - 24" x 12"

1 - 24" x 12"

1 - 30" x 24"

1 - 21" x 15"

ONE "U" POST PER SIGN

526

1 - 24" x 12"

1 - 24" x 12"

1 - 24" x 24"

1 - 24" x 12"

1 - 30" x 24"

ONE "U" POST PER SIGN

528

1 - 24" x 12"

1 - 30" x 24"

1 - 21" x 15"

ONE "U" POST PER SIGN

529

1 - 24" x 12"

1 - 24" x 12"

1 - 30" x 24"

1 - 21" x 15"

2 - 24" x 12"

2 - 30" x 24"

2 - 21" x 15"

TWO "U" POSTS PER SIGN

530

1 - 21" x 15"

1 - 30" x 24"

ONE "U" POST PER SIGN

521

1 - 24" x 12"

2 - 24" x 12"

2 - 30" x 24"

2 - 21" x 15"

2 - 21" x 15"

TWO "U" POSTS PER SIGN

522

1 - 24" x 12"

1 - 30" x 24"

1 - 21" x 15"

2 - 24" x 12"

2 - 24" x 12"

2 - 24" x 24"

2 - 21" x 15"

TWO "U" POSTS PER SIGN

531

2 - 24" x 12"

2 - 30" x 24"

2 - 24" x 18"

2 - 24" x 18"

TWO "U" POSTS PER SIGN

532

2 - 24" x 12"

2 - 30" x 24"

2 - 21" x 15"

2 - 24" x 24"

2 - 21" x 15"

TWO "U" POSTS PER SIGN

533

2 - 24" x 12"

2 - 24" x 24"

2 - 24" x 24"

2 - 30" x 24"

2 - 30" x 24"

2 - 21" x 15"

TWO "U" POSTS PER SIGN

534

1 - 21" x 15"

1 - 30" x 24"

1 - 30" x 24"

TWO "U" POSTS PER SIGN

535

LEFT BLANK

INTENTIONALLY

536

1 - 24" x 12"

1 - 30" x 24"

1 - 21" x 15"

ONE "U" POST PER SIGN

537

1 - 24" x 12"

1 - 30" x 24"

1 - 21" x 15"

ONE "U" POST PER SIGN

538

1 - 21" x 15"

1 - 30" x 24"

ONE "U" POST PER SIGN

539

2 - 24" x 12"

2 - 30" x 24"

2 - 30" x 24"

2 - 21" x 15"

2 - 21" x 15"

TWO "U" POSTS PER SIGN

540

2 - 24" x 12"

2 - 30" x 24"

2 - 30" x 24"

2 - 21" x 15"

2 - 21" x 15"

TWO "U" POSTS PER SIGN

541

2 - 24" x 12"

2 - 30" x 24"

2 - 21" x 15"

2 - 21" x 15"

TWO "U" POSTS PER SIGN

542

1 - 24" x 12"

1 - 24" x 24"

1 - 24" x 18"

ONE "U" POST PER SIGN

543

1 - 21" x 15"

1 - 24" x 24"

ONE "U" POST PER SIGN

544

1 - 24" x 12"

1 - 30" x 24"

1 - 21" x 15"

2 - 24" x 12"

2 - 24" x 12"

2 - 24" x 24"

2 - 21" x 15"


TWO "U" POSTS PER SIGN



TYPE F SIGNS

4/16/2020 2:23:01 PM
Users\jens\2233BB-SIGN-4J.dgn
USER: oes@ncs

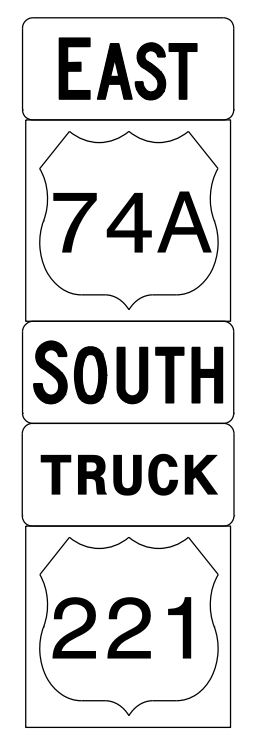
APPROVED: _____
 DATE: _____
 SEAL



4/16/2020

**DOCUMENT NOT CONSIDERED FINAL
UNLESS ALL SIGNATURES COMPLETED**

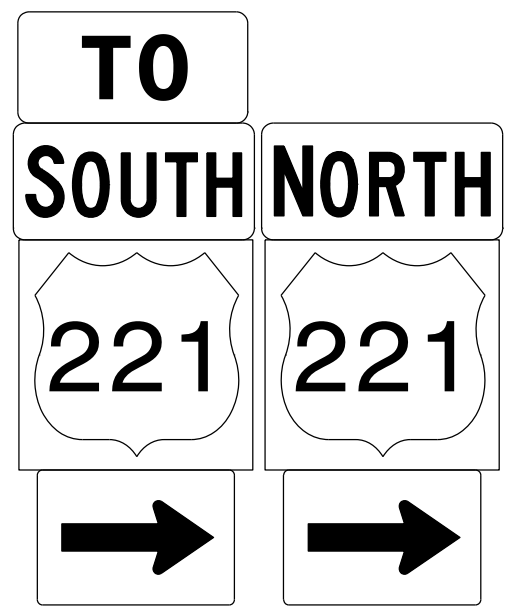
545



1 - 24" x 12"
 1 - 30" x 24"
 1 - 24" x 12"
 1 - 24" x 12"
 1 - 30" x 24"

ONE "U" POST PER SIGN


546 549 552



1 - 24" x 12"
 2 - 24" x 12"
 2 - 30" x 24"
 2 - 30" x 24"
 1 - 21" x 15"

TWO "U" POSTS PER SIGN

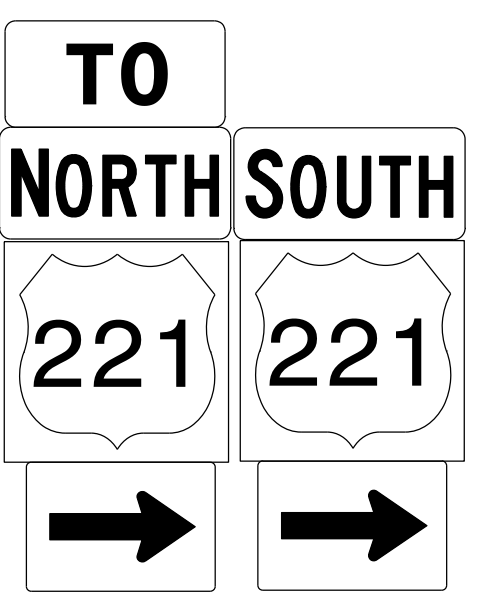
547



1 - 24" x 12"
 1 - 30" x 24"
 1 - 21" x 15"

ONE "U" POST PER SIGN


548 550 551



1 - 24" x 12"
 2 - 24" x 12"
 2 - 30" x 24"
 2 - 30" x 24"
 2 - 21" x 15"

TWO "U" POSTS PER SIGN

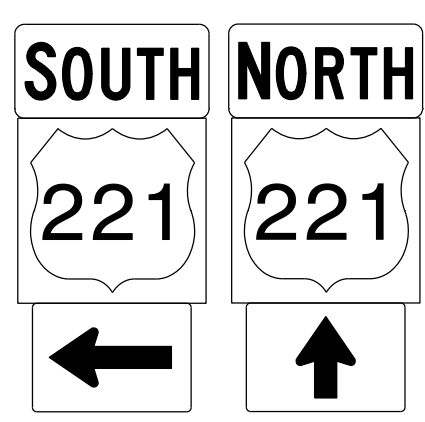
553



1 - 24" x 12"
 1 - 24" x 24"
 1 - 30" x 24"

ONE "U" POST PER SIGN


554



2 - 24" x 12"
 2 - 30" x 24"
 2 - 21" x 15"

TWO "U" POSTS PER SIGN


555



1 - 21" x 15"

MOUNT ON EXITING "U" POST
BELOW EXISTING SIGN


556



1 - 21" x 15"

MOUNT ON EXITING "U" POST
BELOW EXISTING SIGN


557



1 - 24" x 12"
 1 - 30" x 24"
 1 - 21" x 15"

MOUNT ON EXISTING "U" POST

558



1 - 21" x 15"

MOUNT ON EXITING "U" POST
BELOW EXISTING SIGN

QUANTITY REQ'D 2



1 - 12" x 36"
D10-2

ONE "U" POST PER SIGN


QUANTITY REQ'D 2



1 - 12" x 36"
D10-2

ONE "U" POST PER SIGN

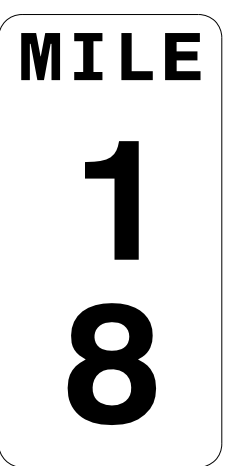
QUANTITY REQ'D 2



1 - 12" x 36"
D10-2

ONE "U" POST PER SIGN


QUANTITY REQ'D 2



1 - 12" x 36"
D10-2

ONE "U" POST PER SIGN


QUANTITY REQ'D 2



1 - 12" x 36"
D10-2

ONE "U" POST PER SIGN

QUANTITY REQ'D 2




1 - 12" x 36"
D10-2

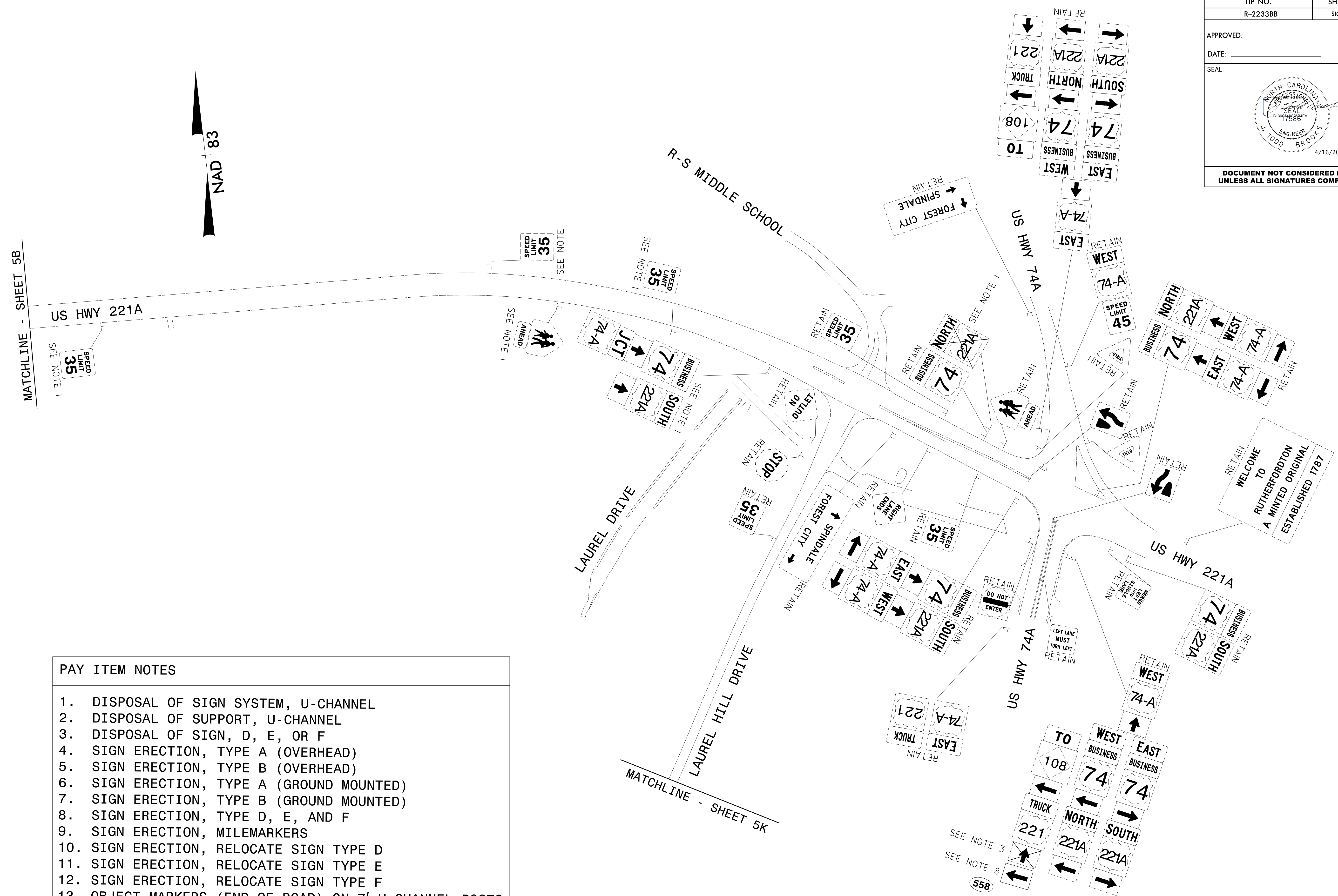
ONE "U" POST PER SIGN

4/16/2020 2:23:04 PM
 USER: odesnears
 C:\Users\odesnears\Documents\R-2233BB-SIGN-4K.dgn



**TYPE F SIGNS
AND
MILEMARKERS**

TIP NO. R-2233BB	SHEET NO. SIGN - 5A
APPROVED: _____	
DATE: _____	
SEAL	
	
DOCUMENT NOT CONSIDERED FINAL UNLESS ALL SIGNATURES COMPLETED	



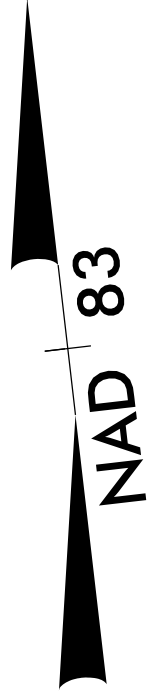
- PAY ITEM NOTES**
- DISPOSAL OF SIGN SYSTEM, U-CHANNEL
 - DISPOSAL OF SUPPORT, U-CHANNEL
 - DISPOSAL OF SIGN, D, E, OR F
 - SIGN ERECTION, TYPE A (OVERHEAD)
 - SIGN ERECTION, TYPE B (OVERHEAD)
 - SIGN ERECTION, TYPE A (GROUND MOUNTED)
 - SIGN ERECTION, TYPE B (GROUND MOUNTED)
 - SIGN ERECTION, TYPE D, E, AND F
 - SIGN ERECTION, MILEMARKERS
 - SIGN ERECTION, RELOCATE SIGN TYPE D
 - SIGN ERECTION, RELOCATE SIGN TYPE E
 - SIGN ERECTION, RELOCATE SIGN TYPE F
 - OBJECT MARKERS (END OF ROAD) ON 7' U-CHANNEL POSTS

MATCHLINE - SHEET 5B

SEE NOTE 1

SPEED LIMIT 35

US HWY 221A



SEE NOTE 1

SPEED LIMIT 35

R-S MIDDLE SCHOOL

LAUREL DRIVE

LAUREL HILL DRIVE

MATCHLINE - SHEET 5K

SEE NOTE 1

SPEED LIMIT 35

SPEED LIMIT 35

RETAIN SPEED LIMIT 35

RETAIN FOREST CITY SPINDALE

RETAIN EAST TRUCK 74A

SEE NOTE 3

SEE NOTE 8

558

US HWY 74A

US HWY 74S

US HWY 221A

RETAIN WEST BUSINESS 74 SOUTH BUSINESS 74A EAST BUSINESS 74A WEST BUSINESS 74A

RETAIN WEST BUSINESS 74A

RETAIN NORTH BUSINESS 74 WEST BUSINESS 74A EAST BUSINESS 74A

RETAIN WELCOME TO RUTHERFORDTON A MINTED ORIGINAL ESTABLISHED 1787

RETAIN SOUTH BUSINESS 74

RETAIN WEST BUSINESS 74A

RETAIN TO WEST BUSINESS 74 EAST BUSINESS 74 NORTH BUSINESS 221A SOUTH BUSINESS 221A

LEFT LANE MUST TURN LEFT

RETAIN MERGE LEFT LANE

RETAIN MERGE LEFT LANE

RETAIN

RETAIN

RETAIN

RETAIN

RETAIN

RETAIN

RETAIN

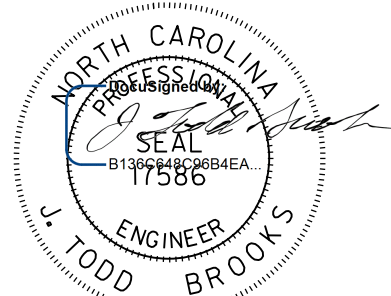
RETAIN

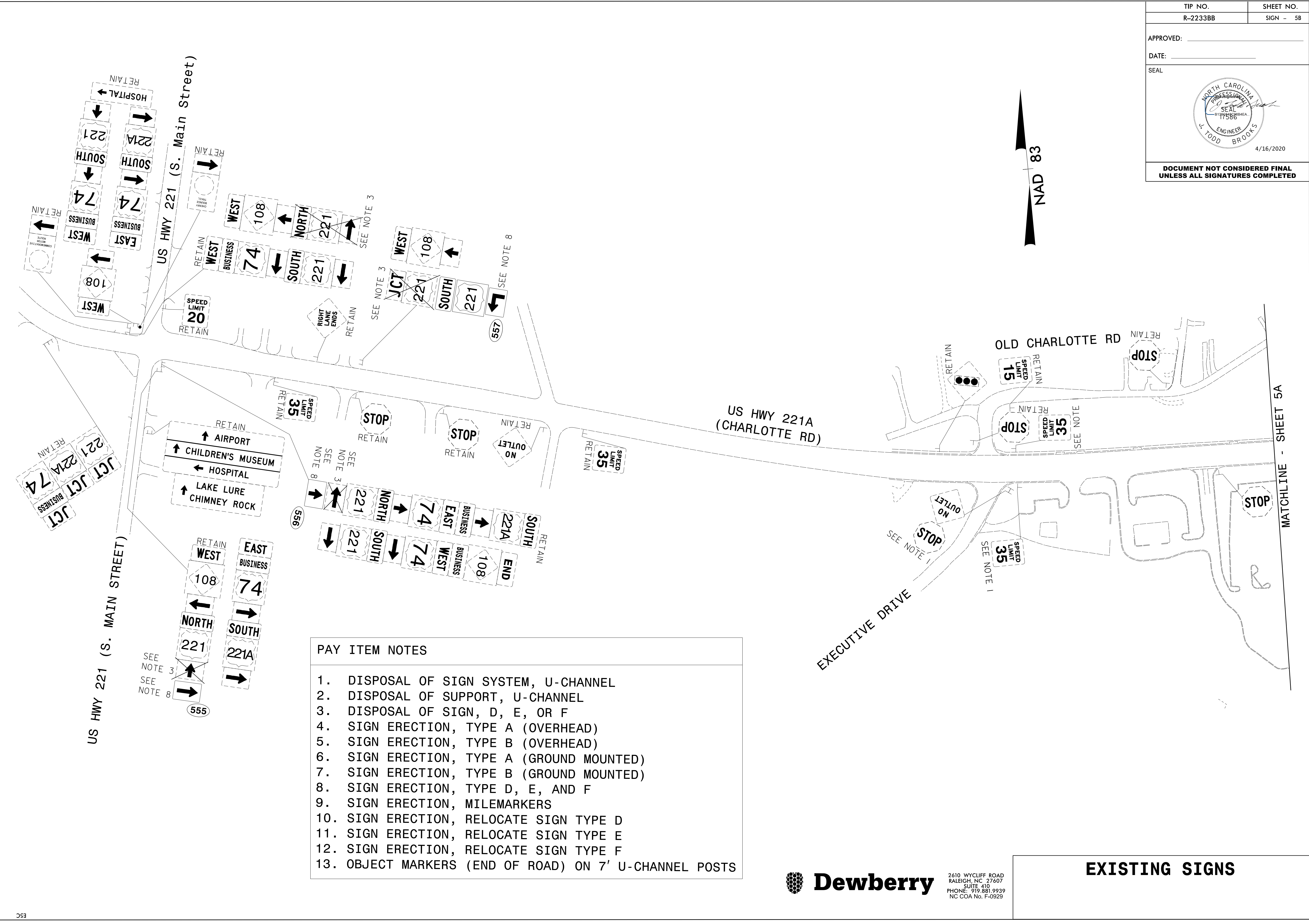
16 APR 2020 14:23
C:\Users\jbrooks\OneDrive\Documents\Projects\2233BB\Traffic\Signing\Plans\R2233BB-SIGN-5A.dgn
jbrooks



2610 WYCLIFF ROAD
RALEIGH, NC 27607
SUITE 410
PHONE: 919.881.9939
NC CGA No. F-0929

EXISTING SIGNS

TIP NO. R-2233BB	SHEET NO. SIGN - 5B
APPROVED: _____	
DATE: _____	
SEAL	
 4/16/2020	
DOCUMENT NOT CONSIDERED FINAL UNLESS ALL SIGNATURES COMPLETED	



- PAY ITEM NOTES**
1. DISPOSAL OF SIGN SYSTEM, U-CHANNEL
 2. DISPOSAL OF SUPPORT, U-CHANNEL
 3. DISPOSAL OF SIGN, D, E, OR F
 4. SIGN ERECTION, TYPE A (OVERHEAD)
 5. SIGN ERECTION, TYPE B (OVERHEAD)
 6. SIGN ERECTION, TYPE A (GROUND MOUNTED)
 7. SIGN ERECTION, TYPE B (GROUND MOUNTED)
 8. SIGN ERECTION, TYPE D, E, AND F
 9. SIGN ERECTION, MILEMARKERS
 10. SIGN ERECTION, RELOCATE SIGN TYPE D
 11. SIGN ERECTION, RELOCATE SIGN TYPE E
 12. SIGN ERECTION, RELOCATE SIGN TYPE F
 13. OBJECT MARKERS (END OF ROAD) ON 7' U-CHANNEL POSTS


16 APR 2020 14:23
 C:\Users\jbrock\OneDrive\Documents\Projects\2233BB\Traffic\Signing\Plans\R2233BB-SIGN-5B.dgn
 jbrock
 AT PLOUA 3U



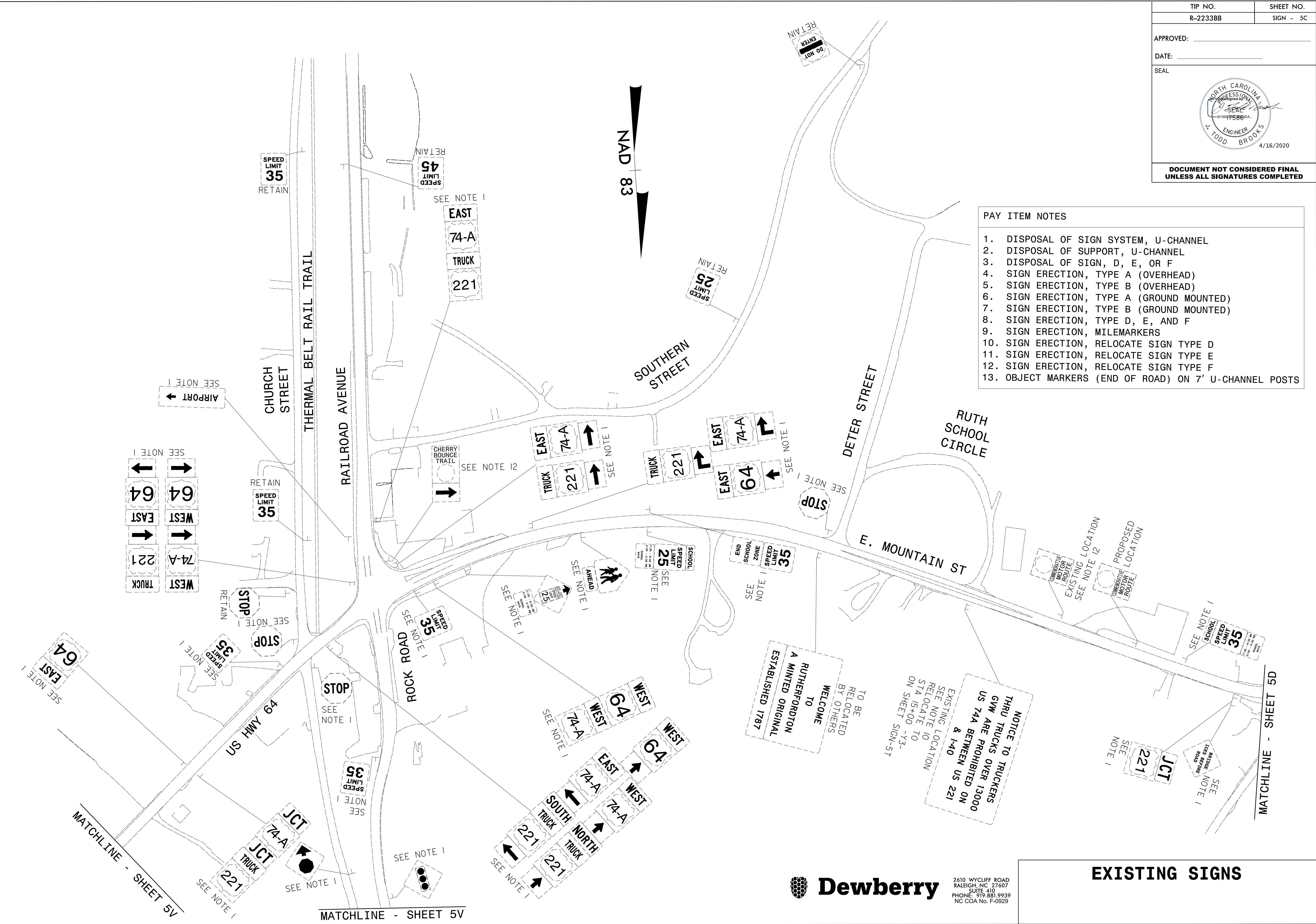
2610 WYCLIFF ROAD
 RALEIGH, NC 27607
 SUITE 410
 PHONE: 919.881.9939
 NC CGA No. F-0929

EXISTING SIGNS

MATCHLINE - SHEET 5A

TIP NO. R-2233BB	SHEET NO. SIGN - 5C
APPROVED: _____	
DATE: _____	
SEAL	
	
4/16/2020	
DOCUMENT NOT CONSIDERED FINAL UNLESS ALL SIGNATURES COMPLETED	

- PAY ITEM NOTES**
1. DISPOSAL OF SIGN SYSTEM, U-CHANNEL
 2. DISPOSAL OF SUPPORT, U-CHANNEL
 3. DISPOSAL OF SIGN, D, E, OR F
 4. SIGN ERECTION, TYPE A (OVERHEAD)
 5. SIGN ERECTION, TYPE B (OVERHEAD)
 6. SIGN ERECTION, TYPE A (GROUND MOUNTED)
 7. SIGN ERECTION, TYPE B (GROUND MOUNTED)
 8. SIGN ERECTION, TYPE D, E, AND F
 9. SIGN ERECTION, MILEMARKERS
 10. SIGN ERECTION, RELOCATE SIGN TYPE D
 11. SIGN ERECTION, RELOCATE SIGN TYPE E
 12. SIGN ERECTION, RELOCATE SIGN TYPE F
 13. OBJECT MARKERS (END OF ROAD) ON 7' U-CHANNEL POSTS




16 APR 2020 14:23
 \\RAVENROCK\AT-P\600130
 obshears
 R:\Projects\50075420\CAD\Civil\Traffic\Signing\Plans\R2233BB-SIGN-5C.dgn

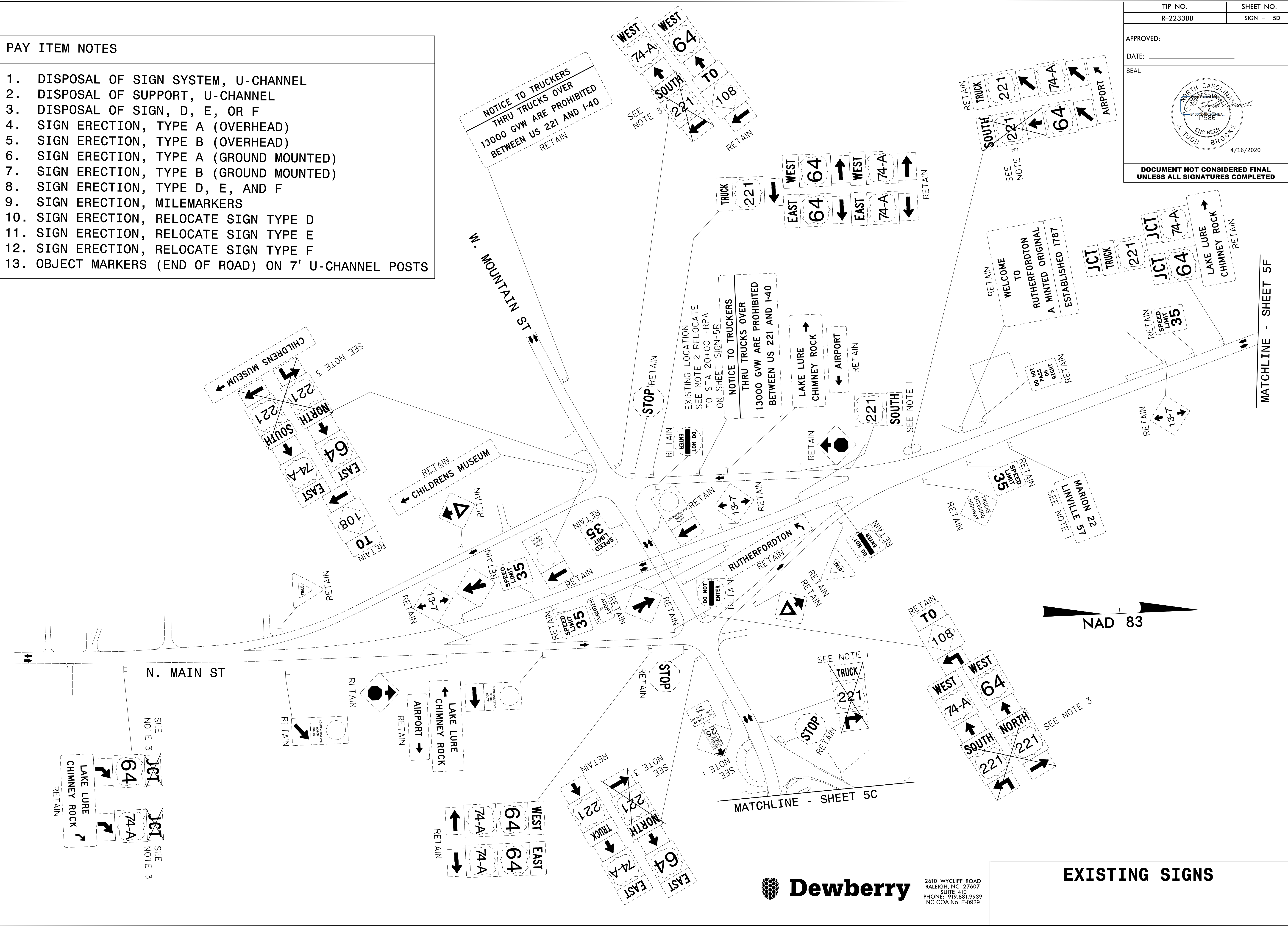


2610 WYCLIFF ROAD
 RALEIGH, NC 27607
 SUITE 410
 PHONE: 919.881.9939
 NC CGA No. F-0929

EXISTING SIGNS

TIP NO. R-2233BB	SHEET NO. SIGN - 5D
APPROVED: _____	
DATE: _____	
SEAL	
	
DOCUMENT NOT CONSIDERED FINAL UNLESS ALL SIGNATURES COMPLETED	

- PAY ITEM NOTES**
1. DISPOSAL OF SIGN SYSTEM, U-CHANNEL
 2. DISPOSAL OF SUPPORT, U-CHANNEL
 3. DISPOSAL OF SIGN, D, E, OR F
 4. SIGN ERECTION, TYPE A (OVERHEAD)
 5. SIGN ERECTION, TYPE B (OVERHEAD)
 6. SIGN ERECTION, TYPE A (GROUND MOUNTED)
 7. SIGN ERECTION, TYPE B (GROUND MOUNTED)
 8. SIGN ERECTION, TYPE D, E, AND F
 9. SIGN ERECTION, MILEMARKERS
 10. SIGN ERECTION, RELOCATE SIGN TYPE D
 11. SIGN ERECTION, RELOCATE SIGN TYPE E
 12. SIGN ERECTION, RELOCATE SIGN TYPE F
 13. OBJECT MARKERS (END OF ROAD) ON 7' U-CHANNEL POSTS



16 APR 2020 14:23
 \Projects\50075420\CAD\Civil\NR-2233BB\Traffic\Signing\Plans\R2233BB-SIGN-5D.dgn
 obshears AT PLOUA\3U



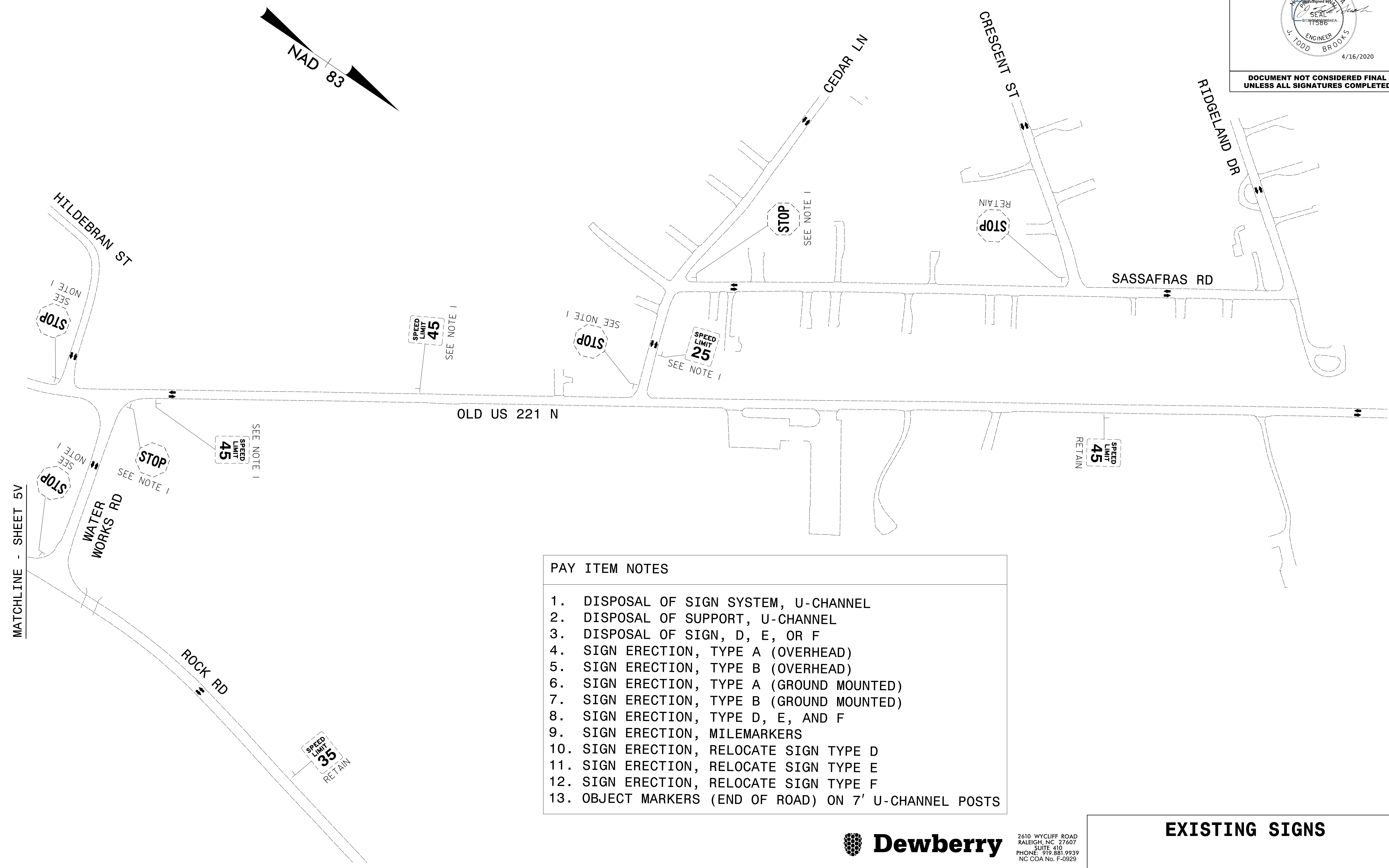
2610 WYCLIFF ROAD
 RALEIGH, NC 27607
 SUITE 410
 PHONE: 919.881.9939
 NC CGA No. F-0929

EXISTING SIGNS

MATCHLINE - SHEET 5F

MATCHLINE - SHEET 5C

TIP NO. R-2233BB	SHEET NO. SIGN - 5E
APPROVED: _____	
DATE: _____	
SEAL	
4/16/2020	
DOCUMENT NOT CONSIDERED FINAL UNLESS ALL SIGNATURES COMPLETED	




- PAY ITEM NOTES**
1. DISPOSAL OF SIGN SYSTEM, U-CHANNEL
 2. DISPOSAL OF SUPPORT, U-CHANNEL
 3. DISPOSAL OF SIGN, D, E, OR F
 4. SIGN ERECTION, TYPE A (OVERHEAD)
 5. SIGN ERECTION, TYPE B (OVERHEAD)
 6. SIGN ERECTION, TYPE A (GROUND MOUNTED)
 7. SIGN ERECTION, TYPE B (GROUND MOUNTED)
 8. SIGN ERECTION, TYPE D, E, AND F
 9. SIGN ERECTION, MILEMARKERS
 10. SIGN ERECTION, RELOCATE SIGN TYPE D
 11. SIGN ERECTION, RELOCATE SIGN TYPE E
 12. SIGN ERECTION, RELOCATE SIGN TYPE F
 13. OBJECT MARKERS (END OF ROAD) ON 7' U-CHANNEL POSTS

16 APR 2020 14:23
 C:\Users\jacob\OneDrive\Documents\Projects\2233BB\Traffic\Signing\Plans\R2233BB-SIGN-5E.dgn
 JACOB ROCK AT PLOUA 3U
 abshears

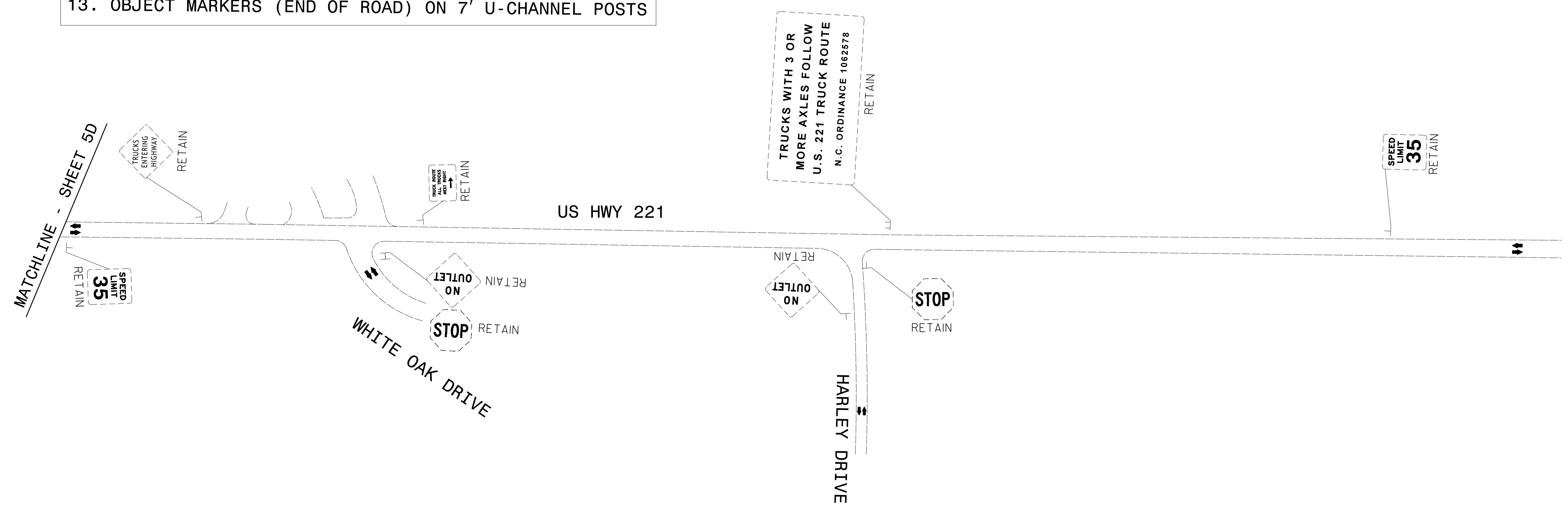
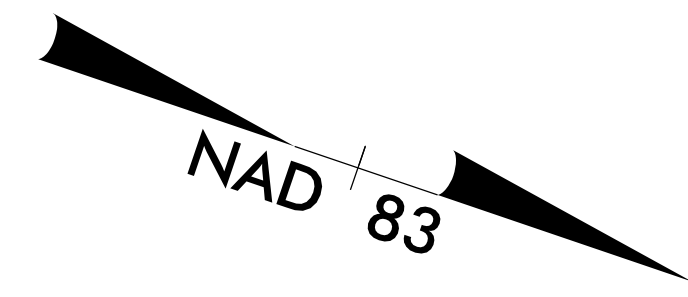


2610 WYCLIFF ROAD
 RALEIGH, NC 27607
 SUITE 410
 PHONE: 919.881.9939
 NC CGA No. F-0929

EXISTING SIGNS

TIP NO. R-2233BB	SHEET NO. SIGN - 5F
APPROVED: _____	
DATE: _____	
SEAL	
	
DOCUMENT NOT CONSIDERED FINAL UNLESS ALL SIGNATURES COMPLETED	

- PAY ITEM NOTES**
1. DISPOSAL OF SIGN SYSTEM, U-CHANNEL
 2. DISPOSAL OF SUPPORT, U-CHANNEL
 3. DISPOSAL OF SIGN, D, E, OR F
 4. SIGN ERECTION, TYPE A (OVERHEAD)
 5. SIGN ERECTION, TYPE B (OVERHEAD)
 6. SIGN ERECTION, TYPE A (GROUND MOUNTED)
 7. SIGN ERECTION, TYPE B (GROUND MOUNTED)
 8. SIGN ERECTION, TYPE D, E, AND F
 9. SIGN ERECTION, MILEMARKERS
 10. SIGN ERECTION, RELOCATE SIGN TYPE D
 11. SIGN ERECTION, RELOCATE SIGN TYPE E
 12. SIGN ERECTION, RELOCATE SIGN TYPE F
 13. OBJECT MARKERS (END OF ROAD) ON 7' U-CHANNEL POSTS




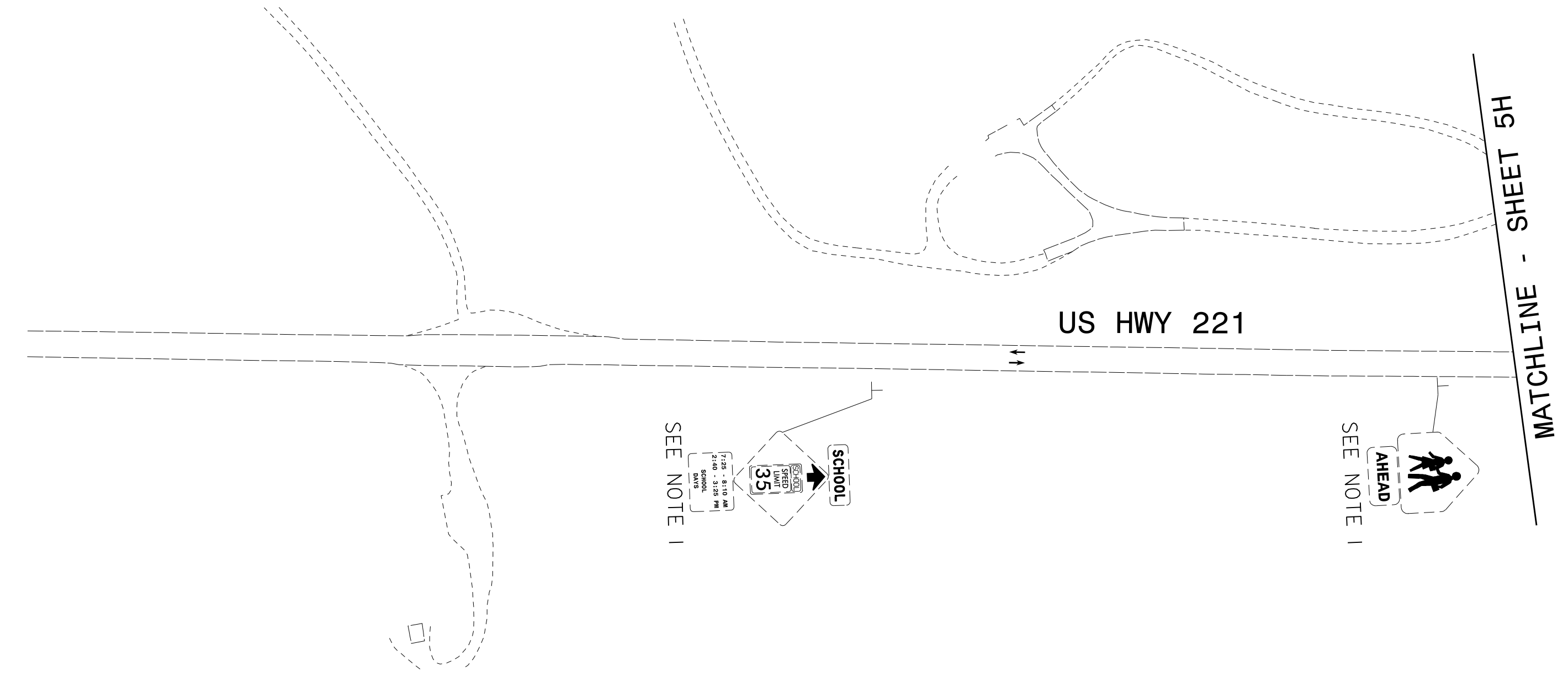
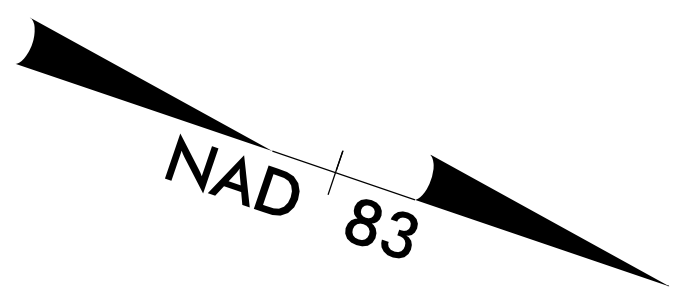
I:\APR-2020\1423
 \P\AVENUE ROCK AT PLOUA 13U
 obshenars
 \R-2233BB\Traffic\Signing\Plans\R2233BB-SIGN-5F.dgn



2610 WYCLIFF ROAD
 RALEIGH, NC 27607
 SUITE 410
 PHONE: 919.881.9939
 NC CGA No. F-0929

EXISTING SIGNS

TIP NO. R-2233BB	SHEET NO. SIGN - 5G
APPROVED: _____	
DATE: _____	
SEAL	
	
4/16/2020	
DOCUMENT NOT CONSIDERED FINAL UNLESS ALL SIGNATURES COMPLETED	




PAY ITEM NOTES
1. DISPOSAL OF SIGN SYSTEM, U-CHANNEL
2. DISPOSAL OF SUPPORT, U-CHANNEL
3. DISPOSAL OF SIGN, D, E, OR F
4. SIGN ERECTION, TYPE A (OVERHEAD)
5. SIGN ERECTION, TYPE B (OVERHEAD)
6. SIGN ERECTION, TYPE A (GROUND MOUNTED)
7. SIGN ERECTION, TYPE B (GROUND MOUNTED)
8. SIGN ERECTION, TYPE D, E, AND F
9. SIGN ERECTION, MILEMARKERS
10. SIGN ERECTION, RELOCATE SIGN TYPE D
11. SIGN ERECTION, RELOCATE SIGN TYPE E
12. SIGN ERECTION, RELOCATE SIGN TYPE F
13. OBJECT MARKERS (END OF ROAD) ON 7' U-CHANNEL POSTS

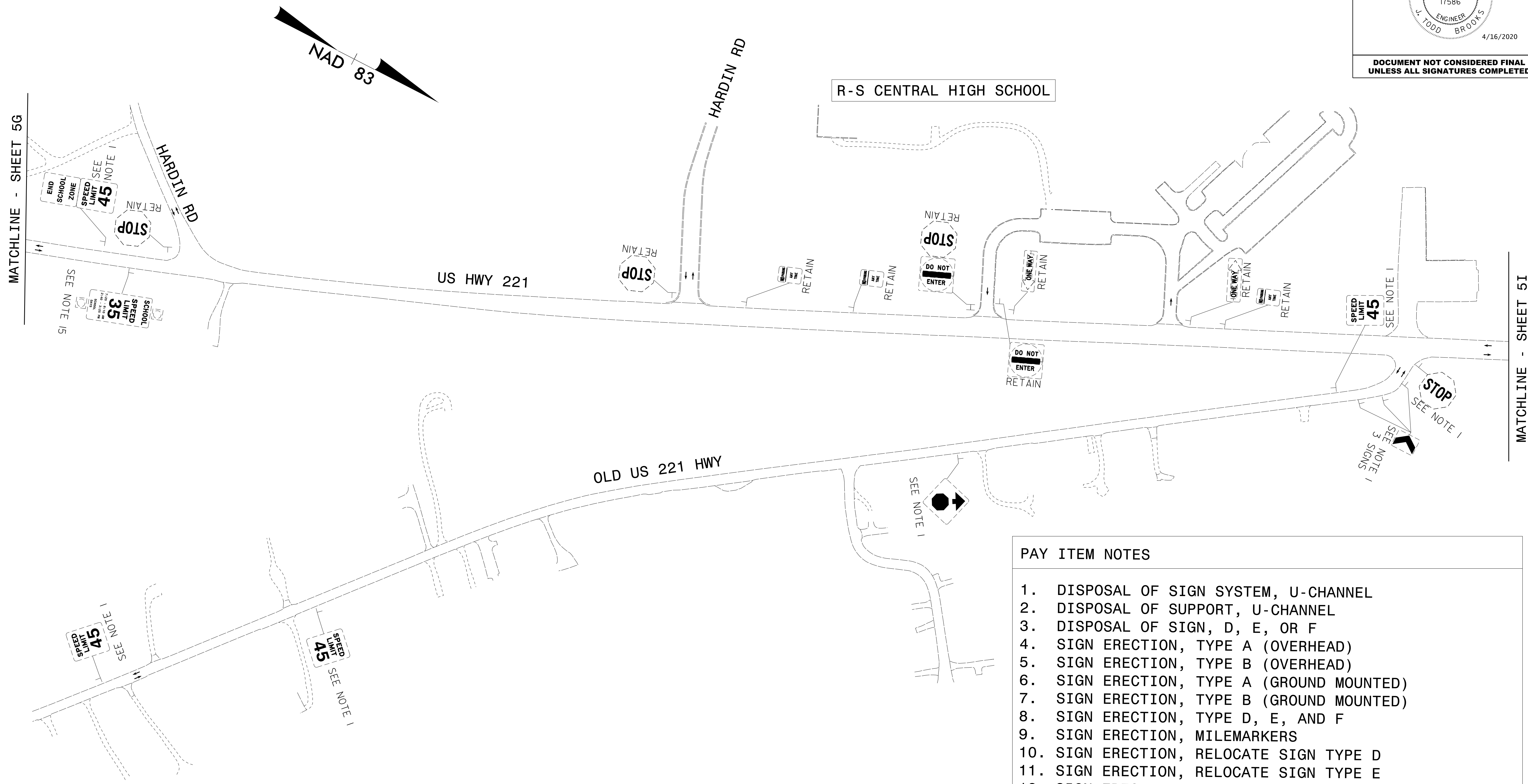
16 APR 2020 14:23
 \P\AVENUE ROCK AT PLOUA 13U
 obeshnars
 \R-2233BB\Traffic\Signing\Plans\R2233BB-SIGN-5G.dgn



2610 WYCLIFF ROAD
 RALEIGH, NC 27607
 SUITE 410
 PHONE: 919.881.9939
 NC CGA No. F-0929

EXISTING SIGNS

TIP NO. R-2233BB	SHEET NO. SIGN - 5H
APPROVED: _____	
DATE: _____	
SEAL	
	
DOCUMENT NOT CONSIDERED FINAL UNLESS ALL SIGNATURES COMPLETED	




- PAY ITEM NOTES**
1. DISPOSAL OF SIGN SYSTEM, U-CHANNEL
 2. DISPOSAL OF SUPPORT, U-CHANNEL
 3. DISPOSAL OF SIGN, D, E, OR F
 4. SIGN ERECTION, TYPE A (OVERHEAD)
 5. SIGN ERECTION, TYPE B (OVERHEAD)
 6. SIGN ERECTION, TYPE A (GROUND MOUNTED)
 7. SIGN ERECTION, TYPE B (GROUND MOUNTED)
 8. SIGN ERECTION, TYPE D, E, AND F
 9. SIGN ERECTION, MILEMARKERS
 10. SIGN ERECTION, RELOCATE SIGN TYPE D
 11. SIGN ERECTION, RELOCATE SIGN TYPE E
 12. SIGN ERECTION, RELOCATE SIGN TYPE F
 13. OBJECT MARKERS (END OF ROAD) ON 7' U-CHANNEL POSTS
 14. SIGN ERECTION, BARRIER MOUNTED MILEMARKERS
 15. DISPOSAL OF FLASHER SYSTEM

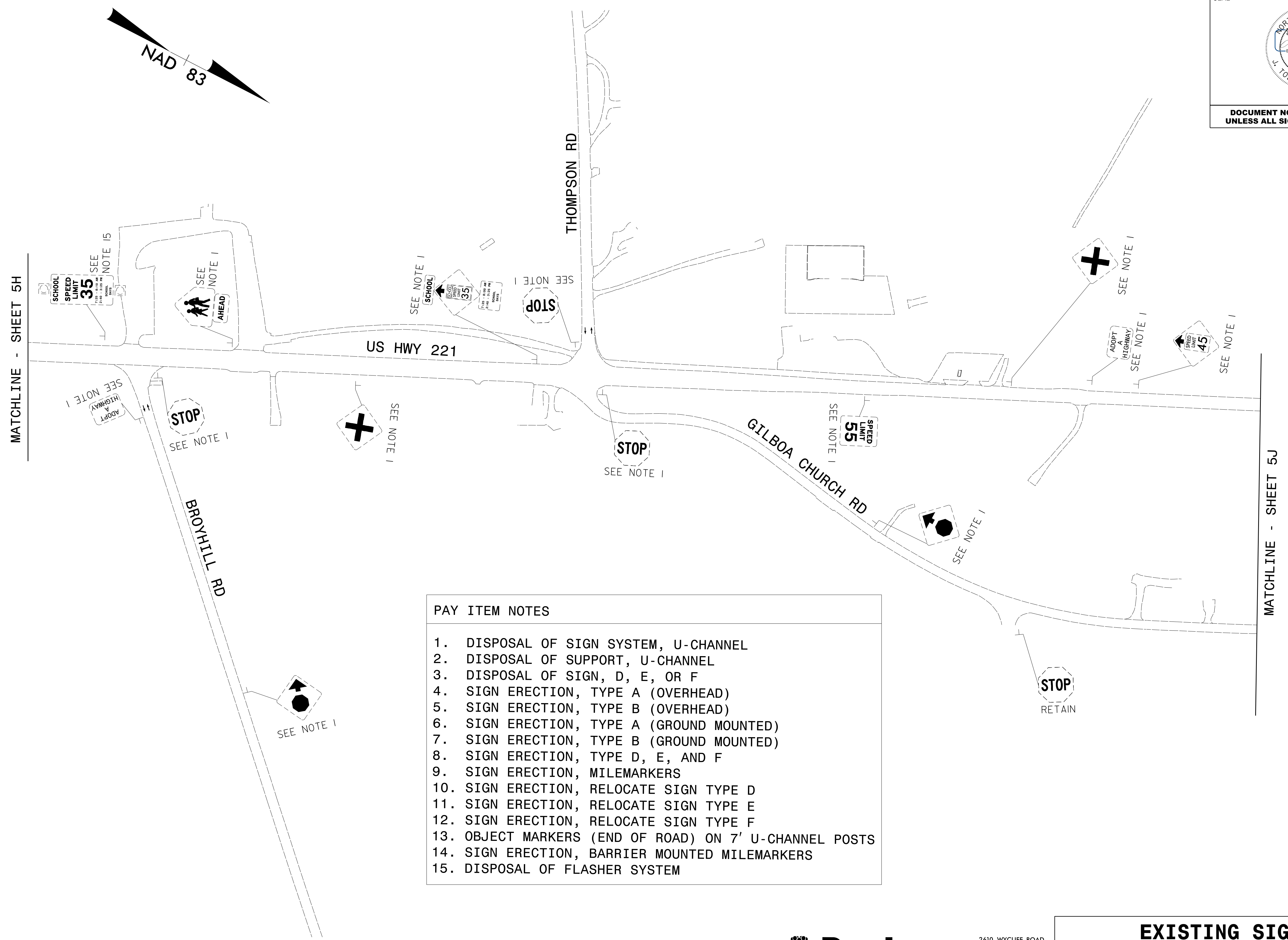
EXISTING SIGNS



2610 WYCLIFF ROAD
RALEIGH, NC 27607
SUITE 410
PHONE: 919.881.9939
NC CGA No. F-0929

I:\APR-2020\1423
 \RAVENROCK\TRAFFIC\Signing\Plans\R2233BB-SIGN-5H.dgn
 05/15/2020 10:54:20 AM
 JTB

TIP NO. R-2233BB	SHEET NO. SIGN - 5I
APPROVED: _____	
DATE: _____	
SEAL	
	
DOCUMENT NOT CONSIDERED FINAL UNLESS ALL SIGNATURES COMPLETED	




- PAY ITEM NOTES**
1. DISPOSAL OF SIGN SYSTEM, U-CHANNEL
 2. DISPOSAL OF SUPPORT, U-CHANNEL
 3. DISPOSAL OF SIGN, D, E, OR F
 4. SIGN ERECTION, TYPE A (OVERHEAD)
 5. SIGN ERECTION, TYPE B (OVERHEAD)
 6. SIGN ERECTION, TYPE A (GROUND MOUNTED)
 7. SIGN ERECTION, TYPE B (GROUND MOUNTED)
 8. SIGN ERECTION, TYPE D, E, AND F
 9. SIGN ERECTION, MILEMARKERS
 10. SIGN ERECTION, RELOCATE SIGN TYPE D
 11. SIGN ERECTION, RELOCATE SIGN TYPE E
 12. SIGN ERECTION, RELOCATE SIGN TYPE F
 13. OBJECT MARKERS (END OF ROAD) ON 7' U-CHANNEL POSTS
 14. SIGN ERECTION, BARRIER MOUNTED MILEMARKERS
 15. DISPOSAL OF FLASHER SYSTEM

16 APR 2020 14:23
 \P\Projects\50075420\CAD\Civil\Signing\Plans\R2233BB-SIGN-5I.dgn
 JAVENROCK AT PLOUA 3U
 abshears



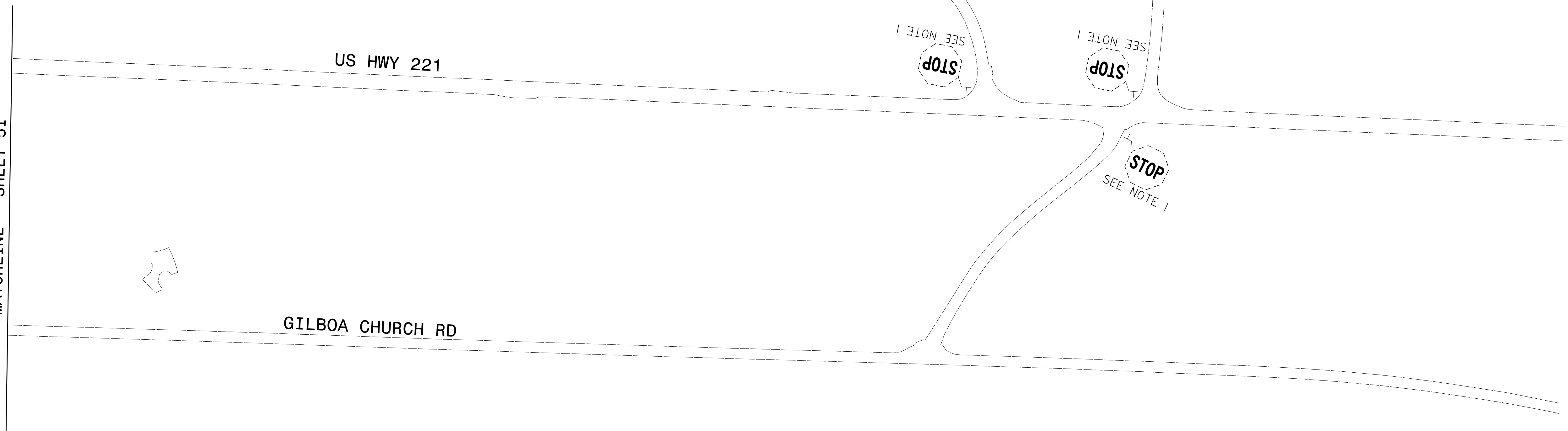
2610 WYCLIFF ROAD
 RALEIGH, NC 27607
 SUITE 410
 PHONE: 919.881.9939
 NC CGA No. F-0929

EXISTING SIGNS

TIP NO. R-2233BB	SHEET NO. SIGN - 5J
APPROVED: _____	
DATE: _____	
SEAL	
	
DOCUMENT NOT CONSIDERED FINAL UNLESS ALL SIGNATURES COMPLETED	

- PAY ITEM NOTES**
1. DISPOSAL OF SIGN SYSTEM, U-CHANNEL
 2. DISPOSAL OF SUPPORT, U-CHANNEL
 3. DISPOSAL OF SIGN, D, E, OR F
 4. SIGN ERECTION, TYPE A (OVERHEAD)
 5. SIGN ERECTION, TYPE B (OVERHEAD)
 6. SIGN ERECTION, TYPE A (GROUND MOUNTED)
 7. SIGN ERECTION, TYPE B (GROUND MOUNTED)
 8. SIGN ERECTION, TYPE D, E, AND F
 9. SIGN ERECTION, MILEMARKERS
 10. SIGN ERECTION, RELOCATE SIGN TYPE D
 11. SIGN ERECTION, RELOCATE SIGN TYPE E
 12. SIGN ERECTION, RELOCATE SIGN TYPE F
 13. OBJECT MARKERS (END OF ROAD) ON 7' U-CHANNEL POSTS

MATCHLINE - SHEET 5I




I:\APR-2020\1423\RAWENROCK\AT-PLOUA\30\obshears\50075420\CAD\Civil\NR-2233BB\Traffic\Signing\Plans\R2233BB-SIGN-5J.dgn

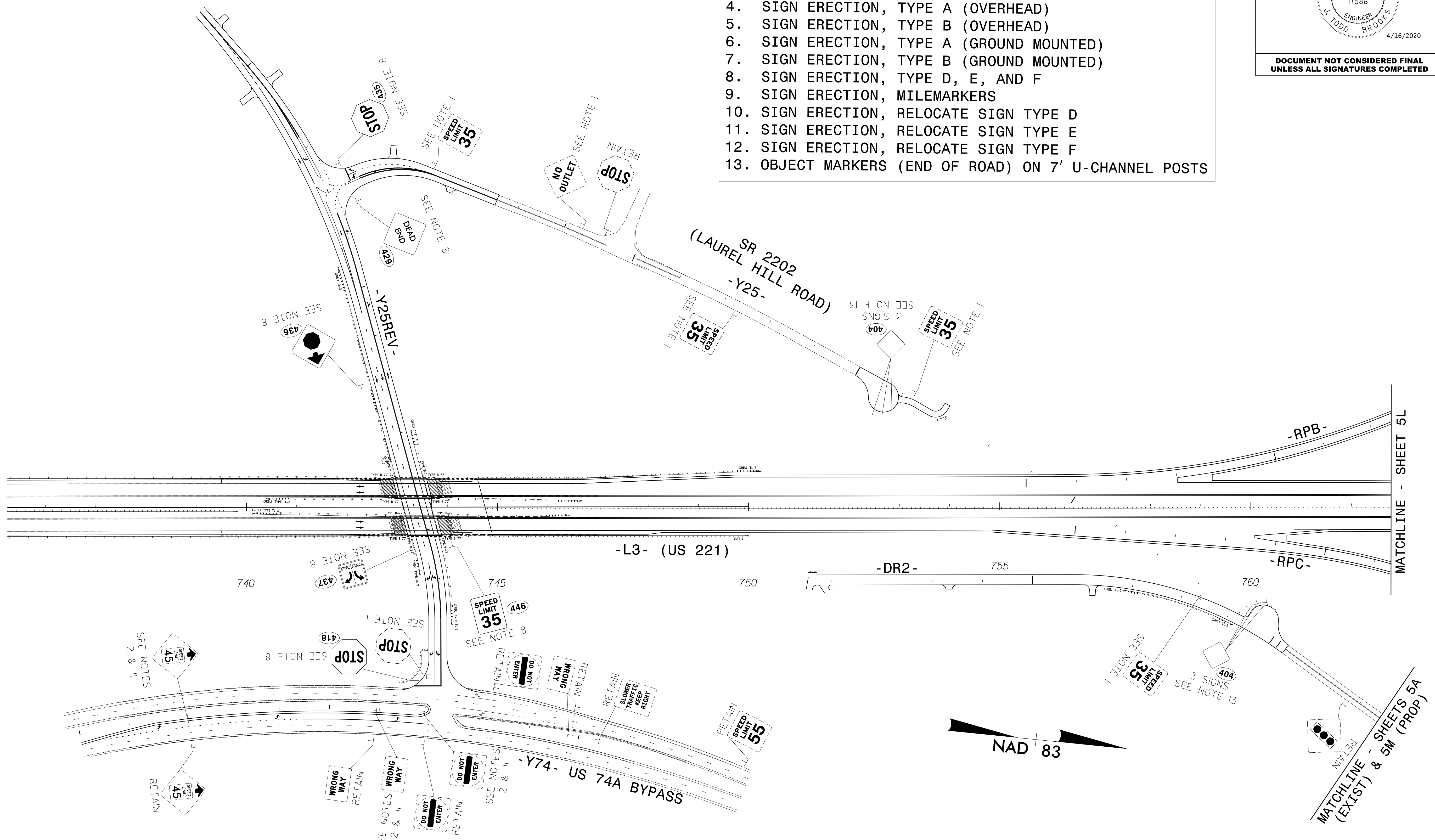


2610 WYCLIFF ROAD
RALEIGH, NC 27607
SUITE 410
PHONE: 919.881.9939
NC CGA No. F-0929

EXISTING SIGNS

TIP NO. R-2233BB	SHEET NO. SIGN - 5K
APPROVED: _____	
DATE: _____	
SEAL	
 J. TODD BROOKS ENGINEER 4/16/2020	
DOCUMENT NOT CONSIDERED FINAL UNLESS ALL SIGNATURES COMPLETED	


- PAY ITEM NOTES**
1. DISPOSAL OF SIGN SYSTEM, U-CHANNEL
 2. DISPOSAL OF SUPPORT, U-CHANNEL
 3. DISPOSAL OF SIGN, D, E, OR F
 4. SIGN ERECTION, TYPE A (OVERHEAD)
 5. SIGN ERECTION, TYPE B (OVERHEAD)
 6. SIGN ERECTION, TYPE A (GROUND MOUNTED)
 7. SIGN ERECTION, TYPE B (GROUND MOUNTED)
 8. SIGN ERECTION, TYPE D, E, AND F
 9. SIGN ERECTION, MILEMARKERS
 10. SIGN ERECTION, RELOCATE SIGN TYPE D
 11. SIGN ERECTION, RELOCATE SIGN TYPE E
 12. SIGN ERECTION, RELOCATE SIGN TYPE F
 13. OBJECT MARKERS (END OF ROAD) ON 7' U-CHANNEL POSTS



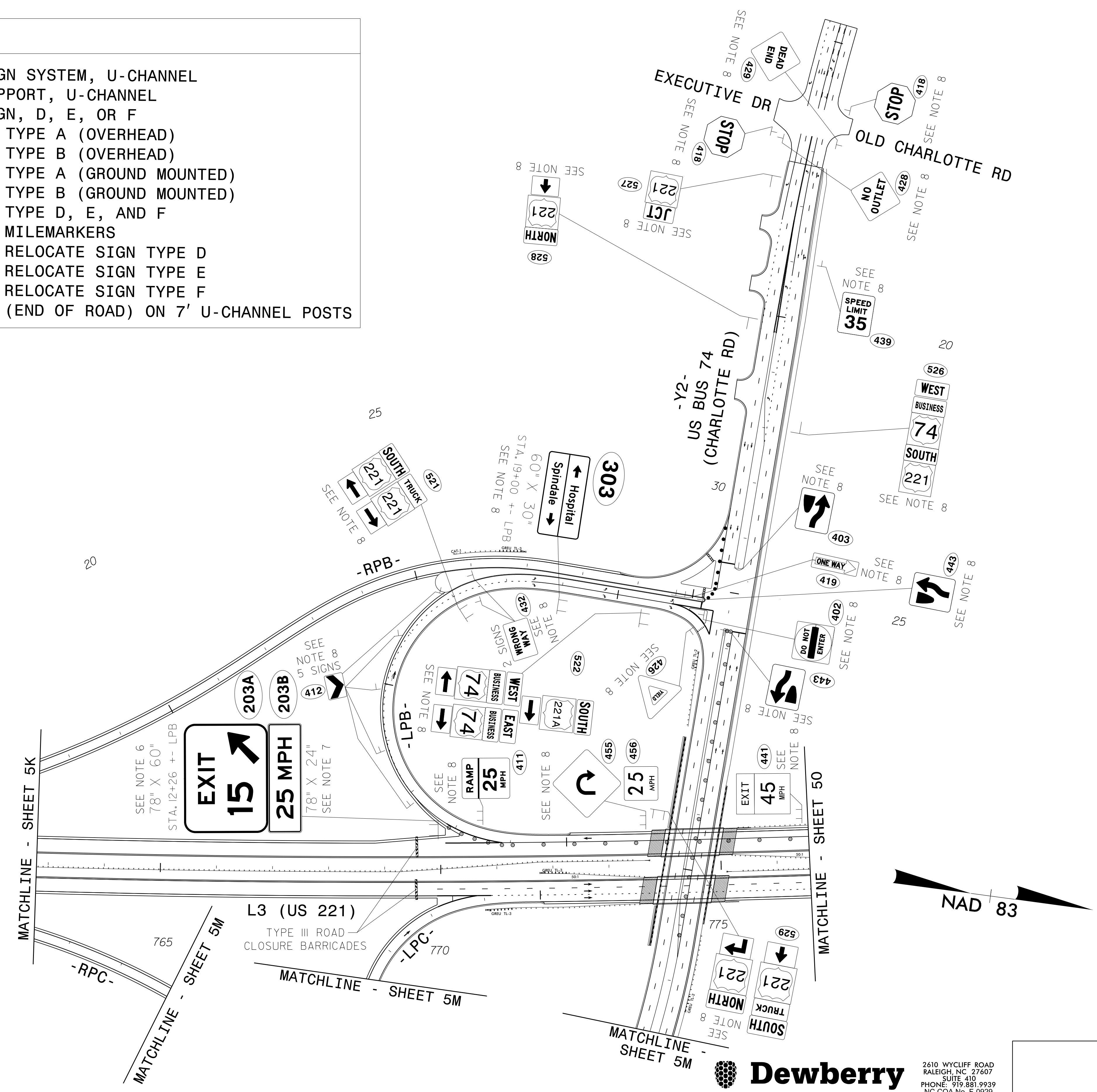
I:\APR-2020\1423
 \RAVENROCK\TRAFFIC\Signing\Plans\R2233BB-SIGN-5K.dgn
 obshears AT PLOUA13U



EXISTING & PROPOSED SIGNS


TIP NO. R-2233BB	SHEET NO. SIGN - 5L
APPROVED: _____	
DATE: _____	
SEAL	
	
DOCUMENT NOT CONSIDERED FINAL UNLESS ALL SIGNATURES COMPLETED	

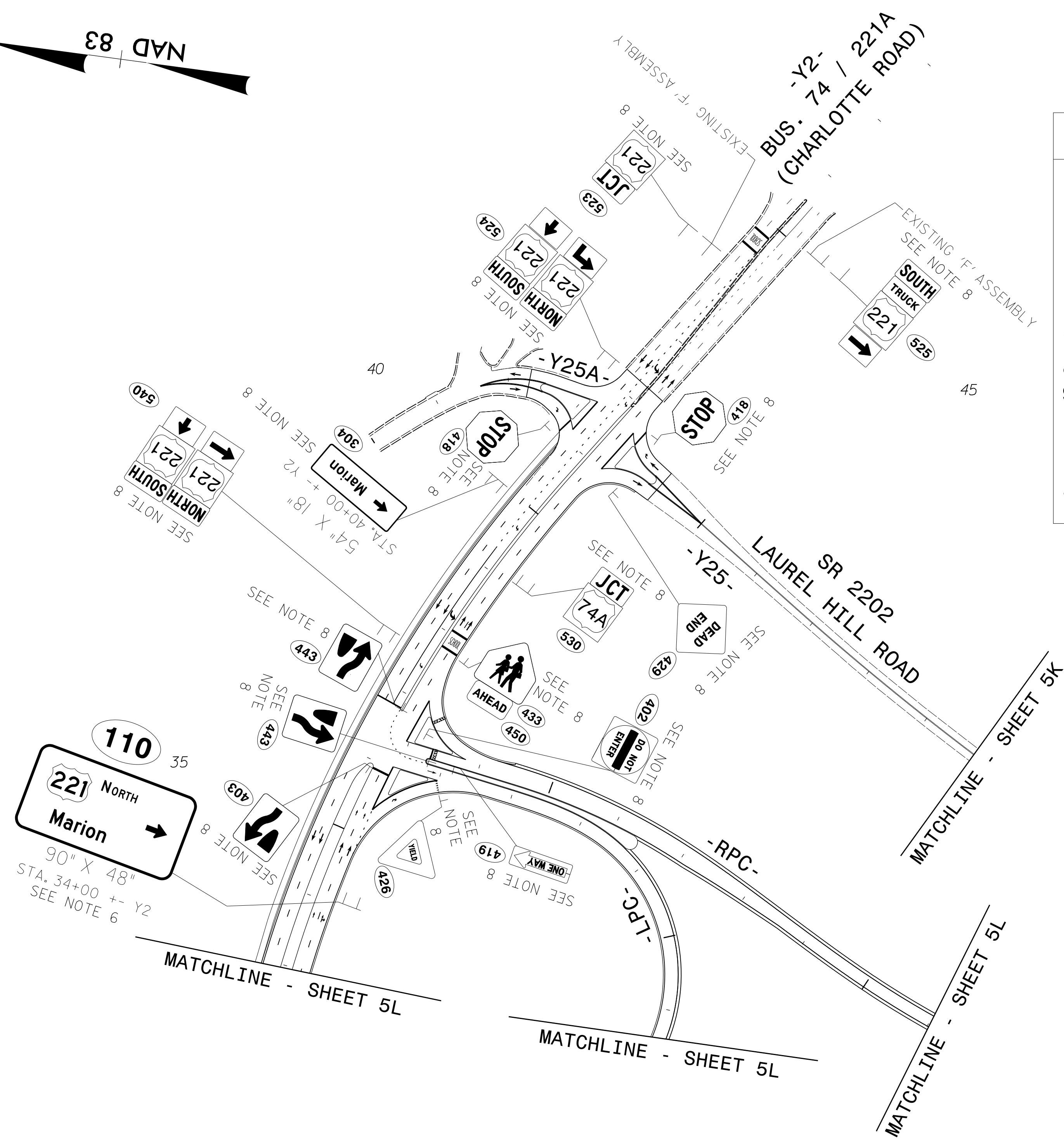
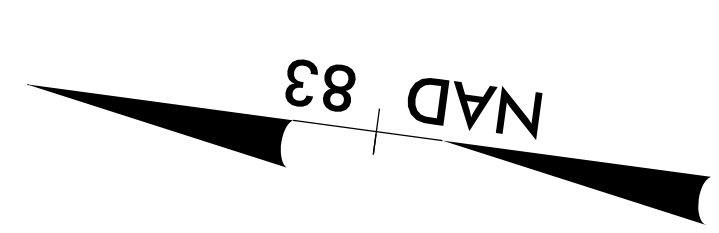
- PAY ITEM NOTES**
1. DISPOSAL OF SIGN SYSTEM, U-CHANNEL
 2. DISPOSAL OF SUPPORT, U-CHANNEL
 3. DISPOSAL OF SIGN, D, E, OR F
 4. SIGN ERECTION, TYPE A (OVERHEAD)
 5. SIGN ERECTION, TYPE B (OVERHEAD)
 6. SIGN ERECTION, TYPE A (GROUND MOUNTED)
 7. SIGN ERECTION, TYPE B (GROUND MOUNTED)
 8. SIGN ERECTION, TYPE D, E, AND F
 9. SIGN ERECTION, MILEMARKERS
 10. SIGN ERECTION, RELOCATE SIGN TYPE D
 11. SIGN ERECTION, RELOCATE SIGN TYPE E
 12. SIGN ERECTION, RELOCATE SIGN TYPE F
 13. OBJECT MARKERS (END OF ROAD) ON 7' U-CHANNEL POSTS



I:\PRJ\2020\1423
 \PLAN\ROAD\Traffic\Signing\Plans\R2233BB-SIGN-5L.dgn
 16 APR 2020 14:23
 \PLAN\ROAD\Traffic\Signing\Plans\R2233BB-SIGN-5L.dgn
 obshears AT PLOUA\3U

PROPOSED SIGNS

TIP NO. R-2233BB	SHEET NO. SIGN - 5M
APPROVED: _____	
DATE: _____	
SEAL	
	
DOCUMENT NOT CONSIDERED FINAL UNLESS ALL SIGNATURES COMPLETED	



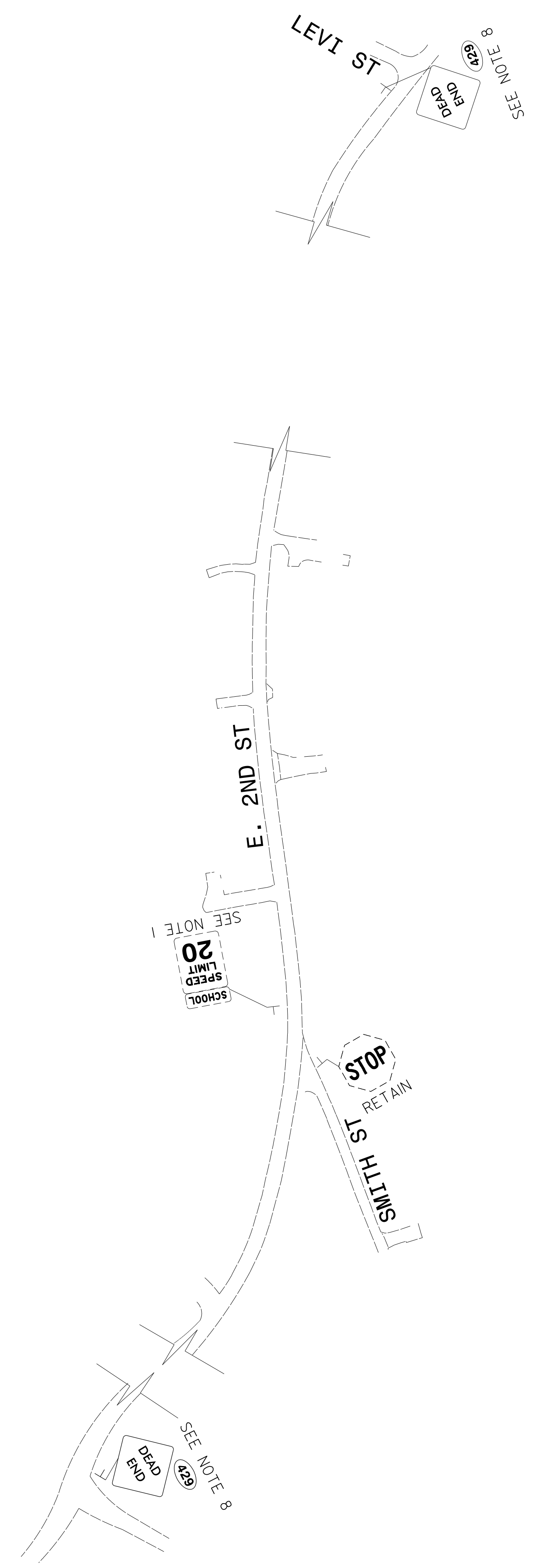
- PAY ITEM NOTES**
1. DISPOSAL OF SIGN SYSTEM, U-CHANNEL
 2. DISPOSAL OF SUPPORT, U-CHANNEL
 3. DISPOSAL OF SIGN, D, E, OR F
 4. SIGN ERECTION, TYPE A (OVERHEAD)
 5. SIGN ERECTION, TYPE B (OVERHEAD)
 6. SIGN ERECTION, TYPE A (GROUND MOUNTED)
 7. SIGN ERECTION, TYPE B (GROUND MOUNTED)
 8. SIGN ERECTION, TYPE D, E, AND F
 9. SIGN ERECTION, MILEMARKERS
 10. SIGN ERECTION, RELOCATE SIGN TYPE D
 11. SIGN ERECTION, RELOCATE SIGN TYPE E
 12. SIGN ERECTION, RELOCATE SIGN TYPE F
 13. OBJECT MARKERS (END OF ROAD) ON 7' U-CHANNEL POSTS

I:\PRJ-2020\1423\RAWENROCK\AT-PLOUA\3U\obshears\50075420\CAD\Civil\Signing\Plans\R2233BB-SIGN-5M.dgn
 16 APR 2020 14:23
 RAWENROCK\AT-PLOUA\3U

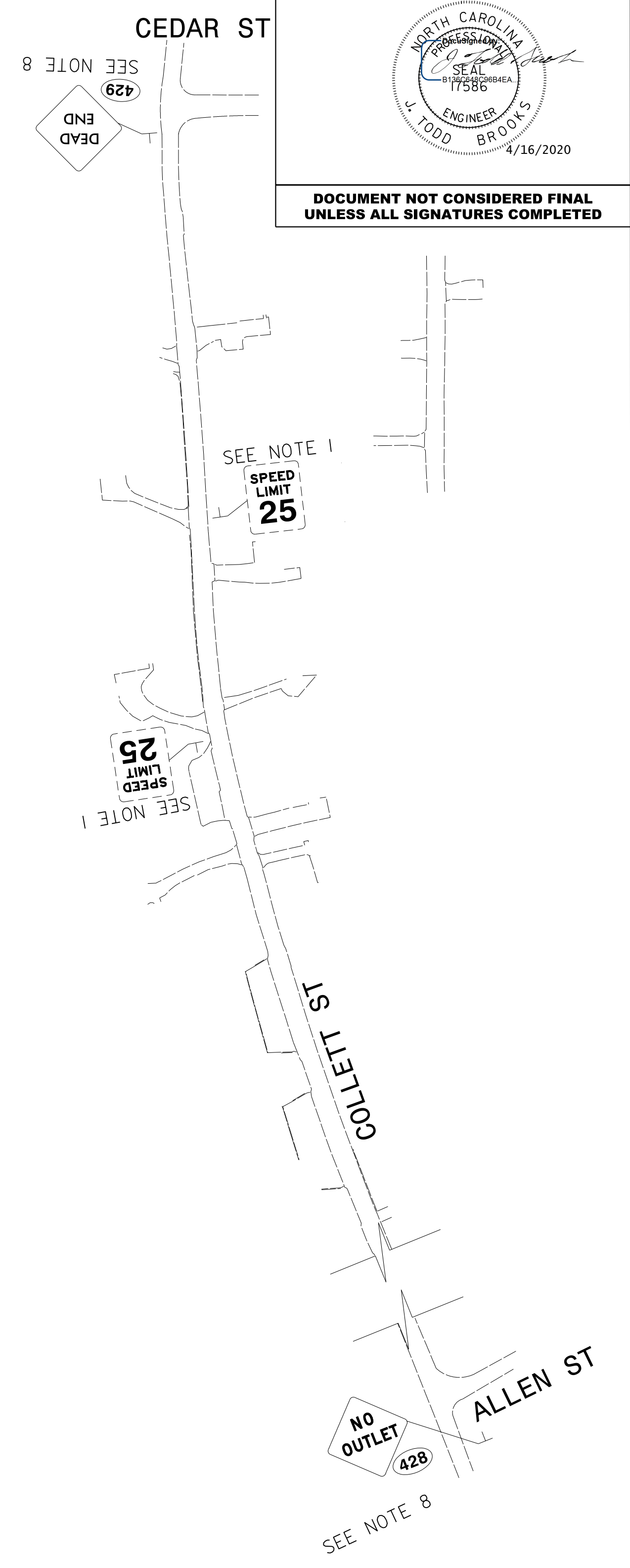


PROPOSED SIGNS

TIP NO. R-2233BB	SHEET NO. SIGN - 5N
APPROVED: _____	
DATE: _____	
SEAL	
DOCUMENT NOT CONSIDERED FINAL UNLESS ALL SIGNATURES COMPLETED	



- PAY ITEM NOTES
1. DISPOSAL OF SIGN SYSTEM, U-CHANNEL
 2. DISPOSAL OF SUPPORT, U-CHANNEL
 3. DISPOSAL OF SIGN, D, E, OR F
 4. SIGN ERECTION, TYPE A (OVERHEAD)
 5. SIGN ERECTION, TYPE B (OVERHEAD)
 6. SIGN ERECTION, TYPE A (GROUND MOUNTED)
 7. SIGN ERECTION, TYPE B (GROUND MOUNTED)
 8. SIGN ERECTION, TYPE D, E, AND F
 9. SIGN ERECTION, MILEMARKERS
 10. SIGN ERECTION, RELOCATE SIGN TYPE D
 11. SIGN ERECTION, RELOCATE SIGN TYPE E
 12. SIGN ERECTION, RELOCATE SIGN TYPE F
 13. OBJECT MARKERS (END OF ROAD) ON 7' U-CHANNEL POSTS




EXISTING & PROPOSED SIGNS

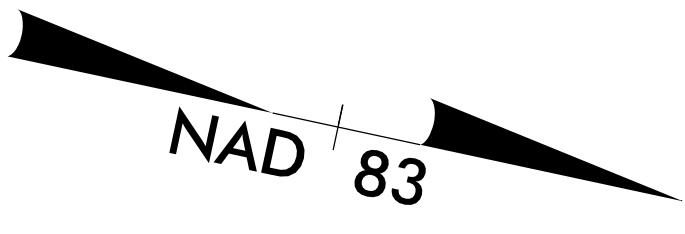
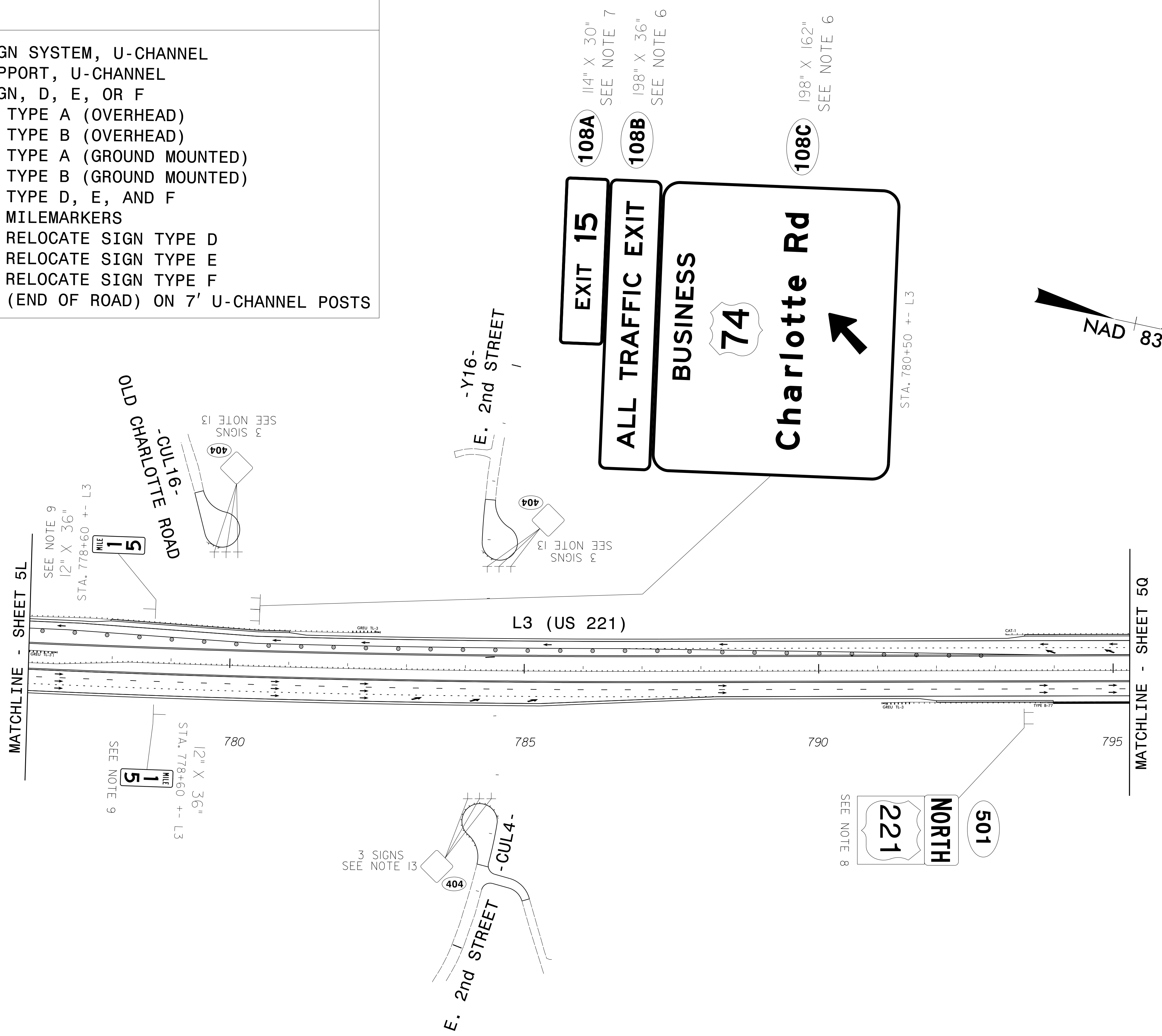


2610 WYCLIFF ROAD
RALEIGH, NC 27607
SUITE 410
PHONE: 919.881.9939
NC COA No. F-0929

16 APR 2020 14:23
 C:\Users\50075420\CAD\Civil1\Projects\50075420\CAD\Civil1\Projects\Signing\Plans\R2233BB-SIGN-5N.dgn
 \PLOT\ROCK AT PLOU13U
 abshears

TIP NO. R-2233BB	SHEET NO. SIGN - 50
APPROVED: _____	
DATE: _____	
SEAL 	
DOCUMENT NOT CONSIDERED FINAL UNLESS ALL SIGNATURES COMPLETED	

- PAY ITEM NOTES**
1. DISPOSAL OF SIGN SYSTEM, U-CHANNEL
 2. DISPOSAL OF SUPPORT, U-CHANNEL
 3. DISPOSAL OF SIGN, D, E, OR F
 4. SIGN ERECTION, TYPE A (OVERHEAD)
 5. SIGN ERECTION, TYPE B (OVERHEAD)
 6. SIGN ERECTION, TYPE A (GROUND MOUNTED)
 7. SIGN ERECTION, TYPE B (GROUND MOUNTED)
 8. SIGN ERECTION, TYPE D, E, AND F
 9. SIGN ERECTION, MILEMARKERS
 10. SIGN ERECTION, RELOCATE SIGN TYPE D
 11. SIGN ERECTION, RELOCATE SIGN TYPE E
 12. SIGN ERECTION, RELOCATE SIGN TYPE F
 13. OBJECT MARKERS (END OF ROAD) ON 7' U-CHANNEL POSTS




I:\PRJ-2020\1423
 \DRAWING\ROAD\TRAFFIC\Signing\Plans\R2233BB-SIGN-50.dgn
 05/11/2020 10:50:13 AM
 PLOUAI3U
 abshears

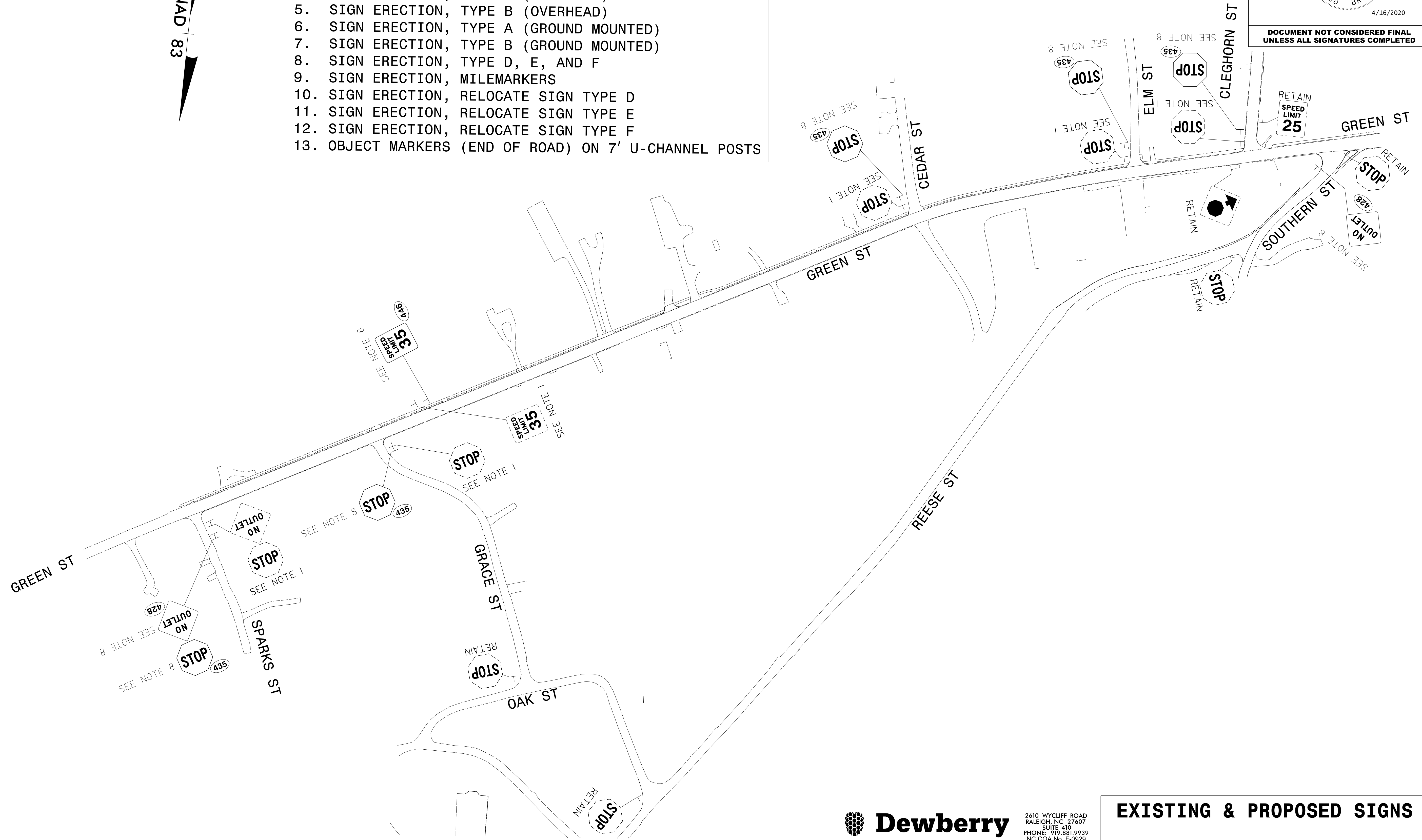
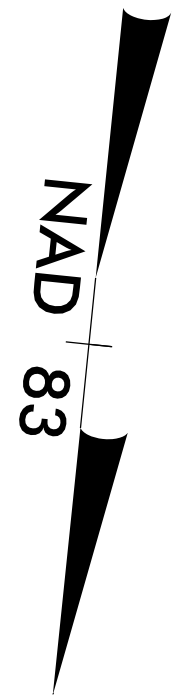


2610 WYCLIFF ROAD
 RALEIGH, NC 27607
 SUITE 410
 PHONE: 919.881.9939
 NC COA No. F-0929

PROPOSED SIGNS

TIP NO. R-2233BB	SHEET NO. SIGN - 5P
APPROVED: _____	
DATE: _____	
SEAL	
	
DOCUMENT NOT CONSIDERED FINAL UNLESS ALL SIGNATURES COMPLETED	

- PAY ITEM NOTES**
1. DISPOSAL OF SIGN SYSTEM, U-CHANNEL
 2. DISPOSAL OF SUPPORT, U-CHANNEL
 3. DISPOSAL OF SIGN, D, E, OR F
 4. SIGN ERECTION, TYPE A (OVERHEAD)
 5. SIGN ERECTION, TYPE B (OVERHEAD)
 6. SIGN ERECTION, TYPE A (GROUND MOUNTED)
 7. SIGN ERECTION, TYPE B (GROUND MOUNTED)
 8. SIGN ERECTION, TYPE D, E, AND F
 9. SIGN ERECTION, MILEMARKERS
 10. SIGN ERECTION, RELOCATE SIGN TYPE D
 11. SIGN ERECTION, RELOCATE SIGN TYPE E
 12. SIGN ERECTION, RELOCATE SIGN TYPE F
 13. OBJECT MARKERS (END OF ROAD) ON 7' U-CHANNEL POSTS




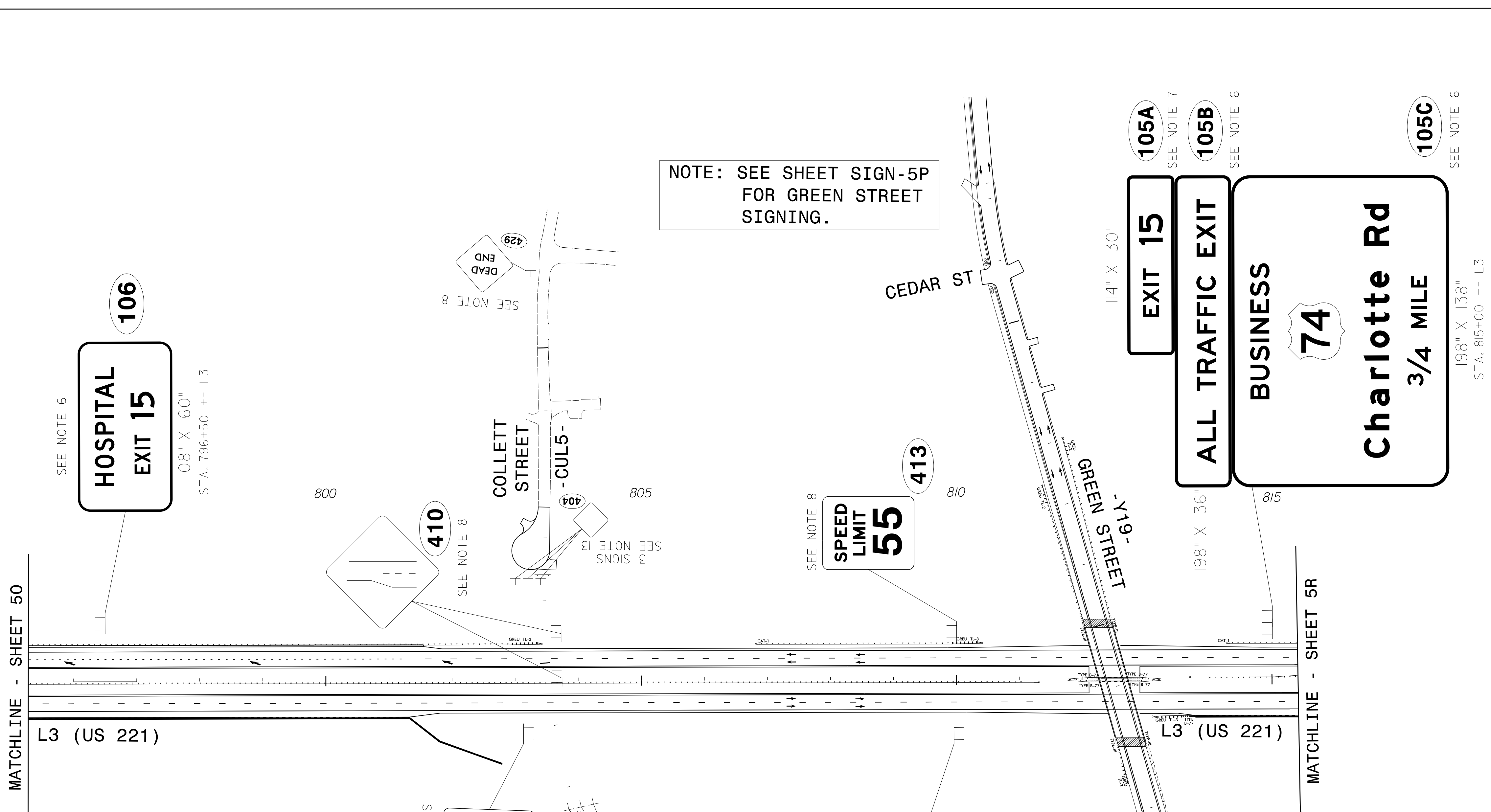
I:\APR-2020\1423
 \P\AVENROCK\1423
 \obshears AT P\001\30
 \R-2233BB\Traffic\Signing\Plans\R2233BB-SIGN-5P.dgn



2610 WYCLIFF ROAD
 RALEIGH, NC 27607
 SUITE 410
 PHONE: 919.881.9939
 NC COA No. F-0929

EXISTING & PROPOSED SIGNS

TIP NO. R-2233BB	SHEET NO. SIGN - 5Q
APPROVED: _____	
DATE: _____	
SEAL	
	
DOCUMENT NOT CONSIDERED FINAL UNLESS ALL SIGNATURES COMPLETED	



NOTE: SEE SHEET SIGN-5P FOR GREEN STREET SIGNING.

NOTE: SEE SHEET SIGN-5P FOR GREEN STREET SIGNING.

- PAY ITEM NOTES**
1. DISPOSAL OF SIGN SYSTEM, U-CHANNEL
 2. DISPOSAL OF SUPPORT, U-CHANNEL
 3. DISPOSAL OF SIGN, D, E, OR F
 4. SIGN ERECTION, TYPE A (OVERHEAD)
 5. SIGN ERECTION, TYPE B (OVERHEAD)
 6. SIGN ERECTION, TYPE A (GROUND MOUNTED)
 7. SIGN ERECTION, TYPE B (GROUND MOUNTED)
 8. SIGN ERECTION, TYPE D, E, AND F
 9. SIGN ERECTION, MILEMARKERS
 10. SIGN ERECTION, RELOCATE SIGN TYPE D
 11. SIGN ERECTION, RELOCATE SIGN TYPE E
 12. SIGN ERECTION, RELOCATE SIGN TYPE F
 13. OBJECT MARKERS (END OF ROAD) ON 7' U-CHANNEL POSTS




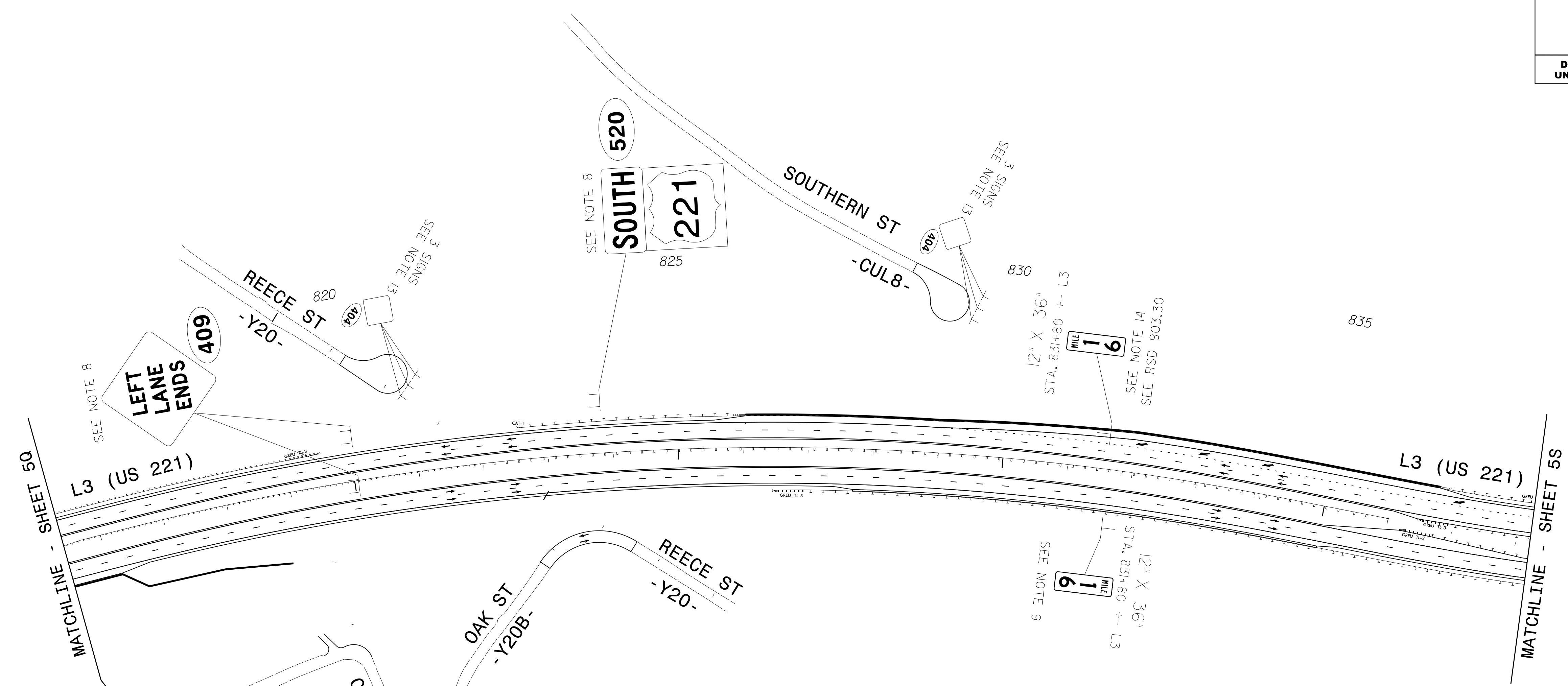
PROPOSED SIGNS



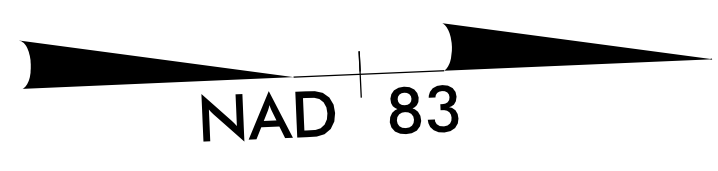
2610 WYCLIFF ROAD
RALEIGH, NC 27607
SUITE 410
PHONE: 919.881.9939
NC COA No. F-0929

I:\PRJ\2020\1423\16\AVENUE ROCK AT PLOUA\30\obshears\50075420\CAD\Civil\Traffic\Signing\Plans\R2233BB-SIGN-5Q.dgn
 16 APR 2020 14:23
 AVENUE ROCK AT PLOUA

TIP NO. R-2233BB	SHEET NO. SIGN - 5R
APPROVED: _____	
DATE: _____	
SEAL	
	
DOCUMENT NOT CONSIDERED FINAL UNLESS ALL SIGNATURES COMPLETED	



- PAY ITEM NOTES**
1. DISPOSAL OF SIGN SYSTEM, U-CHANNEL
 2. DISPOSAL OF SUPPORT, U-CHANNEL
 3. DISPOSAL OF SIGN, D, E, OR F
 4. SIGN ERECTION, TYPE A (OVERHEAD)
 5. SIGN ERECTION, TYPE B (OVERHEAD)
 6. SIGN ERECTION, TYPE A (GROUND MOUNTED)
 7. SIGN ERECTION, TYPE B (GROUND MOUNTED)
 8. SIGN ERECTION, TYPE D, E, AND F
 9. SIGN ERECTION, MILEMARKERS
 10. SIGN ERECTION, RELOCATE SIGN TYPE D
 11. SIGN ERECTION, RELOCATE SIGN TYPE E
 12. SIGN ERECTION, RELOCATE SIGN TYPE F
 13. OBJECT MARKERS (END OF ROAD) ON 7' U-CHANNEL POSTS
 14. SIGN ERECTION, BARRIER MOUNTED MILEMARKERS

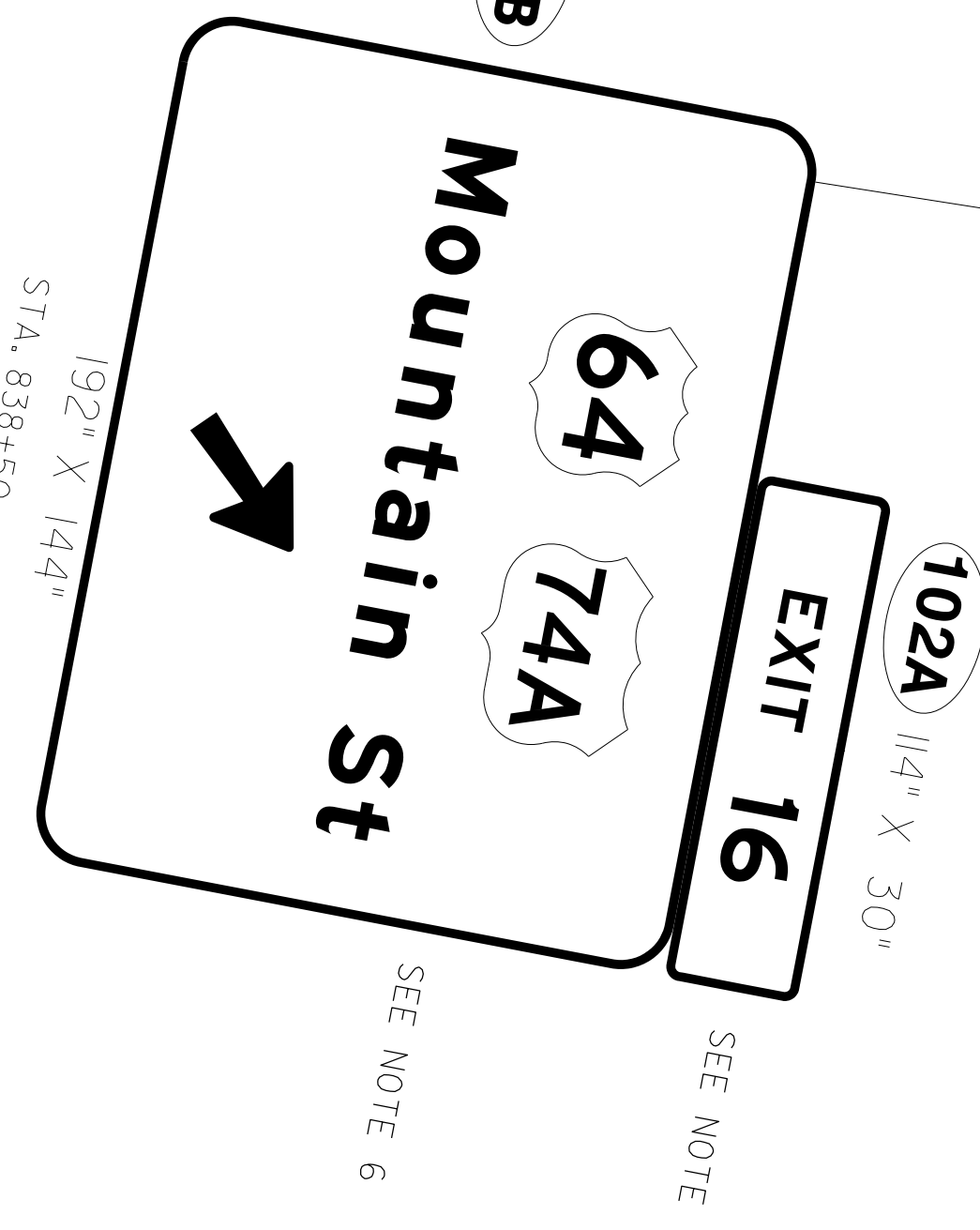
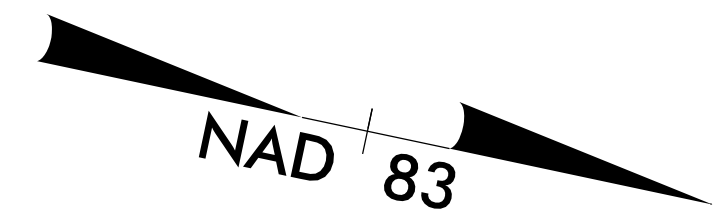
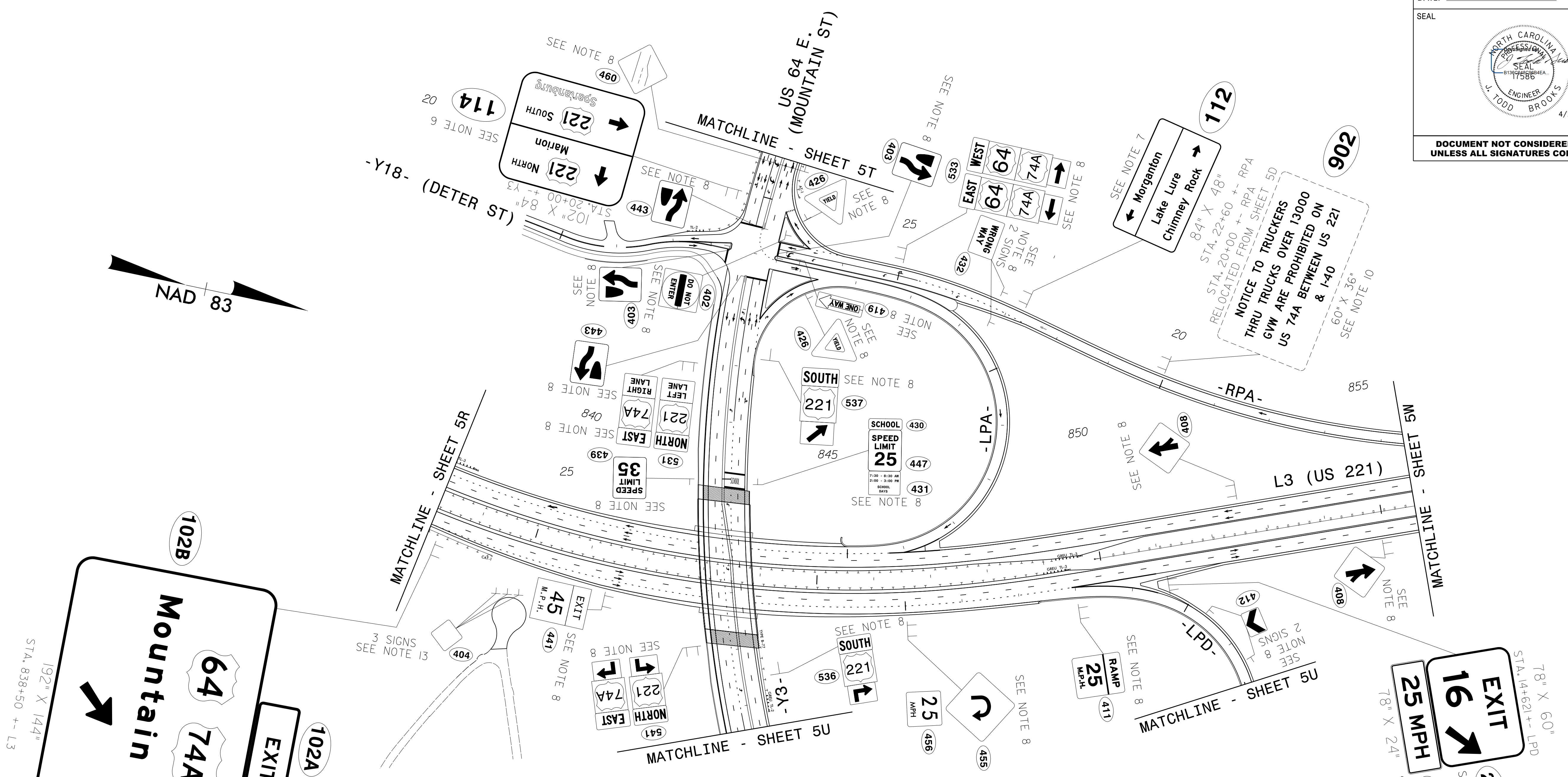


I:\PRJ\2020\1423
 \DRAWING\ROCK AT PLOUA\3U
 obshears
 16 APR 2020 14:23
 \PRJ\2020\1423
 \DRAWING\ROCK AT PLOUA\3U
 obshears



2610 WYCLIFF ROAD
 RALEIGH, NC 27607
 SUITE 410
 PHONE: 919.881.9939
 NC COA No. F-0929

PROPOSED SIGNS



PAY ITEM NOTES

1. DISPOSAL OF SIGN SYSTEM, U-CHANNEL
2. DISPOSAL OF SUPPORT, U-CHANNEL
3. DISPOSAL OF SIGN, D, E, OR F
4. SIGN ERECTION, TYPE A (OVERHEAD)
5. SIGN ERECTION, TYPE B (OVERHEAD)
6. SIGN ERECTION, TYPE A (GROUND MOUNTED)
7. SIGN ERECTION, TYPE B (GROUND MOUNTED)
8. SIGN ERECTION, TYPE D, E, AND F
9. SIGN ERECTION, MILEMARKERS
10. SIGN ERECTION, RELOCATE SIGN TYPE D
11. SIGN ERECTION, RELOCATE SIGN TYPE E
12. SIGN ERECTION, RELOCATE SIGN TYPE F
13. OBJECT MARKERS (END OF ROAD) ON 7' U-CHANNEL POSTS




2610 WYCLIFF ROAD
RALEIGH, NC 27607
SUITE 410
PHONE 919.881.9939
NC COA No. F-0929

PROPOSED SIGNS

16 APR 2020 10:23 AM
 \S\RAVENROCK\AT-P\000130
 obshears
 150075420\CAD\CIVIL\NR-2233BB\Traffic\Signing\Plans\R2233BB-SIGN-55.dgn

APPROVED: _____

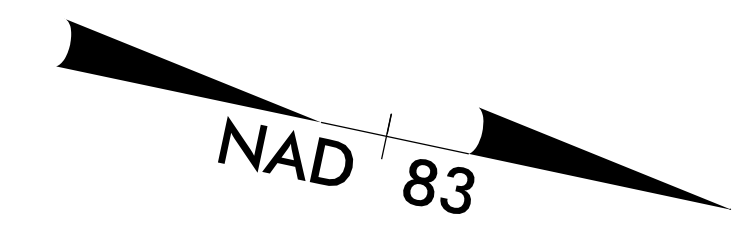
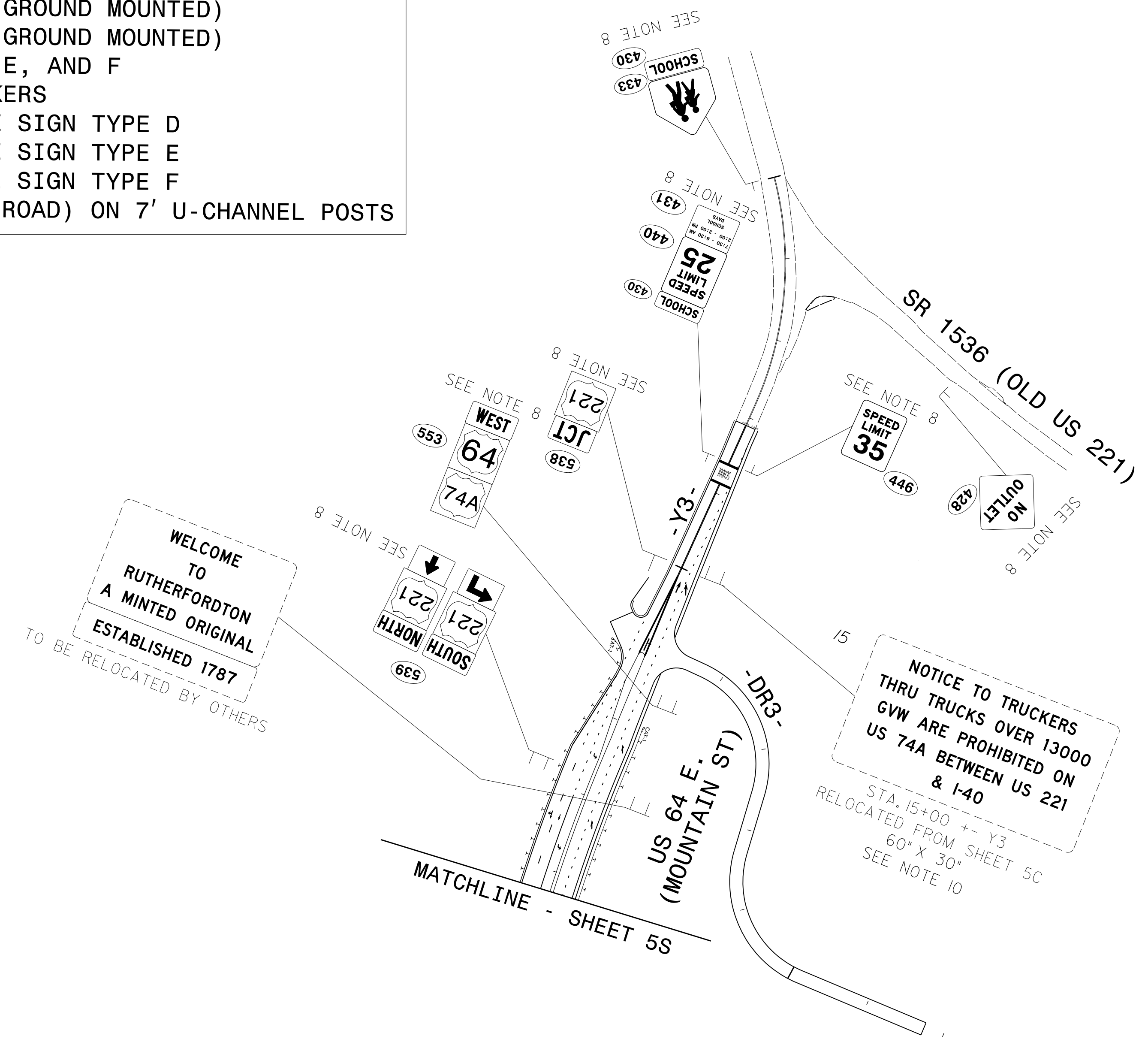
DATE: _____



4/16/2020
**DOCUMENT NOT CONSIDERED FINAL
UNLESS ALL SIGNATURES COMPLETED**

PAY ITEM NOTES

1. DISPOSAL OF SIGN SYSTEM, U-CHANNEL
2. DISPOSAL OF SUPPORT, U-CHANNEL
3. DISPOSAL OF SIGN, D, E, OR F
4. SIGN ERECTION, TYPE A (OVERHEAD)
5. SIGN ERECTION, TYPE B (OVERHEAD)
6. SIGN ERECTION, TYPE A (GROUND MOUNTED)
7. SIGN ERECTION, TYPE B (GROUND MOUNTED)
8. SIGN ERECTION, TYPE D, E, AND F
9. SIGN ERECTION, MILEMARKERS
10. SIGN ERECTION, RELOCATE SIGN TYPE D
11. SIGN ERECTION, RELOCATE SIGN TYPE E
12. SIGN ERECTION, RELOCATE SIGN TYPE F
13. OBJECT MARKERS (END OF ROAD) ON 7' U-CHANNEL POSTS



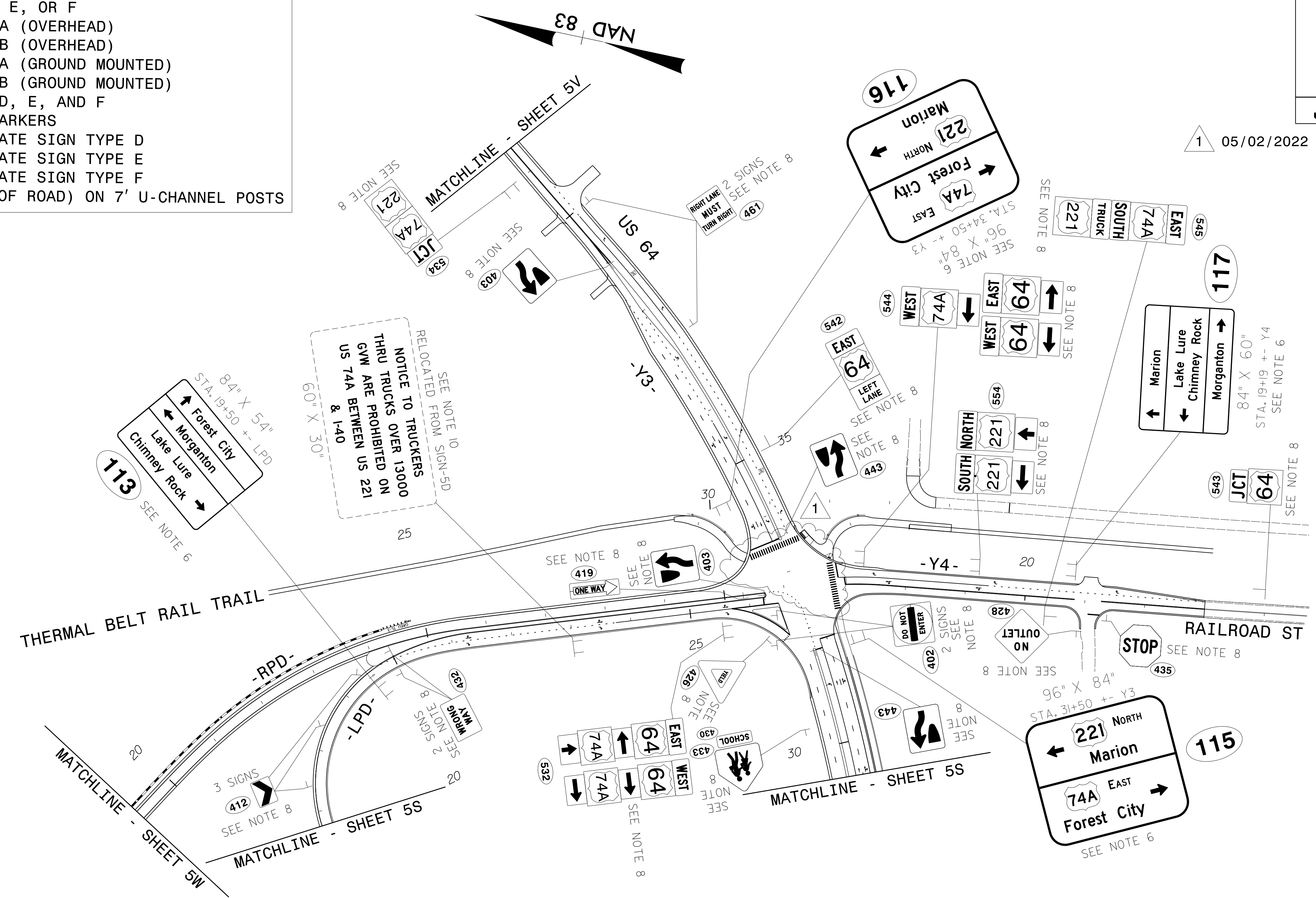
I:\ARR-2020\1423\16\AVENUE ROCK AT PLOUA 13U\Projects\50075420\CAD\Civil\Signing\Plans\R2233BB-SIGN-5T.dgn

PROPOSED SIGNS

TIP NO. R-2233BB	SHEET NO. SIGN - 5U
APPROVED: _____	
DATE: _____	
SEAL	
DOCUMENT NOT CONSIDERED FINAL UNLESS ALL SIGNATURES COMPLETED	


- PAY ITEM NOTES**
1. DISPOSAL OF SIGN SYSTEM, U-CHANNEL
 2. DISPOSAL OF SUPPORT, U-CHANNEL
 3. DISPOSAL OF SIGN, D, E, OR F
 4. SIGN ERECTION, TYPE A (OVERHEAD)
 5. SIGN ERECTION, TYPE B (OVERHEAD)
 6. SIGN ERECTION, TYPE A (GROUND MOUNTED)
 7. SIGN ERECTION, TYPE B (GROUND MOUNTED)
 8. SIGN ERECTION, TYPE D, E, AND F
 9. SIGN ERECTION, MILEMARKERS
 10. SIGN ERECTION, RELOCATE SIGN TYPE D
 11. SIGN ERECTION, RELOCATE SIGN TYPE E
 12. SIGN ERECTION, RELOCATE SIGN TYPE F
 13. OBJECT MARKERS (END OF ROAD) ON 7' U-CHANNEL POSTS

1 05/02/2022 ROADWAY PLAN REVISIONS

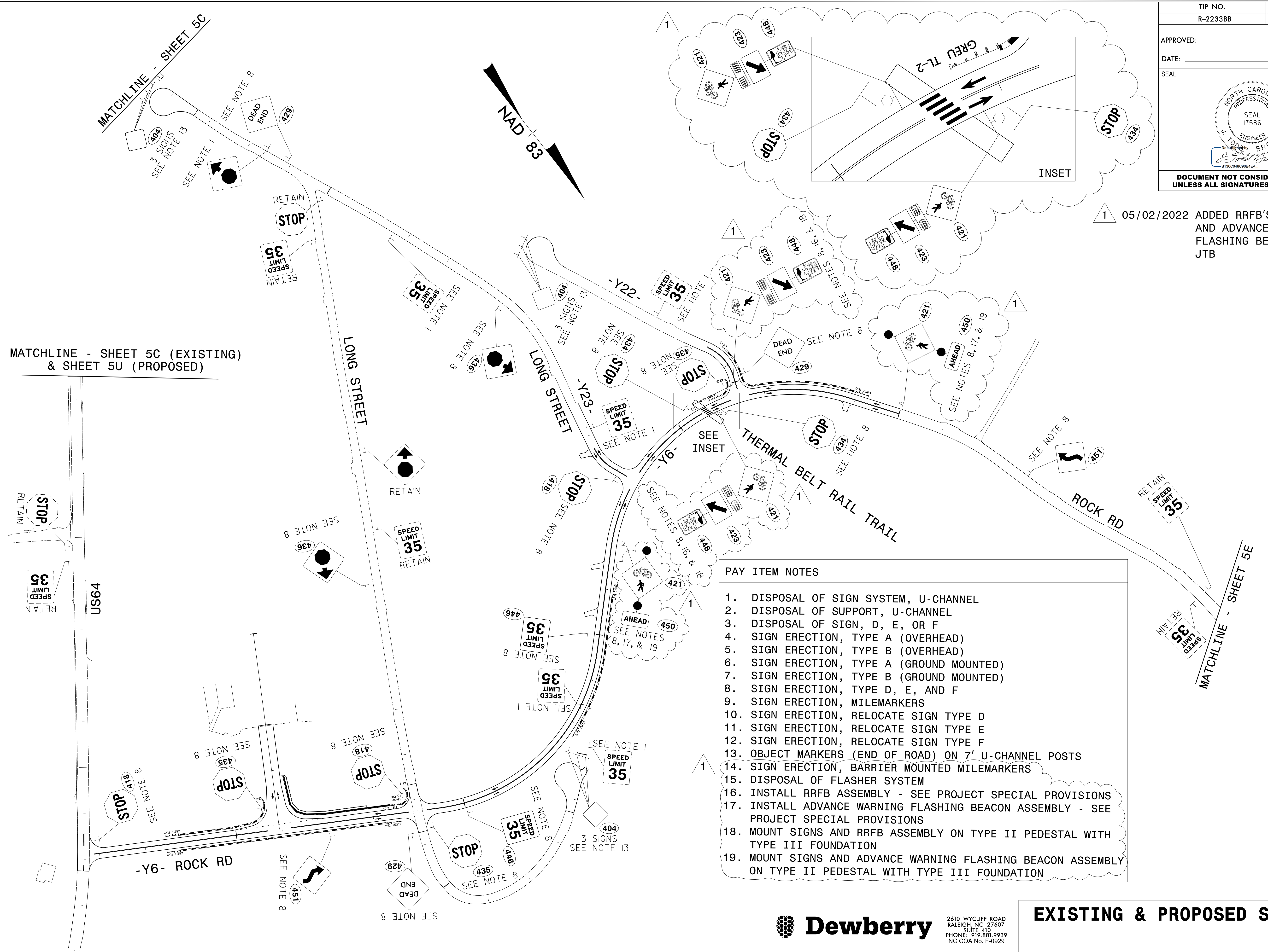


02-MAY-2022 16:55 C:\Users\jv\OneDrive\Documents\Projects\2233BB\Traffic\Signing\Plans\B2233BB-SIGN-5U.dgn
 01-00075420 (1) AT: R00K5AV4
 abshenars

PROPOSED SIGNS

TIP NO. R-2233BB	SHEET NO. SIGN - 5V
APPROVED: _____	
DATE: _____	
SEAL	
	
DOCUMENT NOT CONSIDERED FINAL UNLESS ALL SIGNATURES COMPLETED	

1 05/02/2022 ADDED RRFB'S
AND ADVANCE WARNING
FLASHING BEACONS
JTB




- PAY ITEM NOTES**
1. DISPOSAL OF SIGN SYSTEM, U-CHANNEL
 2. DISPOSAL OF SUPPORT, U-CHANNEL
 3. DISPOSAL OF SIGN, D, E, OR F
 4. SIGN ERECTION, TYPE A (OVERHEAD)
 5. SIGN ERECTION, TYPE B (OVERHEAD)
 6. SIGN ERECTION, TYPE A (GROUND MOUNTED)
 7. SIGN ERECTION, TYPE B (GROUND MOUNTED)
 8. SIGN ERECTION, TYPE D, E, AND F
 9. SIGN ERECTION, MILEMARKERS
 10. SIGN ERECTION, RELOCATE SIGN TYPE D
 11. SIGN ERECTION, RELOCATE SIGN TYPE E
 12. SIGN ERECTION, RELOCATE SIGN TYPE F
 13. OBJECT MARKERS (END OF ROAD) ON 7' U-CHANNEL POSTS
 14. SIGN ERECTION, BARRIER MOUNTED MILEMARKERS
 15. DISPOSAL OF FLASHER SYSTEM
 16. INSTALL RRFB ASSEMBLY - SEE PROJECT SPECIAL PROVISIONS
 17. INSTALL ADVANCE WARNING FLASHING BEACON ASSEMBLY - SEE PROJECT SPECIAL PROVISIONS
 18. MOUNT SIGNS AND RRFB ASSEMBLY ON TYPE II PEDESTAL WITH TYPE III FOUNDATION
 19. MOUNT SIGNS AND ADVANCE WARNING FLASHING BEACON ASSEMBLY ON TYPE II PEDESTAL WITH TYPE III FOUNDATION

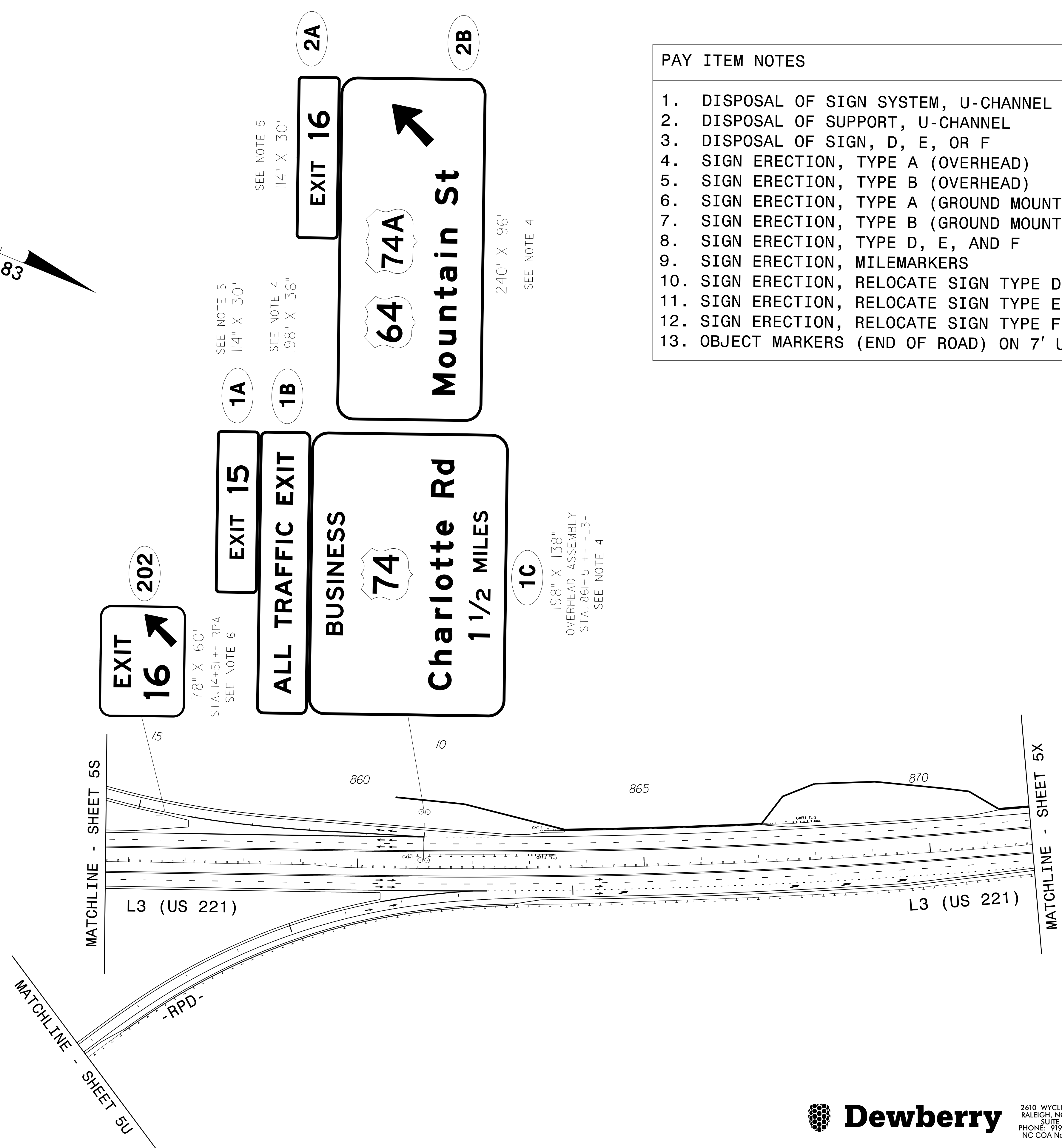
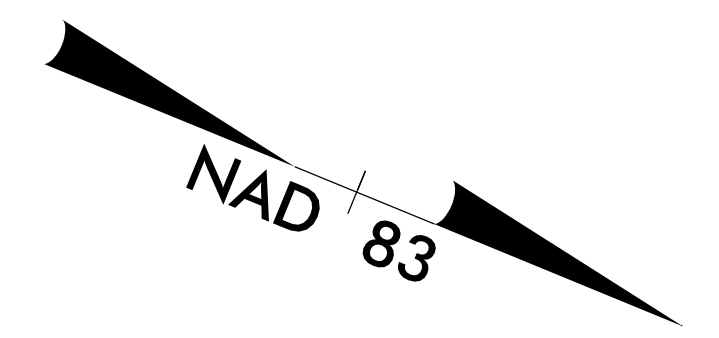
EXISTING & PROPOSED SIGNS



2610 WYCLIFF ROAD
RALEIGH, NC 27607
SUITE 410
PHONE: 919.881.9939
NC COA No. F-0929

02-MAY-2022 16:55 C:\Users\jrb\OneDrive\Documents\Projects\2233BB\Traffic\Signing\Plans\R2233BB-SIGN-5V.dgn
 4:50:07 PM AT: ROCK RD V4
 obshears


TIP NO. R-2233BB	SHEET NO. SIGN - 5W
APPROVED: _____	
DATE: _____	
SEAL	
	
DOCUMENT NOT CONSIDERED FINAL UNLESS ALL SIGNATURES COMPLETED	



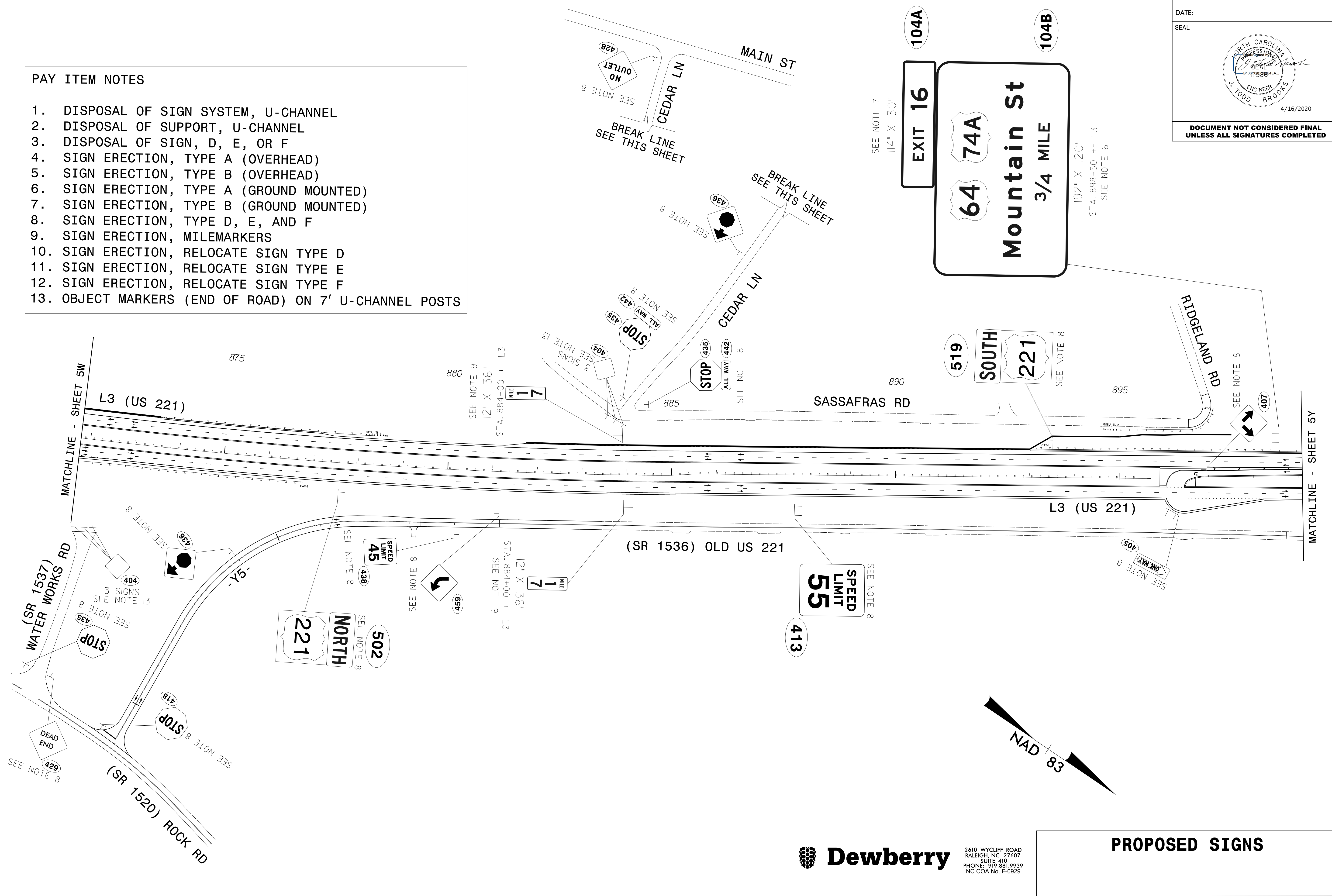
- PAY ITEM NOTES**
1. DISPOSAL OF SIGN SYSTEM, U-CHANNEL
 2. DISPOSAL OF SUPPORT, U-CHANNEL
 3. DISPOSAL OF SIGN, D, E, OR F
 4. SIGN ERECTION, TYPE A (OVERHEAD)
 5. SIGN ERECTION, TYPE B (OVERHEAD)
 6. SIGN ERECTION, TYPE A (GROUND MOUNTED)
 7. SIGN ERECTION, TYPE B (GROUND MOUNTED)
 8. SIGN ERECTION, TYPE D, E, AND F
 9. SIGN ERECTION, MILEMARKERS
 10. SIGN ERECTION, RELOCATE SIGN TYPE D
 11. SIGN ERECTION, RELOCATE SIGN TYPE E
 12. SIGN ERECTION, RELOCATE SIGN TYPE F
 13. OBJECT MARKERS (END OF ROAD) ON 7' U-CHANNEL POSTS

16 APR 2020 14:23
 \P\Projects\50075420\CAD\Civil\Traffic\Signing\Plans\R2233BB-SIGN-5W.dgn
 \P\Projects\50075420\CAD\Civil\Traffic\Signing\Plans\R2233BB-SIGN-5W.dgn
 abeshears AT PLOUA 3U

PROPOSED SIGNS

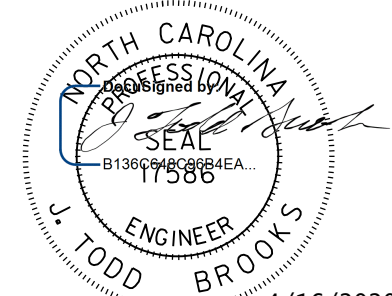
TIP NO. R-2233BB	SHEET NO. SIGN - 5X
APPROVED: _____	
DATE: _____	
SEAL	
 U. TODD BROOKS ENGINEER 4/16/2020	
DOCUMENT NOT CONSIDERED FINAL UNLESS ALL SIGNATURES COMPLETED	

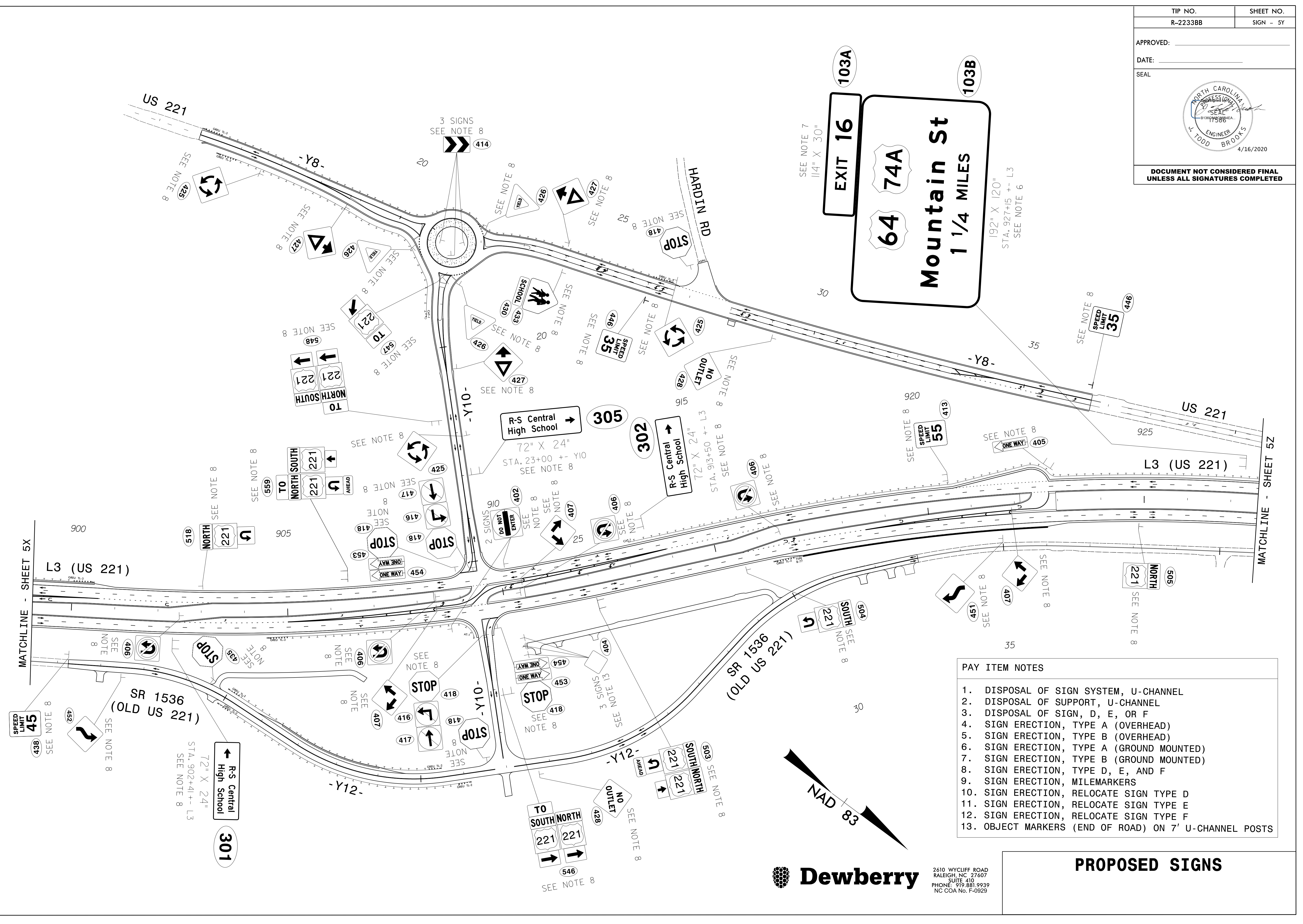
- PAY ITEM NOTES**
1. DISPOSAL OF SIGN SYSTEM, U-CHANNEL
 2. DISPOSAL OF SUPPORT, U-CHANNEL
 3. DISPOSAL OF SIGN, D, E, OR F
 4. SIGN ERECTION, TYPE A (OVERHEAD)
 5. SIGN ERECTION, TYPE B (OVERHEAD)
 6. SIGN ERECTION, TYPE A (GROUND MOUNTED)
 7. SIGN ERECTION, TYPE B (GROUND MOUNTED)
 8. SIGN ERECTION, TYPE D, E, AND F
 9. SIGN ERECTION, MILEMARKERS
 10. SIGN ERECTION, RELOCATE SIGN TYPE D
 11. SIGN ERECTION, RELOCATE SIGN TYPE E
 12. SIGN ERECTION, RELOCATE SIGN TYPE F
 13. OBJECT MARKERS (END OF ROAD) ON 7' U-CHANNEL POSTS



4/16/2020 2:23:37 PM
 C:\Users\j2233bb\Documents\2233BB-SIGN-5X.dgn
 USER: j2233bb

PROPOSED SIGNS

TIP NO. R-2233BB	SHEET NO. SIGN - 5Y
APPROVED: _____	
DATE: _____	
SEAL	
	
4/16/2020	
DOCUMENT NOT CONSIDERED FINAL UNLESS ALL SIGNATURES COMPLETED	



- PAY ITEM NOTES**
1. DISPOSAL OF SIGN SYSTEM, U-CHANNEL
 2. DISPOSAL OF SUPPORT, U-CHANNEL
 3. DISPOSAL OF SIGN, D, E, OR F
 4. SIGN ERECTION, TYPE A (OVERHEAD)
 5. SIGN ERECTION, TYPE B (OVERHEAD)
 6. SIGN ERECTION, TYPE A (GROUND MOUNTED)
 7. SIGN ERECTION, TYPE B (GROUND MOUNTED)
 8. SIGN ERECTION, TYPE D, E, AND F
 9. SIGN ERECTION, MILEMARKERS
 10. SIGN ERECTION, RELOCATE SIGN TYPE D
 11. SIGN ERECTION, RELOCATE SIGN TYPE E
 12. SIGN ERECTION, RELOCATE SIGN TYPE F
 13. OBJECT MARKERS (END OF ROAD) ON 7' U-CHANNEL POSTS

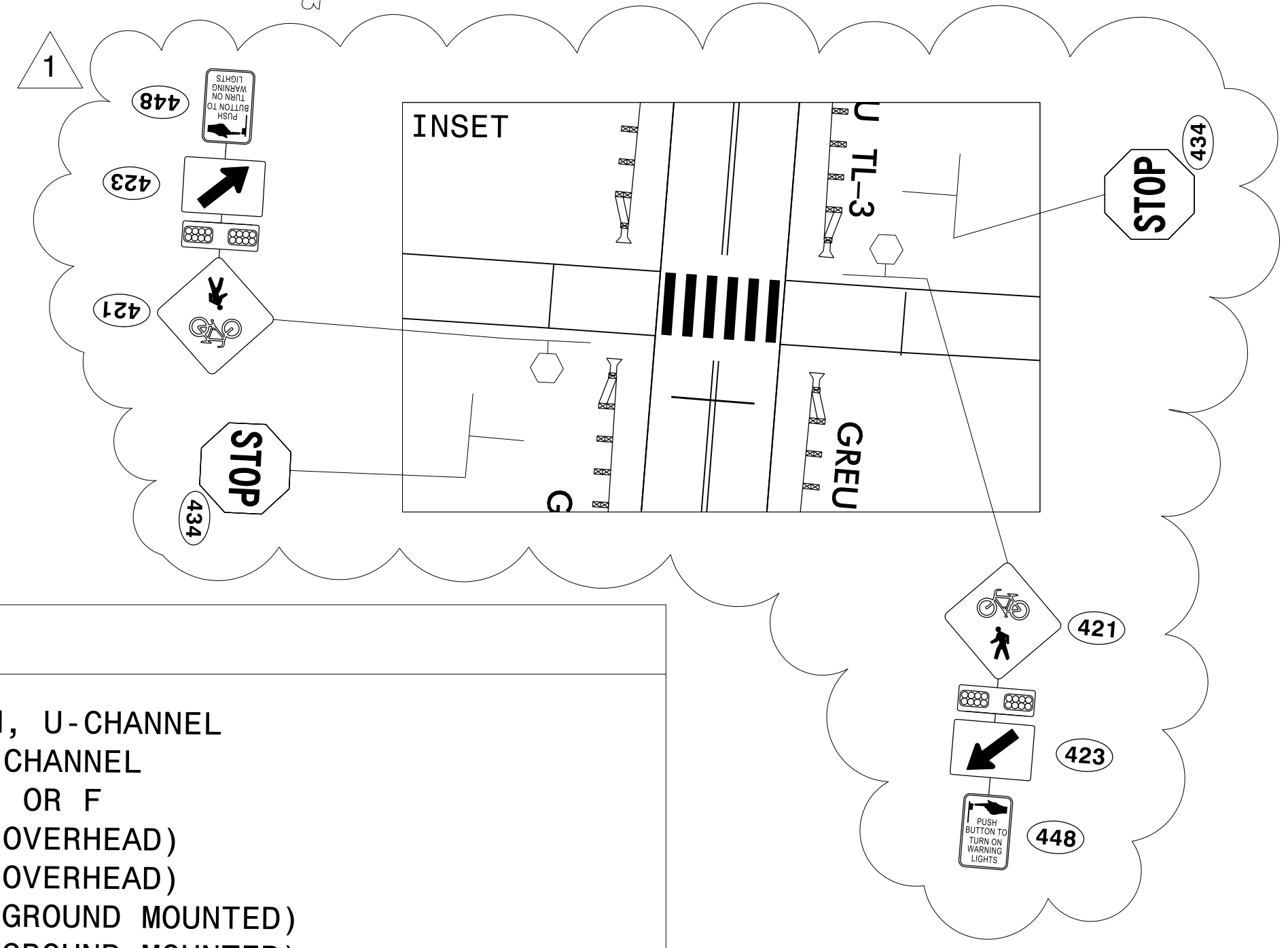
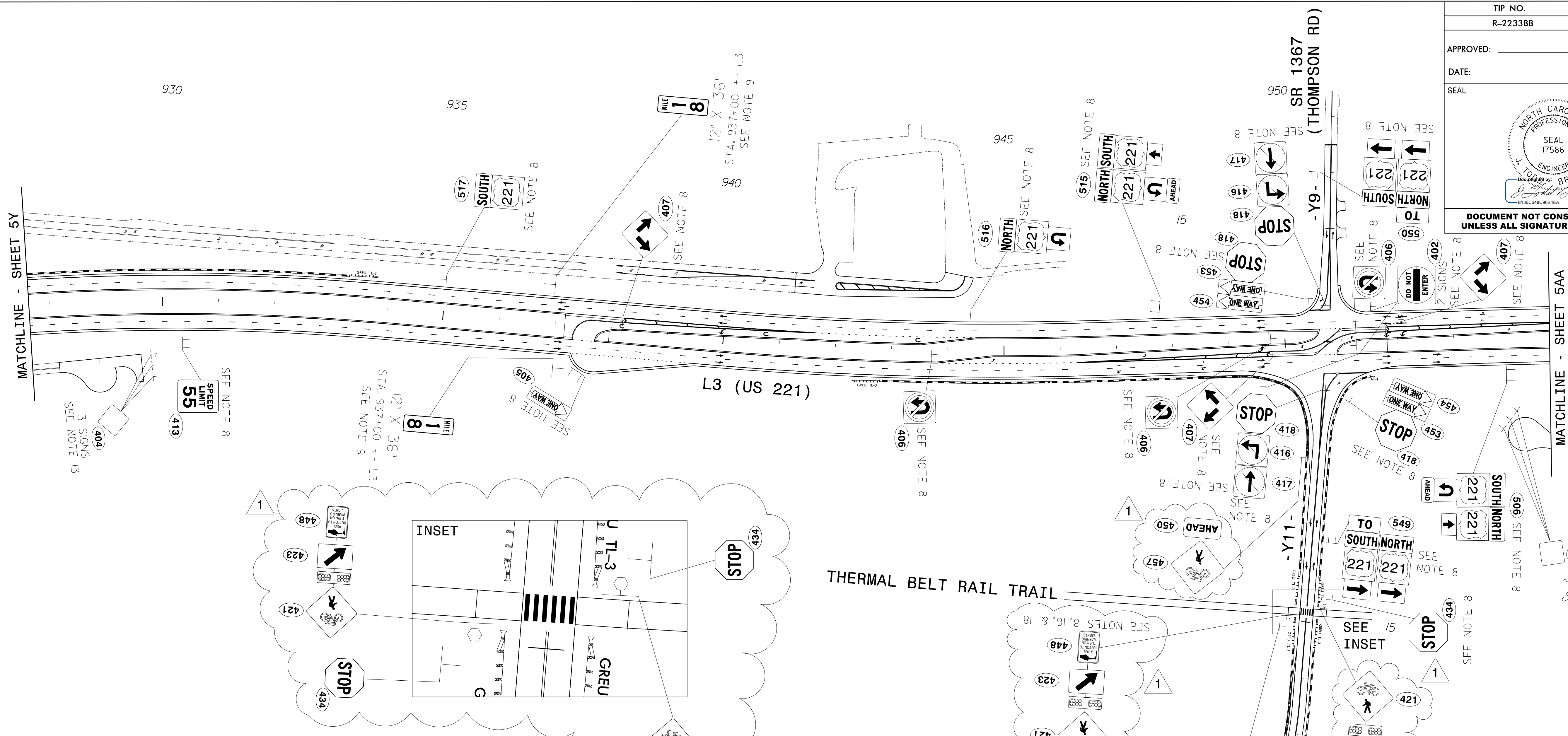
PROPOSED SIGNS



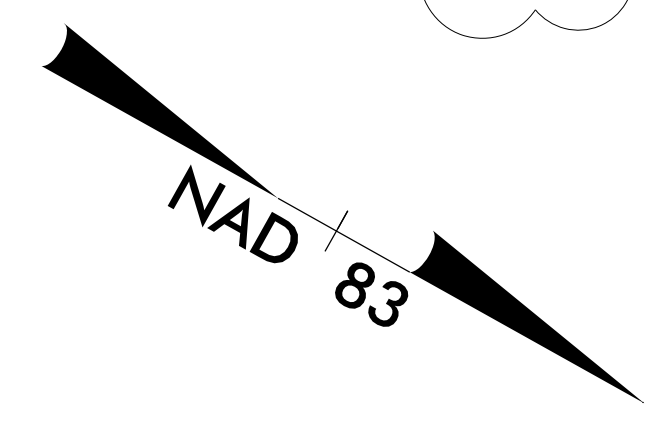
2410 WYCLIFF ROAD
 RALEIGH, NC 27607
 SUITE 410
 PHONE: 919.881.9939
 NC COA No. F-0929

16 APR 2020 14:23
 \P\AVENROCK\AT\PC00130
 obshears
 R-2233BB\Traffic\Signing\Plans\R2233BB-SIGN-5Y.dgn

TIP NO. R-2233BB	SHEET NO. SIGN - 5Z
APPROVED: _____	
DATE: _____	
SEAL	
DOCUMENT NOT CONSIDERED FINAL UNLESS ALL SIGNATURES COMPLETED	



- PAY ITEM NOTES**
- DISPOSAL OF SIGN SYSTEM, U-CHANNEL
 - DISPOSAL OF SUPPORT, U-CHANNEL
 - DISPOSAL OF SIGN, D, E, OR F
 - SIGN ERECTION, TYPE A (OVERHEAD)
 - SIGN ERECTION, TYPE B (OVERHEAD)
 - SIGN ERECTION, TYPE A (GROUND MOUNTED)
 - SIGN ERECTION, TYPE B (GROUND MOUNTED)
 - SIGN ERECTION, TYPE D, E, AND F
 - SIGN ERECTION, MILEMARKERS
 - SIGN ERECTION, RELOCATE SIGN TYPE D
 - SIGN ERECTION, RELOCATE SIGN TYPE E
 - SIGN ERECTION, RELOCATE SIGN TYPE F
 - OBJECT MARKERS (END OF ROAD) ON 7' U-CHANNEL POSTS
 - SIGN ERECTION, BARRIER MOUNTED MILEMARKERS
 - DISPOSAL OF FLASHER SYSTEM
 - INSTALL RRFB ASSEMBLY - SEE PROJECT SPECIAL PROVISIONS
 - INSTALL ADVANCE WARNING FLASHING BEACON ASSEMBLY - SEE PROJECT SPECIAL PROVISIONS
 - MOUNT SIGNS AND RRFB ASSEMBLY ON TYPE II PEDESTAL WITH TYPE III FOUNDATION
 - MOUNT SIGNS AND ADVANCE WARNING FLASHING BEACON ASSEMBLY ON TYPE II PEDESTAL WITH TYPE III FOUNDATION




1 05/02/2022 ADDED RRFB'S AND ADVANCE WARNING FLASHING BEACONS JTB

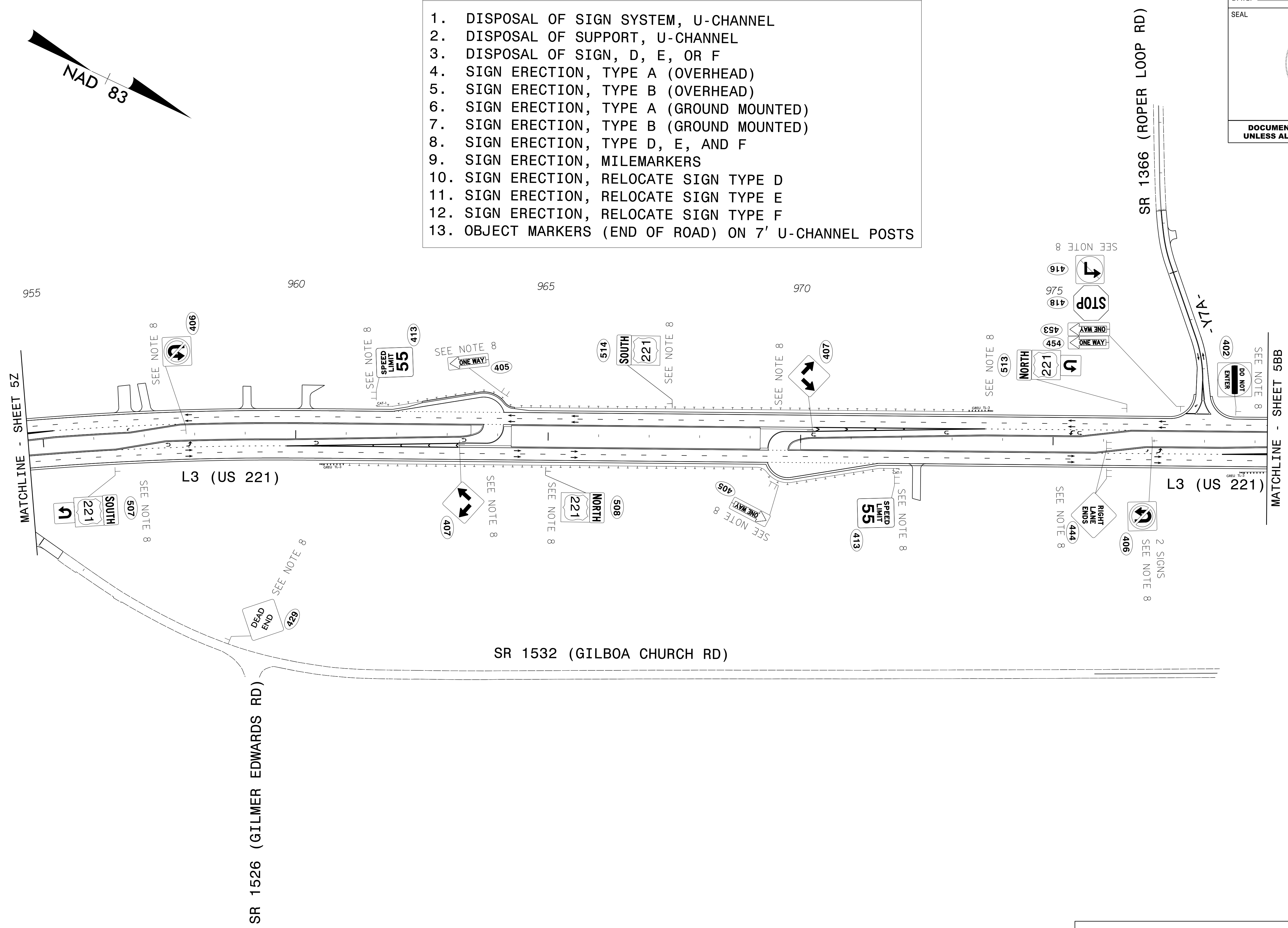
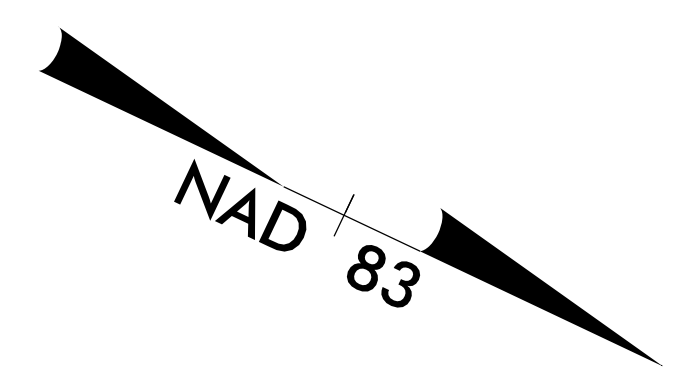
PROPOSED SIGNS

2610 WYCLIFF ROAD
RALEIGH, NC 27607
SUITE 410
PHONE: 919.981.9939
NC COA No. F-0929

02-MAY-2022 16:55 C:\w\1\2233BB\Traffic\Signing\Plans\2233BB-SIGN-5Z.dgn
 1:50075420 CAP:R00K5AV4
 abshears AT R00K5AV4

TIP NO. R-2233BB	SHEET NO. SIGN - 5AA
APPROVED: _____	
DATE: _____	
SEAL	
	
DOCUMENT NOT CONSIDERED FINAL UNLESS ALL SIGNATURES COMPLETED	


- PAY ITEM NOTES**
1. DISPOSAL OF SIGN SYSTEM, U-CHANNEL
 2. DISPOSAL OF SUPPORT, U-CHANNEL
 3. DISPOSAL OF SIGN, D, E, OR F
 4. SIGN ERECTION, TYPE A (OVERHEAD)
 5. SIGN ERECTION, TYPE B (OVERHEAD)
 6. SIGN ERECTION, TYPE A (GROUND MOUNTED)
 7. SIGN ERECTION, TYPE B (GROUND MOUNTED)
 8. SIGN ERECTION, TYPE D, E, AND F
 9. SIGN ERECTION, MILEMARKERS
 10. SIGN ERECTION, RELOCATE SIGN TYPE D
 11. SIGN ERECTION, RELOCATE SIGN TYPE E
 12. SIGN ERECTION, RELOCATE SIGN TYPE F
 13. OBJECT MARKERS (END OF ROAD) ON 7' U-CHANNEL POSTS



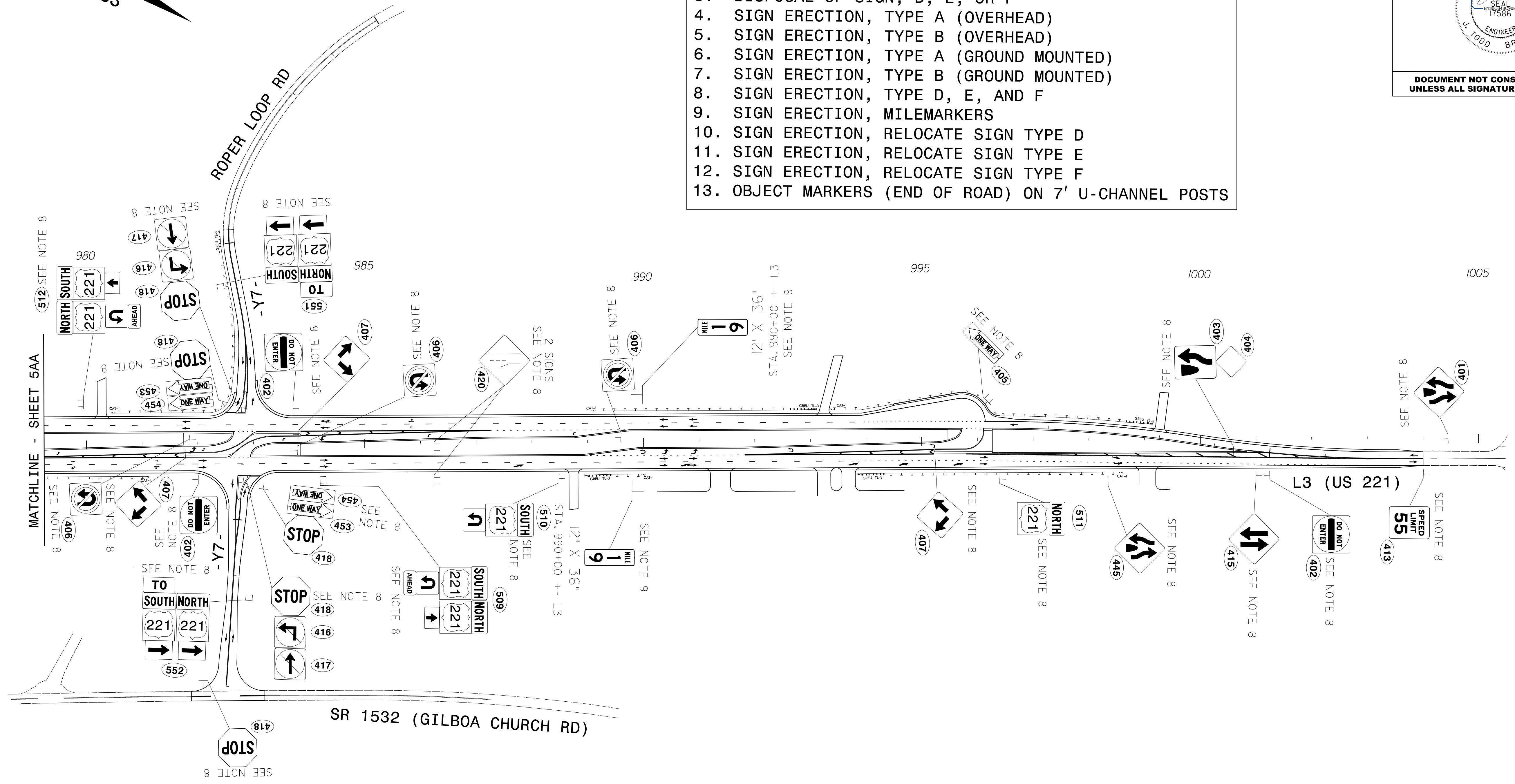
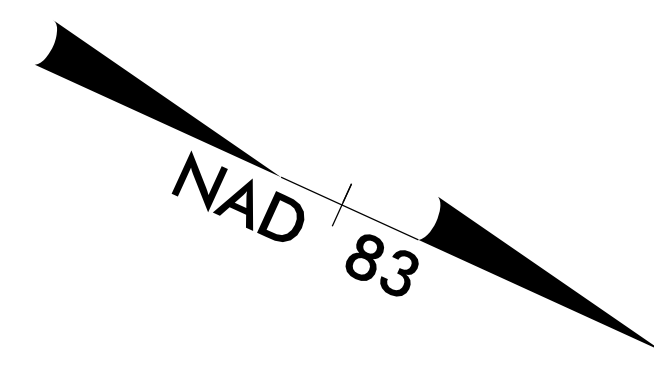
16 APR 2020 14:23
 \P\Projects\50075420\CAD\Civil\Traffic\Signing\Plans\R2233BB\Traffic\Signing\SIGN-5AA.dgn
 abeshears AT PLOUA 3U
 \P\Projects\50075420\CAD\Civil\Traffic\Signing\Plans\R2233BB\Traffic\Signing\SIGN-5AA.dgn



PROPOSED SIGNS

TIP NO. R-2233BB	SHEET NO. SIGN - 5BB
APPROVED: _____	
DATE: _____	
SEAL	
	
DOCUMENT NOT CONSIDERED FINAL UNLESS ALL SIGNATURES COMPLETED	

- PAY ITEM NOTES**
1. DISPOSAL OF SIGN SYSTEM, U-CHANNEL
 2. DISPOSAL OF SUPPORT, U-CHANNEL
 3. DISPOSAL OF SIGN, D, E, OR F
 4. SIGN ERECTION, TYPE A (OVERHEAD)
 5. SIGN ERECTION, TYPE B (OVERHEAD)
 6. SIGN ERECTION, TYPE A (GROUND MOUNTED)
 7. SIGN ERECTION, TYPE B (GROUND MOUNTED)
 8. SIGN ERECTION, TYPE D, E, AND F
 9. SIGN ERECTION, MILEMARKERS
 10. SIGN ERECTION, RELOCATE SIGN TYPE D
 11. SIGN ERECTION, RELOCATE SIGN TYPE E
 12. SIGN ERECTION, RELOCATE SIGN TYPE F
 13. OBJECT MARKERS (END OF ROAD) ON 7' U-CHANNEL POSTS



16 APR 2020 14:23
 \P\AVENUE\ROCK AT PLOUA\3U
 obshears
 R-2233BB\Traffic\Signing\Plans\R2233BB-SIGN-5BB.dgn

PROPOSED SIGNS