


GEOTECHNICAL ENGINEER

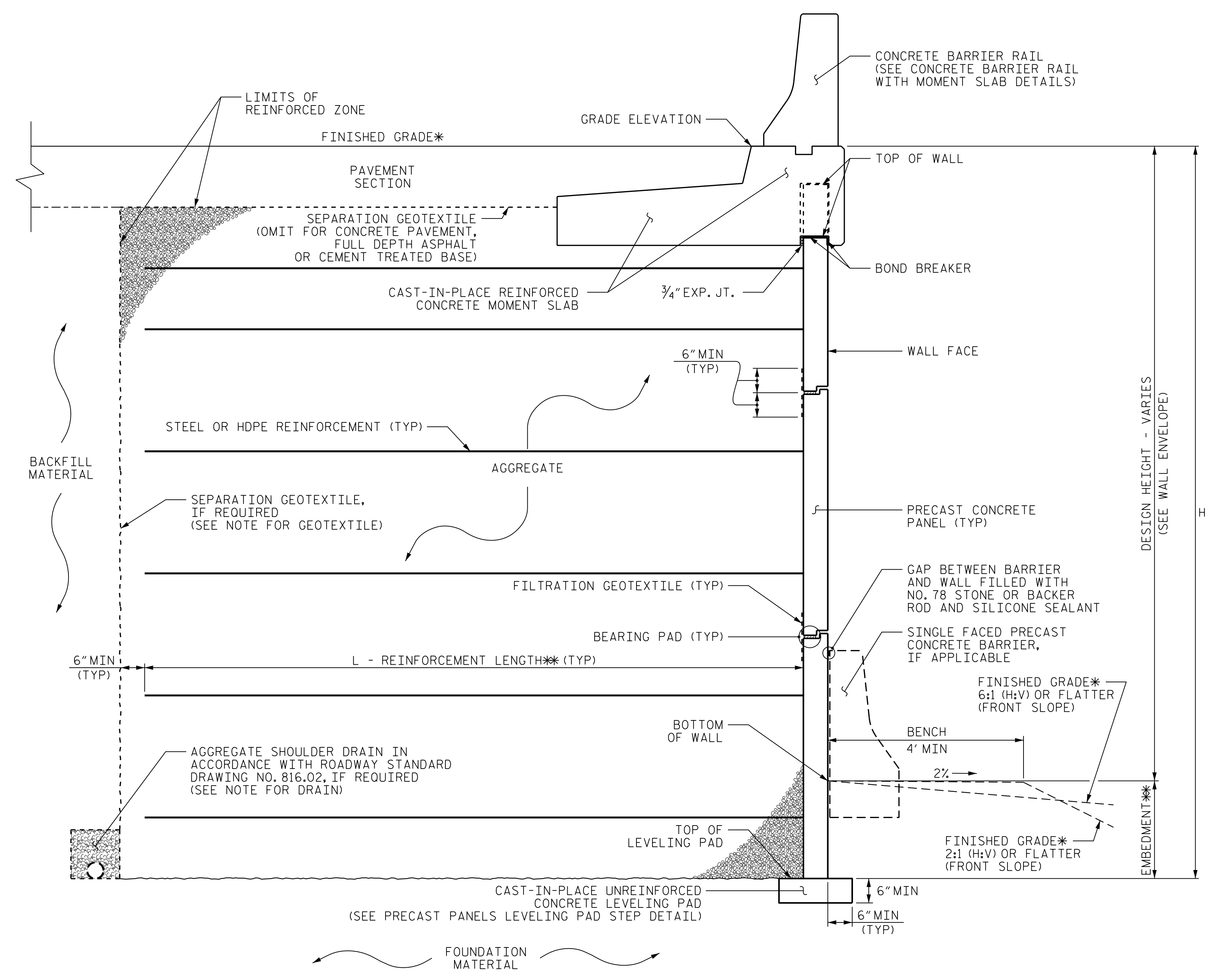


ENGINEER

DocuSigned by:
Shane C. Clark 4/16/2020

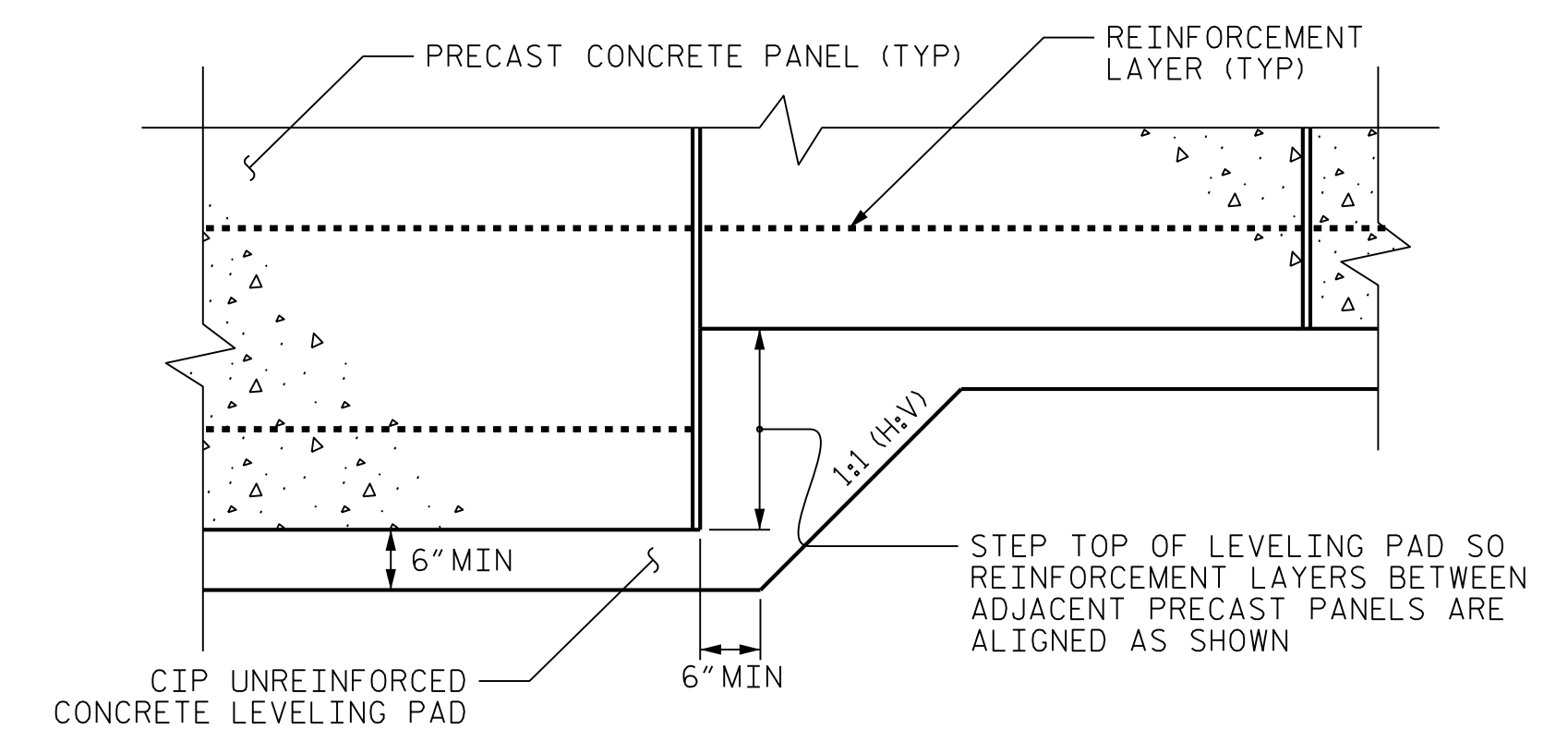
DATE: 4/16/2020 SIGNATURE: DATE:

**DOCUMENT NOT CONSIDERED FINAL
UNLESS ALL SIGNATURES COMPLETED**




MSE WALL WITH PRECAST PANELS - TYPICAL SECTION

*SEE ROADWAY PLANS FOR FINISHED GRADE DETAILS.
**SEE MSE RETAINING WALLS PROVISION AND IF APPLICABLE, MSE WALL NOTES FOR EMBEDMENT AND REINFORCEMENT LENGTH REQUIREMENTS.



**PRECAST PANELS
LEVELING PAD STEP DETAIL**

PREPARED BY: SCC	DATE: 4/9/20
REVIEWED BY: ENW	DATE: 4/9/20



**NORTH CAROLINA
DEPARTMENT OF TRANSPORTATION
DIVISION OF HIGHWAYS**

**GEOTECHNICAL
ENGINEERING UNIT**

PROJECT NO.: 34400 (R-2233BB)
RUTHERFORD COUNTY
STATION: 26+60.00 -Y6- to 13+14.09 -DR4-
SHEET 3 OF 6

MECHANICALLY STABILIZED EARTH (MSE) RETAINING WALL NO. 6 TYPICAL SECTION					
REVISIONS					
NO.	BY	DATE	NO.	BY	DATE
1	-	-	3	-	-
2	-	-	4	-	-

SHEET NO. W-8