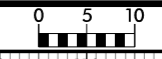
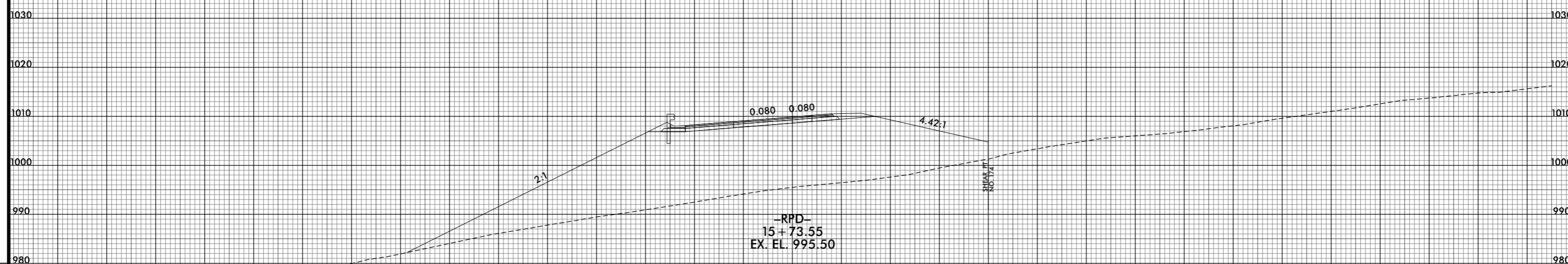
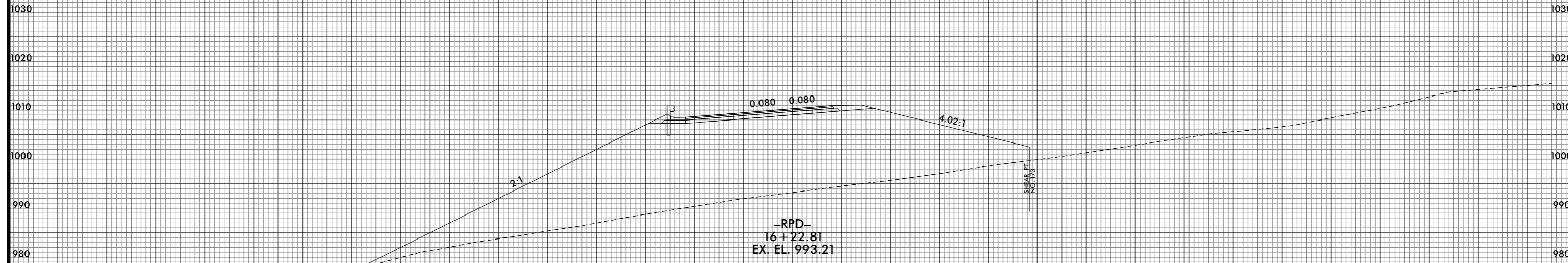


8/23/99



PROJ. REFERENCE NO.	SHEET NO.
R-2233BB	X-278

150 140 130 120 110 100 90 80 70 60 50 40 30 20 10 0 10 20 30 40 50 60 70 80 90 100 110 120 130 140 150



-RPD-

150 140 130 120 110 100 90 80 70 60 50 40 30 20 10 0 10 20 30 40 50 60 70 80 90 100 110 120 130 140 150

CONSTRUCTION REV. - APRIL 29, 2022 - Updated cross sections to show SBG along ramp -RPD- as shown in plans (BSL)

REVISIONS

invalid expression  
i:\R2233BB.RDY\_XPL\_RPD.dgn  
USER: model\jume