

8/23/99

250

240

230

220

210

200

190

180

170

160

150

140

130

120

110

100

90

80

70

60

50

40

30

20

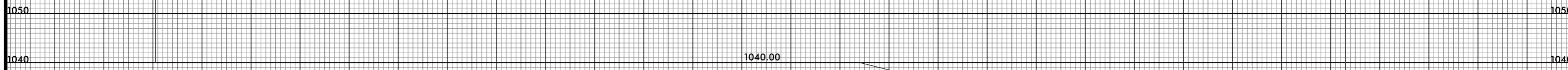


10

0



PROJ. REFERENCE NO.	SHEET NO.
R-2233BB	X-274

PROJ. REFERENCE NO.	SHEET NO.
R-2233BB	X-274



1023.82  
 0.080 0.080  
 SHEAR PT. NO. 64  
 -LPC-  
 17+54.57  
 EX. EL. 1083.88

1023.38  
 0.080 0.080  
 SHEAR PT. NO. 63  
 -LPC-  
 17+06.93  
 EX. EL. 1093.30

-LPC-

8/10/2021 2:57:16 PM  
 I:\R2233BB.RDY.XPL\_LPC.dgn  
 USER: ds tomer

250

240

230

220

210

200

190

180

170

160

150

140

130

120

110

100

90

80

70

60

50

40

30

20

10

0



PROJ. REFERENCE NO.	SHEET NO.
R-2233BB	X-274

PROJ. REFERENCE NO.	SHEET NO.
R-2233BB	X-274