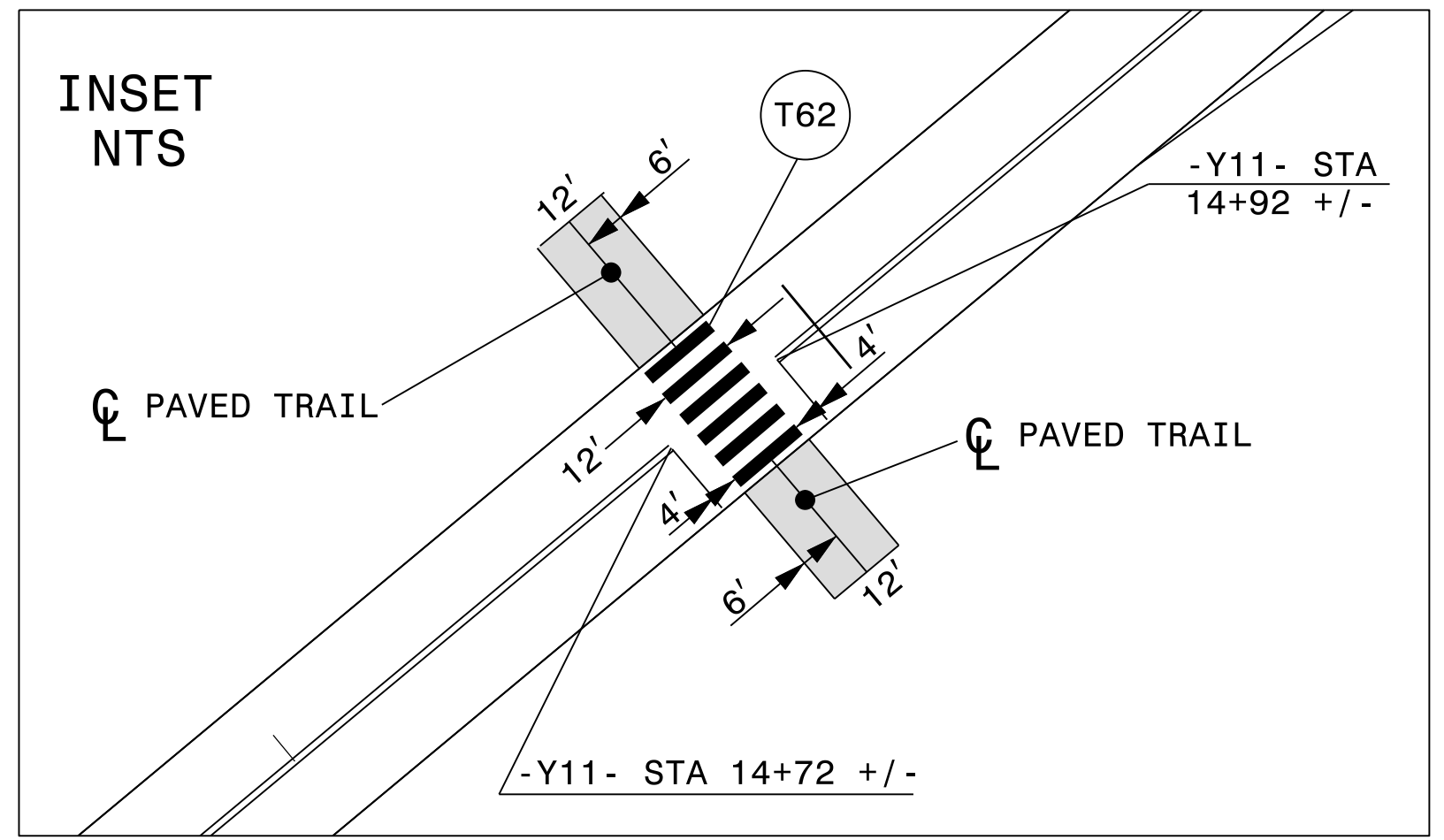




TIP NO. R-2233BB	SHEET NO. PMP-36
APPROVED: _____	
DATE: _____	
SEAL	
DOCUMENT NOT CONSIDERED FINAL UNLESS ALL SIGNATURES COMPLETED	



20



25



### PAVEMENT MARKING SCHEDULE

#### PAVEMENT MARKING LINES

- |  |                           |                              |
|--|---------------------------|------------------------------|
|  | WHITE CROSSWALK LINE      | THERMOPLASTIC (24", 90 mils) |
|  | WHITE EDGELINE            | POLYUREA (4", 20 mils)       |
|  | YELLOW DOUBLE CENTER LINE | POLYUREA (4", 20 mils)       |

#### PAVEMENT MARKERS

- |  |                   |                        |
|--|-------------------|------------------------|
|  | YELLOW AND YELLOW | PERMANENT SNOWPLOWABLE |
|--|-------------------|------------------------|

SEE INSET THIS SHEET FOR CROSSWALK LABELS



2610 WYCLIFF ROAD  
 SUITE 410  
 RALEIGH, NC 27607  
 PHONE: 919-881-9939  
 NC COA No. F-0929

## PAVEMENT MARKING DETAIL

I6-APP-2020\_1042  
 P:\50075420\CAD\CIVIL\N-2233BB\Tr of fig\PMP\Plans\R2233BB\_PMP\_PMP\_36.dgn  
 AT PC0036KJ