




PAVEMENT SCHEDULE (FINAL)

ITEM	DESCRIPTION	ITEM	DESCRIPTION	ITEM	DESCRIPTION	ITEM	DESCRIPTION	ITEM	DESCRIPTION	ITEM	DESCRIPTION	ITEM	DESCRIPTION	ITEM	DESCRIPTION				
(A1)	7" CONCRETE	(C4)	3" S9.5C	(D3)	VAR DEPTH I19.0C	(E4)	5" B25.0C	(K1)	CHEMICAL STABILIZATION: 7" SOIL-CEMENT BASE OR 8" LIME-TREATED SOIL	(R1)	2'-6" CONCRETE CURB & GUTTER	(R5)	8"x12" CONCRETE CURB	(U)	EXIST. PAVEMENT				
(C1)	1.5" S9.5B	(C5)	VAR DEPTH S9.5C	(E1)	3" B25.0C	(E5)	VAR DEPTH B25.0C	(K2)	8" CLASS IV SUBGRADE STABILIZATION	(R2)	SHOULDER BERM GUTTER	(R6)	CONCRETE EXPRESSWAY GUTTER	(Z)	MILLED RUMBLE STRIP				
(C2)	3" S9.5B	(D1)	2.5" I19.0C	(E2)	4" B25.0C	(J1)	6" ABC	(N1)	GEOTEXTILE FOR SOIL STABILIZATION	(R3)	5" CONC. ISLAND	(S)	4" CONC. SIDEWALK	(V1)	(V2)	(V3)	(V4)	PAVEMENT MILLING	
(C3)	VAR DEPTH S9.5B	(D2)	4" I19.0C	(E3)	4.5" B25.0C	(J2)	8" ABC	(N2)	GEOTEXTILE FOR PAVEMENT STABILIZATION	(P)	PRIME COAT	(R4)	2' MODIFIED VALLEY GUTTER	(T)	EARTH	(W1)	(W2)	(W3)	VARIABLE DEPTH PAVEMENT WEDGING

ROADWAY DESIGN ENGINEER 	PAVEMENT DESIGN ENGINEER 
--	---

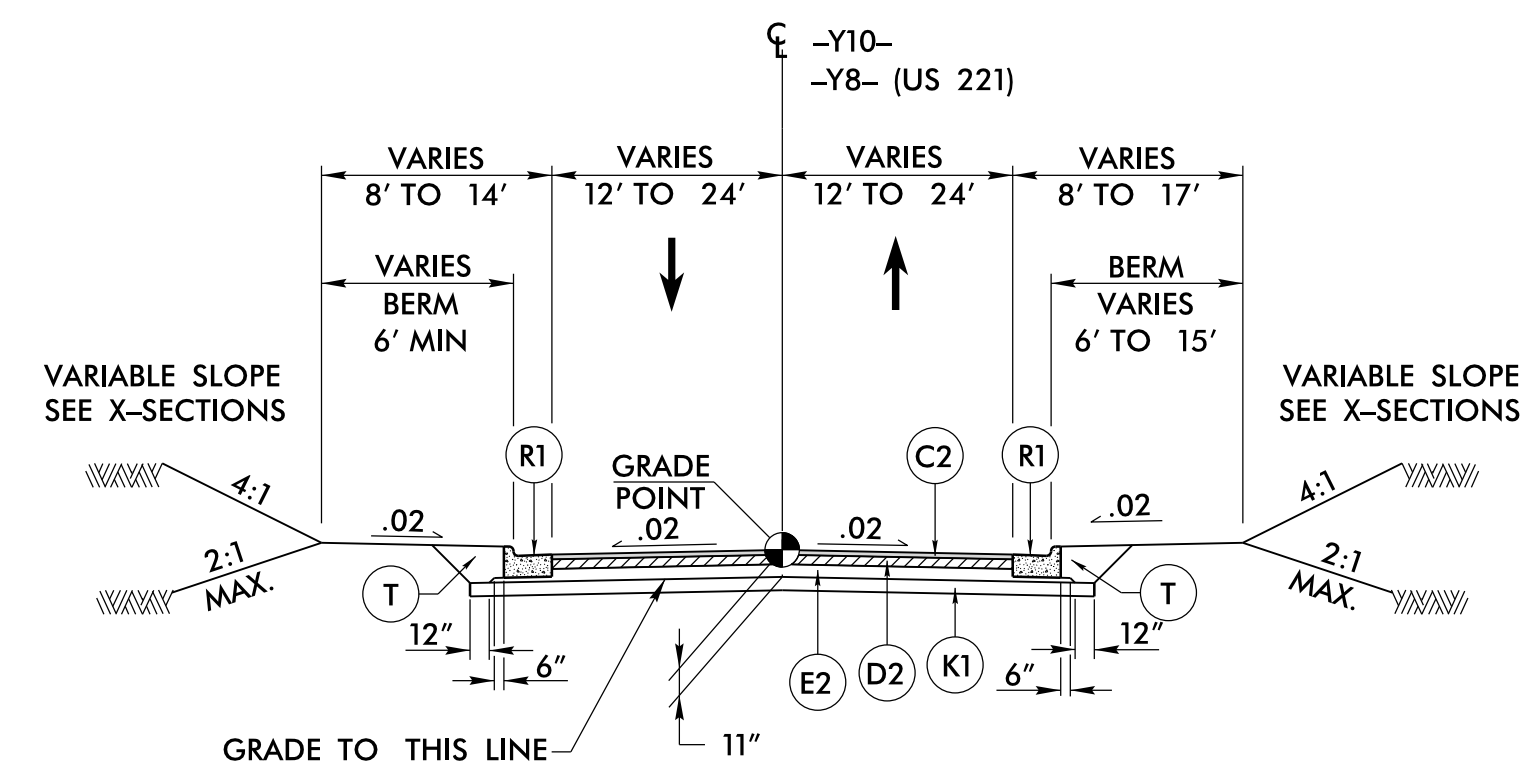
8/25/2021

**DOCUMENT NOT CONSIDERED FINAL
UNLESS ALL SIGNATURES COMPLETED**

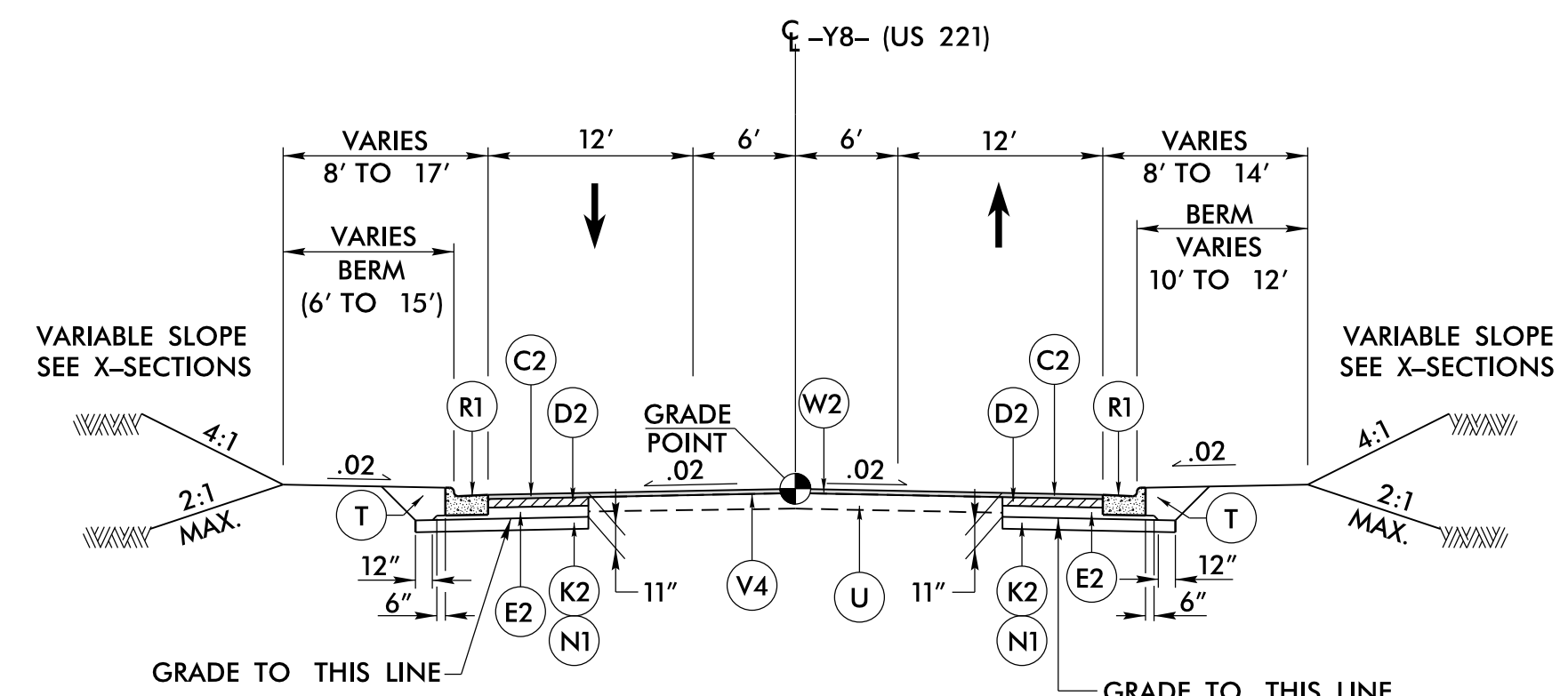
 **Dewberry**

2410 WYCLIFF ROAD
SUITE 410
RALEIGH, NC 27607
PHONE: 919.881.9959
NC CCA No. F-0928

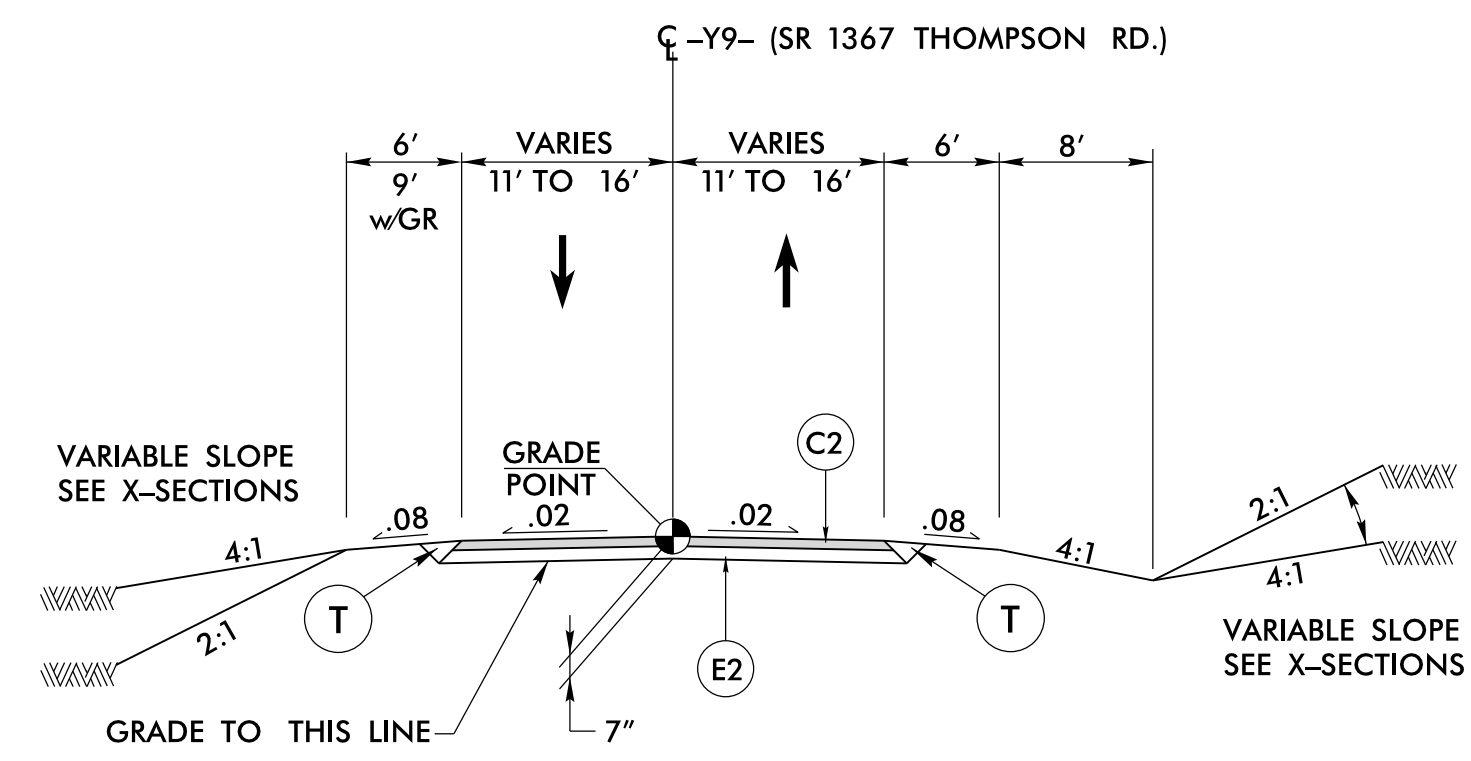
NC DEPARTMENT OF TRANSPORTATION
PAVEMENT MANAGEMENT UNIT
1593 MAIL SERVICE CENTER
RALEIGH, NC 27699-1393



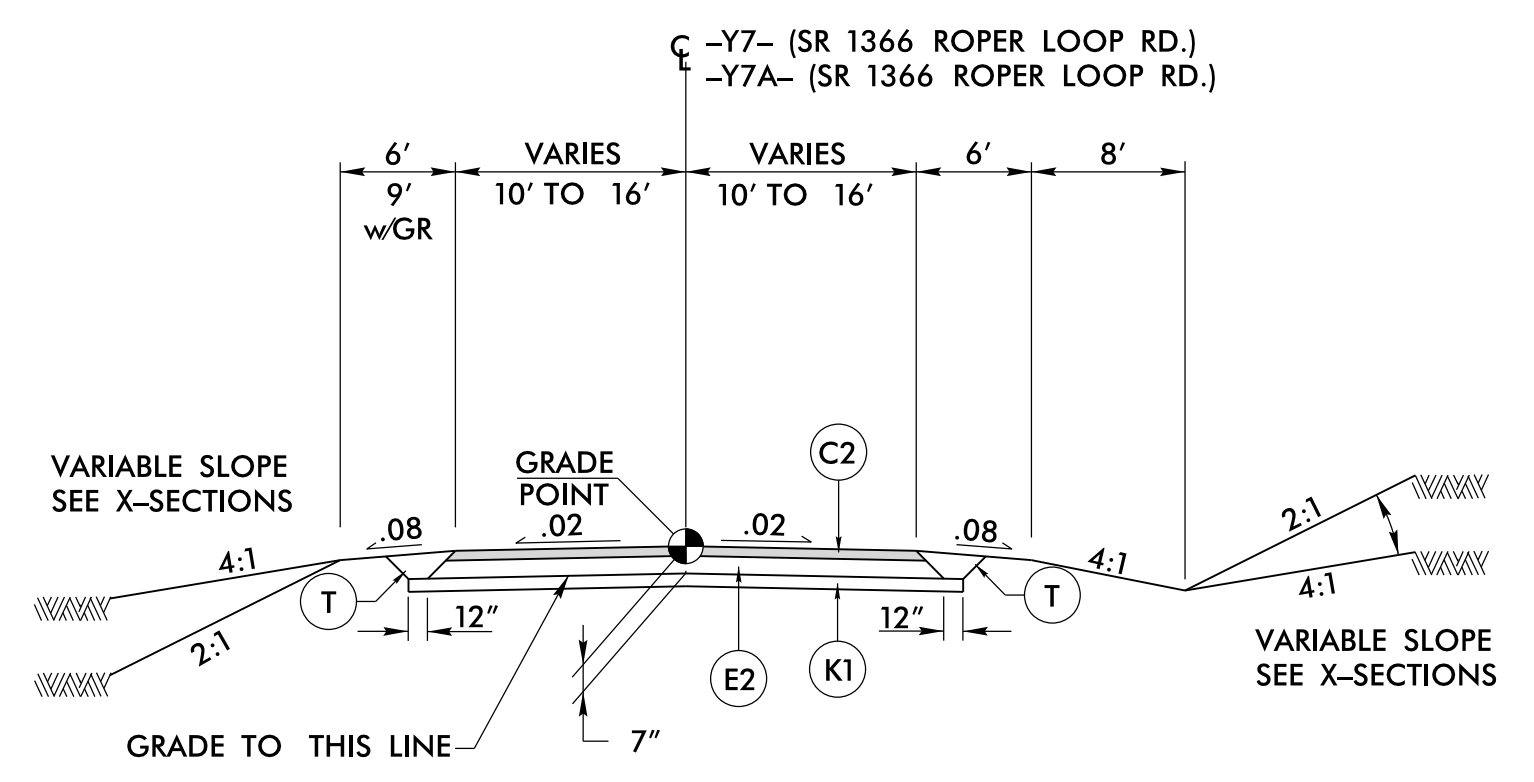
TYPICAL SECTION NO. 19
 -Y8- 15+00.00 TO -Y8- 20+57.13
 -Y10- 18+30.59 TO -Y10- 20+58.16



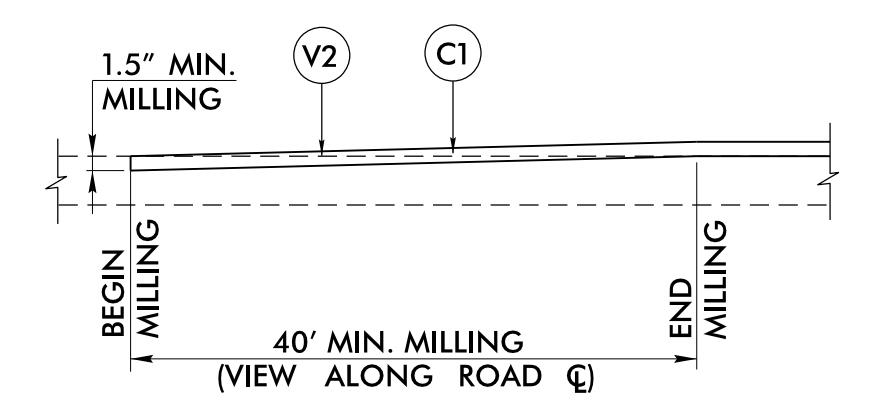
TYPICAL SECTION NO. 19A
 -Y8- 22+07.13 TO -Y8- 36+60.00



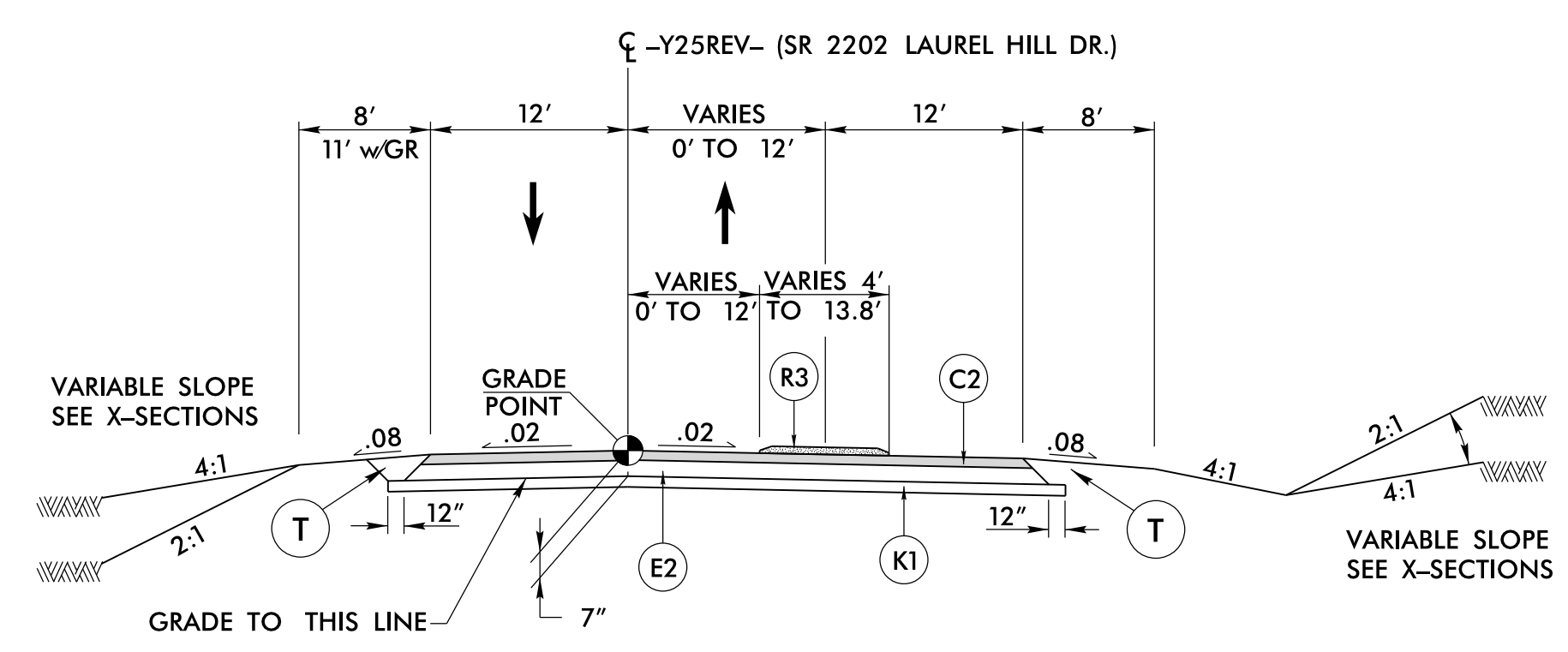
TYPICAL SECTION NO. 20
 -Y9- 13+50.00 TO -Y9- 16+53.96



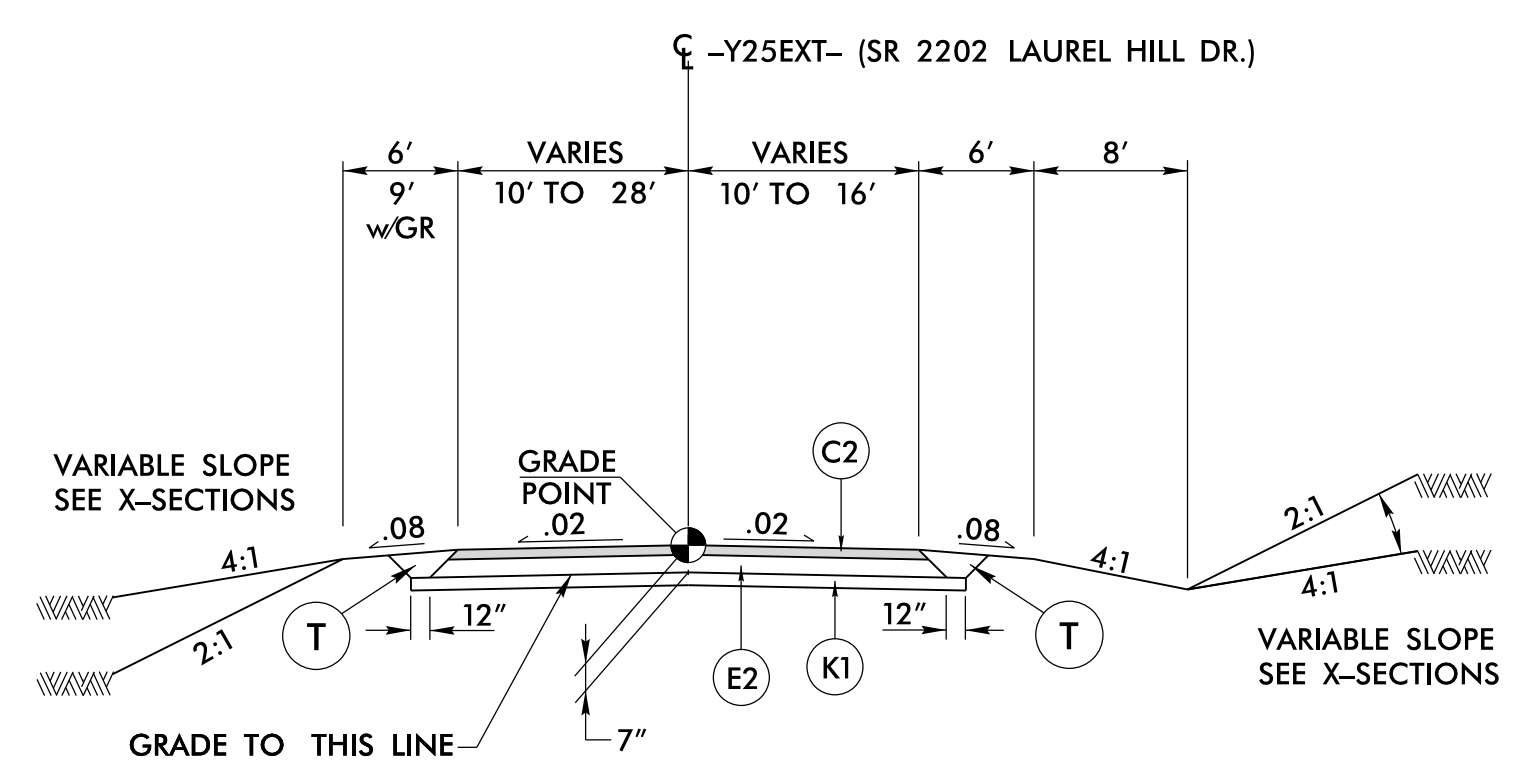
TYPICAL SECTION NO. 21
 -Y7- 14+75.00 TO -Y7- 23+08.78
 -Y7A- 13+75.00 TO -Y7A- 17+98.84



INCIDENTAL MILLING DETAIL - V2
 USE IN CONJUNCTION WITH ALL -Y- LINE TIE-INS
 -Y7- 14+75.00 TO -Y7- 15+15.00
 -Y7A- 13+75.00 TO -Y7A- 14+15.00
 -Y8- 15+00.00 TO -Y8- 15+40.00
 -Y8- 36+20.00 TO -Y8- 36+60.00
 -Y9- 13+50.00 TO -Y9- 13+90.00
 -Y25EXT- 13+00.00 TO -Y25EXT- 13+55.00



TYPICAL SECTION NO. 22
 -Y25REV- 17+50.00 TO -Y25REV- 33+28.28



TYPICAL SECTION NO. 23
 -Y25EXT- 10+12.00 TO -Y25EXT- 13+00.00

8/10/2021 3:25:56 PM
 R:\2233BB\RDY_TYP_2A-7.DGN
 11:56:56 AM