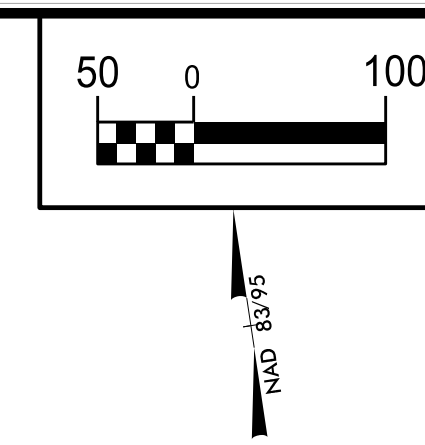


5/14/2022



PROJECT REFERENCE NO.	SHEET NO.
U-2579AB	UC-14
DESIGNED BY: DMP	
DRAWN BY: DMP	
CHECKED BY: DMP	
APPROVED BY:	
REVISED:	
NORTH CAROLINA DEPARTMENT OF TRANSPORTATION	
UTILITIES ENGINEERING SEC. PHONE: (919) 707-6690 FAX: (919) 250-4151	
UTILITY CONSTRUCTION PLANS ONLY	

THE ESTIMATED QUANTITY OF D.I. WATER PIPE FITTINGS ON THIS PLAN SHEET IS 895 POUNDS. THE ACTUAL QUANTITY AND TYPE OF FITTINGS WILL VARY BASED ON FIELD CONDITIONS.

A TOTAL OF 111 WATER METERS ARE SHOWN TO BE REMOVED ON THIS SHEET.

A TOTAL OF 12 FIRE HYDRANTS ARE SHOWN TO BE REMOVED ON THIS SHEET.

# UTILITY CONSTRUCTION

**DOCUMENT NOT CONSIDERED FINAL  
UNLESS ALL SIGNATURES COMPLETED**

REVISIONS



**-YISREV- (RELOCATED I-40 BYPASS)**

Sta. 69+22.62	Sta. 74+07.12	Sta. 78+92.20
OS = 0' 32' 07.7"	OS = 0' 32' 07.7"	OS = 0' 32' 07.7"
LS = 200.00'	LS = 200.00'	LS = 200.00'
LT = 133.33'	LT = 133.33'	LT = 133.33'
ST = 66.67'	ST = 66.67'	ST = 66.67'
INC = 100.00'	INC = 100.00'	INC = 100.00'

**-YISFLYAC- (FLYOVER)**

Sta. 17+80.65	Sta. 21+80.40	Sta. 54+77.32
OS = 4' 26' 43.3"	OS = 1' 52' 42.8"	OS = 82' 37' 38.4" (LT)
LS = 360.00'	LS = 240.00'	LS = 131.50'
LT = 240.00'	LT = 160.00'	LT = 52.786'
ST = 120.00'	ST = 80.00'	ST = 32.628'
INC = 60.00'	INC = 60.00'	INC = 60.00'

**-YISFLYBD- (FLYOVER)**

Sta. 75+77.52	Sta. 85+77.52	Sta. 95+95.95	Sta. 23+6.47
OS = 3' 02' 51.2"	OS = 3' 02' 51.2"	OS = 3' 02' 51.2"	OS = 12' 08' 28.2"
LS = 300.00'	LS = 300.00'	LS = 300.00'	LS = 480.00'
LT = 150.00'	LT = 150.00'	LT = 150.00'	LT = 320.00'
ST = 100.00'	ST = 100.00'	ST = 100.00'	ST = 160.00'
INC = 60.00'	INC = 60.00'	INC = 60.00'	INC = 60.00'

**-YISRPA- (RAMP)**

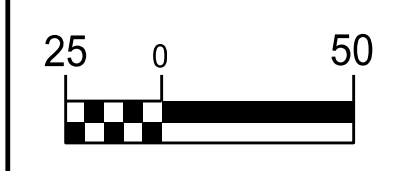
Sta. 10+97.14	Sta. 12+85.91	Sta. 24+55.37 (LT)	Sta. 27+30.01 (RT)
OS = 24' 55' 37.0" (LT)	OS = 27' 30.01" (RT)	OS = 19' 09' 54.9"	OS = 14.39'
LS = 300.00'	LS = 300.00'	LS = 300.00'	LS = 300.00'
LT = 150.00'	LT = 150.00'	LT = 150.00'	LT = 150.00'
ST = 100.00'	ST = 100.00'	ST = 100.00'	ST = 100.00'
INC = 60.00'	INC = 60.00'	INC = 60.00'	INC = 60.00'

UTILITY CONSTRUCTION PLANS PREPARED BY:  
**DAVIS • MARTIN • POWELL**  
 ENGINEERS & SURVEYORS   
 6415 OLD PLANK RD., HIGH POINT, NC 27265  
 PHONE: (336) 886-4821 FAX: (336) 886-4458  
 WWW.DMP-INC.COM LICENSE: F-0245

66  
67  
68  
69  
70  
71  
72  
73  
74  
75  
76  
77  
78  
79  
80  
81  
82  
83  
84  
85  
86  
87  
88  
89  
90  
91  
92  
93  
94  
95  
96  
97  
98  
99  
100

5/14/2023

NOTE:  
THIS SHEET IS A 1"=50' SCALE  
INSET OF THE UPPER LEFT  
PORTION OF SHEET UC-14, FOR  
CLARITY.



NAD 83/95

PROJECT REFERENCE NO.	SHEET NO.
U-2579AB	UC-14A
DESIGNED BY: DMP	
DRAWN BY: DMP	
CHECKED BY: DMP	
APPROVED BY:	
REVISED:	NORTH CAROLINA DEPARTMENT OF TRANSPORTATION
UTILITIES ENGINEERING SEC. PHONE: (919) 707-6690 FAX: (919) 250-4151	UTILITY CONSTRUCTION PLANS ONLY

# UTILITY CONSTRUCTION

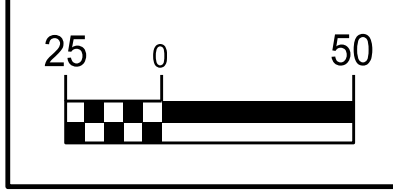
DOCUMENT NOT CONSIDERED FINAL  
UNLESS ALL SIGNATURES COMPLETED

REVISIONS



5/14/2023

NOTE:  
THIS SHEET IS A 1"=50' SCALE  
INSET OF THE UPPER RIGHT  
PORTION OF SHEET UC-14, FOR  
CLARITY.



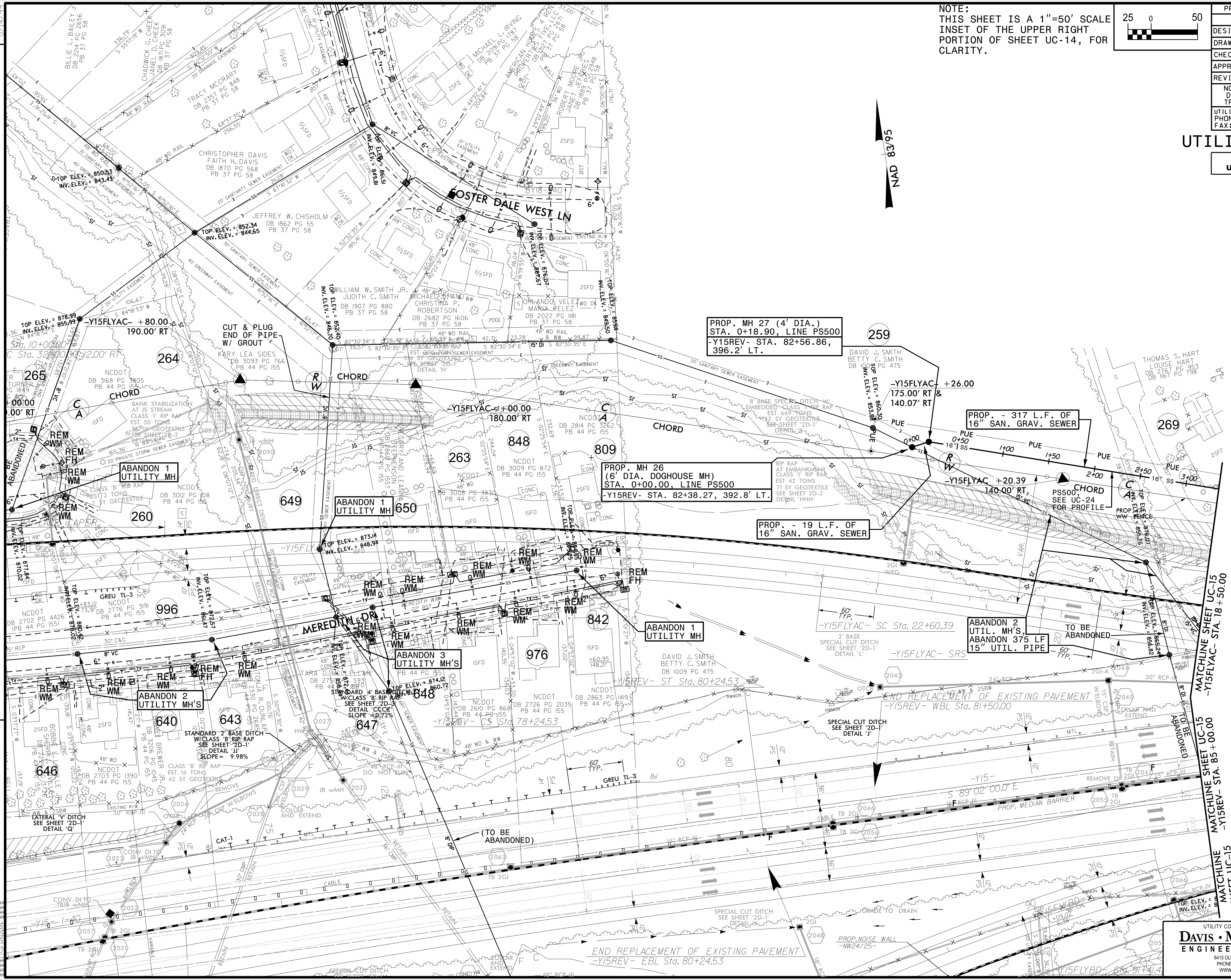
PROJECT REFERENCE NO.	SHEET NO.
U-2579AB	UC-14B
DESIGNED BY: DMP	
DRAWN BY: DMP	
CHECKED BY: DMP	
APPROVED BY:	
REVISED:	
NORTH CAROLINA DEPARTMENT OF TRANSPORTATION	7/13/2022
UTILITIES ENGINEERING SEC. PHONE: (919) 707-6690 FAX: (919) 250-4151	UTILITY CONSTRUCTION PLANS ONLY

### UTILITY CONSTRUCTION

DOCUMENT NOT CONSIDERED FINAL  
UNLESS ALL SIGNATURES COMPLETED

REVISIONS

NAD 83/95



PROP. MH 27 (4' DIA.)  
STA. 0+18.90, LINE PS500  
-Y15REV- STA. 82+56.86,  
396.2' LT.

PROP. MH 26  
(6' DIA. DOGHOUSE MH)  
STA. 0+00.00, LINE PS500  
-Y15REV- STA. 82+38.27, 392.8' LT.

PROP. - 317 L.F. OF  
16" SAN. GRAV. SEWER

PROP. - 19 L.F. OF  
16" SAN. GRAV. SEWER

ABANDON 1  
UTILITY MH 650

ABANDON 1  
UTILITY MH

ABANDON 2  
UTIL. MH'S  
ABANDON 375 LF  
15" UTIL. PIPE

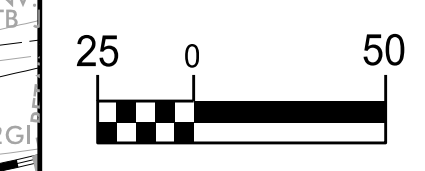
ABANDON 3  
UTILITY MH'S

ABANDON 2  
UTILITY MH'S

MATCHLINE SHEET UC-15  
-Y15FLYAC- STA. 78 + 50.00

MATCHLINE SHEET UC-15  
-Y15REV- STA. 85 + 00.00

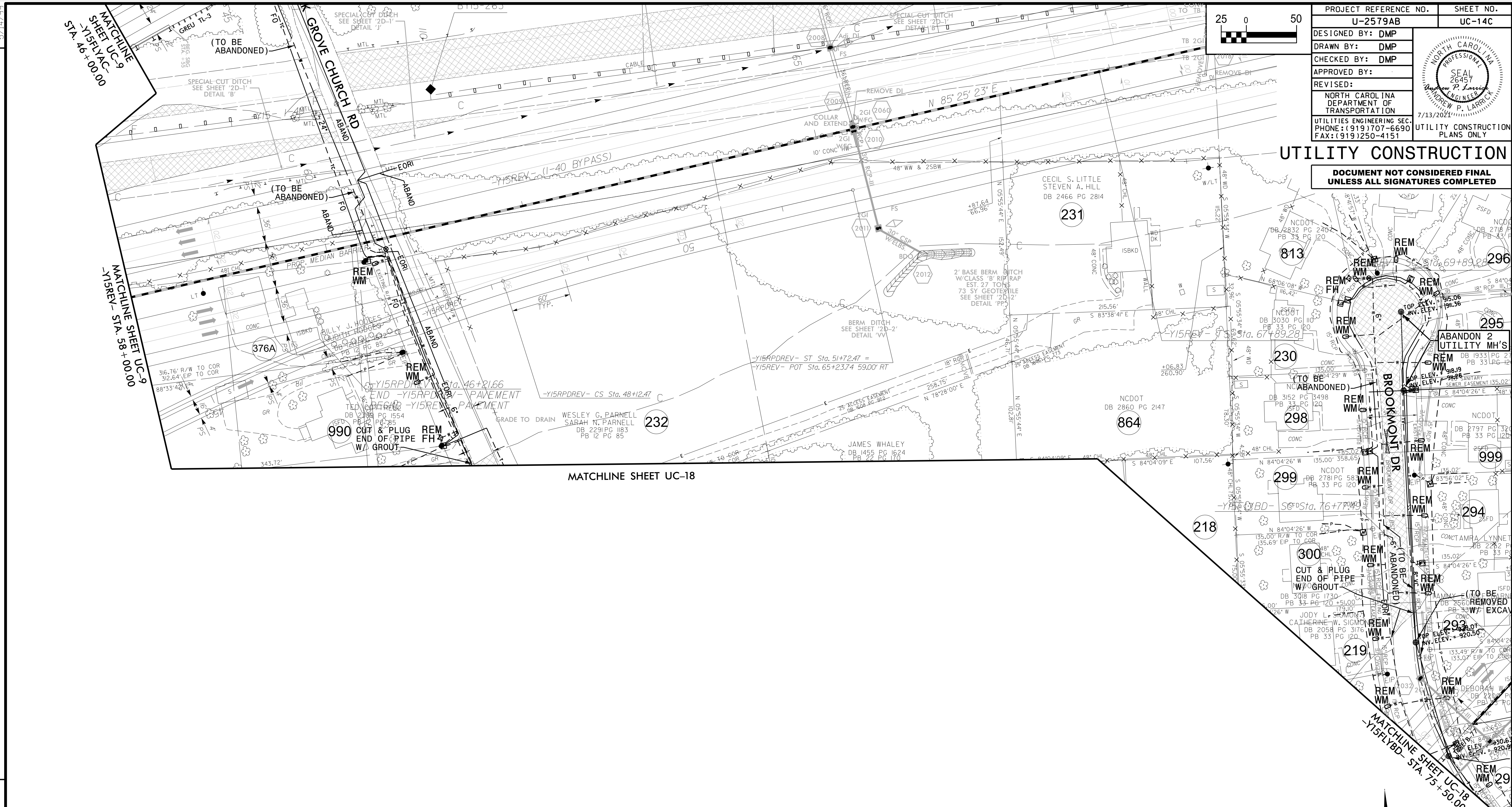
MATCHLINE  
SHEET UC-15  
-Y15FLYBD-  
STA. 92 + 04.15



PROJECT REFERENCE NO. U-2579AB	SHEET NO. UC-14C
DESIGNED BY: DMP	
DRAWN BY: DMP	
CHECKED BY: DMP	
APPROVED BY:	
REVISED:	
NORTH CAROLINA DEPARTMENT OF TRANSPORTATION	7/13/2021 ANDREW P. LARRICK
UTILITIES ENGINEERING SEC. PHONE: (919) 707-6690 FAX: (919) 250-4151	UTILITY CONSTRUCTION PLANS ONLY

### UTILITY CONSTRUCTION

**DOCUMENT NOT CONSIDERED FINAL  
UNLESS ALL SIGNATURES COMPLETED**



REVISIONS

1  
 2  
 3  
 4  
 5  
 6  
 7  
 8  
 9  
 10  
 11  
 12  
 13  
 14  
 15  
 16  
 17  
 18  
 19  
 20  
 21  
 22  
 23  
 24  
 25  
 26  
 27  
 28  
 29  
 30  
 31  
 32  
 33  
 34  
 35  
 36  
 37  
 38  
 39  
 40  
 41  
 42  
 43  
 44  
 45  
 46  
 47  
 48  
 49  
 50  
 51  
 52  
 53  
 54  
 55  
 56  
 57  
 58  
 59  
 60  
 61  
 62  
 63  
 64  
 65  
 66  
 67  
 68  
 69  
 70  
 71  
 72  
 73  
 74  
 75  
 76  
 77  
 78  
 79  
 80  
 81  
 82  
 83  
 84  
 85  
 86  
 87  
 88  
 89  
 90  
 91  
 92  
 93  
 94  
 95  
 96  
 97  
 98  
 99  
 100

MATCHLINE SHEET UC-18

MATCHLINE SHEET UC-9  
-Y15FLAC-  
STA. 46+00.00

MATCHLINE SHEET UC-9  
-Y15REV- STA. 58+00.00

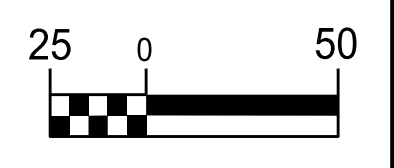
MATCHLINE SHEET UC-18  
-Y15FLBD- STA. 75+50.00

NOTE:  
THIS SHEET IS A 1"=50' SCALE  
INSET OF THE LOWER LEFT  
PORTION OF SHEET UC-14, FOR  
CLARITY.

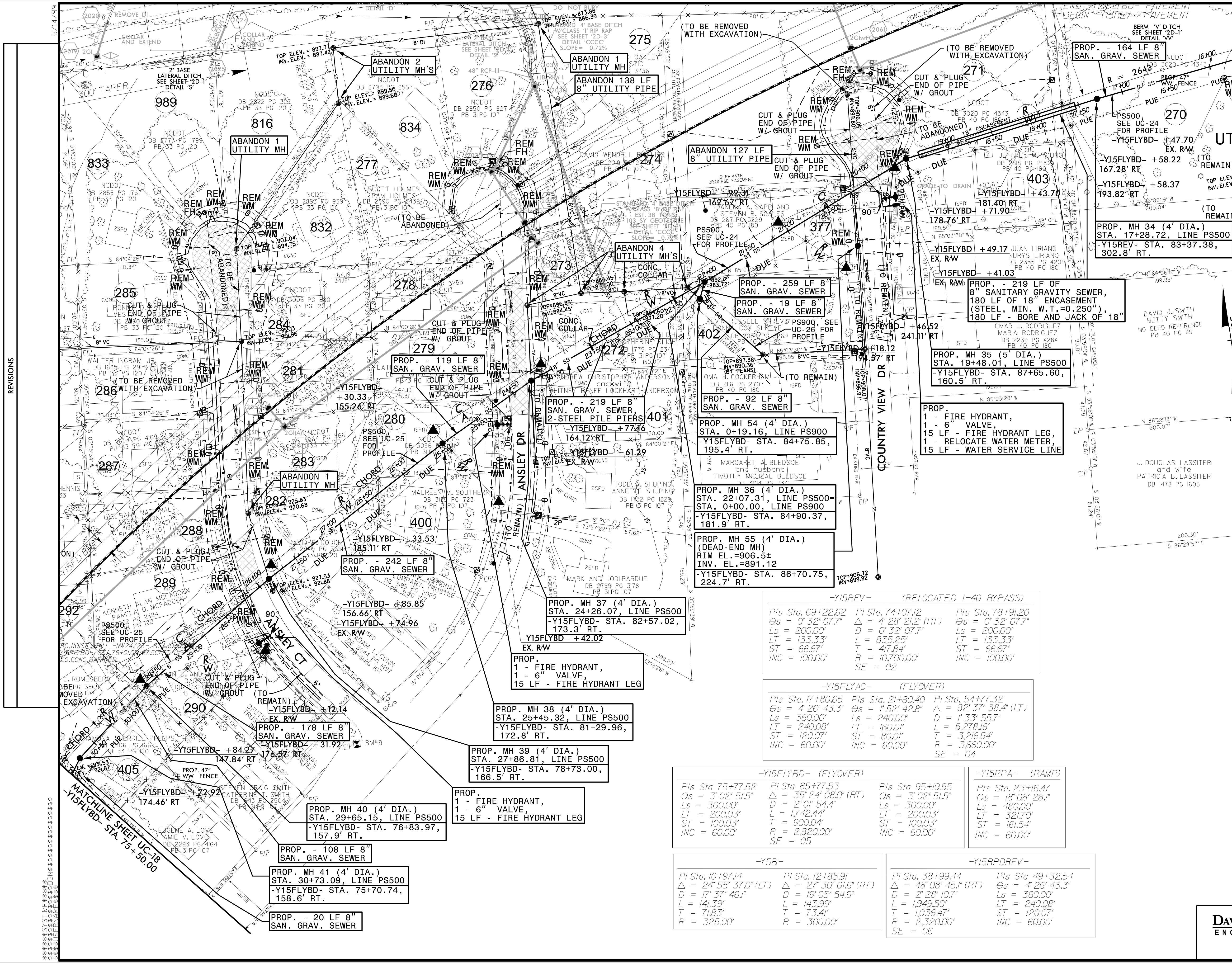
PROJECT REFERENCE NO.	SHEET NO.
U-2579AB	UC-14D
DESIGNED BY: DMP	
DRAWN BY: DMP	
CHECKED BY: DMP	
APPROVED BY:	
REVISED:	
NORTH CAROLINA DEPARTMENT OF TRANSPORTATION UTILITIES ENGINEERING SEC. PHONE: (919) 707-6690 FAX: (919) 250-4151	
UTILITY CONSTRUCTION PLANS ONLY	

### UTILITY CONSTRUCTION

DOCUMENT NOT CONSIDERED FINAL UNLESS ALL SIGNATURES COMPLETED



NAD 83/95



REVISIONS

-Y15REV- (RELOCATED I-40 BYPASS)

Pls Sta. 69+22.62 Os = 0' 32' 07.7" Ls = 200.00' LT = 133.33' ST = 66.67' INC = 100.00'	PI Sta. 74+07.12 Δ = 4' 28' 21.2" (RT) D = 0' 32' 07.7" L = 835.25' T = 417.84' R = 10,700.00' SE = 02	Pls Sta. 78+91.20 Os = 0' 32' 07.7" Ls = 200.00' LT = 133.33' ST = 66.67' INC = 100.00'
--	--	--

-Y15FLYAC- (FLYOVER)

Pls Sta. 17+80.65 Os = 4' 26' 43.3" Ls = 360.00' LT = 240.08' ST = 120.07' INC = 60.00'	PI Sta. 21+80.40 Os = 1' 52' 42.8" Ls = 240.00' LT = 160.01' ST = 80.01' INC = 60.00'	PI Sta. 54+77.32 Δ = 82' 37' 38.4" (LT) D = 1' 33' 55.7" L = 5,278.16' T = 3,216.94' R = 3,660.00' SE = 04
--	--	--

-Y15FLYBD- (FLYOVER)

Pls Sta. 75+77.52 Os = 3' 02' 51.5" Ls = 300.00' LT = 200.03' ST = 100.03' INC = 60.00'	PI Sta. 85+77.53 Δ = 35' 24' 08.0" (RT) D = 2' 01' 54.4" L = 1,742.44' T = 900.04' R = 2,820.00' SE = 05	Pls Sta. 95+19.95 Os = 3' 02' 51.5" Ls = 300.00' LT = 200.03' ST = 100.03' INC = 60.00'
--	--	--

-Y15RPA- (RAMP)

Pls Sta. 23+16.47 Os = 18' 08' 28.1" Ls = 480.00' LT = 321.70' ST = 161.54' INC = 60.00'
---

-Y5B-

PI Sta. 10+97.14 Δ = 24' 55' 37.0" (LT) D = 17' 37' 46.1" L = 141.39' T = 71.83' R = 325.00'	PI Sta. 12+85.91 Δ = 27' 30' 01.6" (RT) D = 19' 05' 54.9" L = 143.99' T = 73.41' R = 300.00'
---	---

-Y15RPDREV-

PI Sta. 38+99.44 Δ = 48' 08' 45.1" (RT) D = 2' 28' 10.7" L = 1,949.50' T = 1,036.47' R = 2,320.00' SE = 06	Pls Sta. 49+32.54 Os = 4' 26' 43.3" Ls = 360.00' LT = 240.08' ST = 120.07' INC = 60.00'
--	--

NOTE: THIS SHEET IS A 1"=50' SCALE INSET OF THE LOWER RIGHT PORTION OF SHEET UC-14, FOR CLARITY.

PROJECT REFERENCE NO.	SHEET NO.
U-2579AB	UC-15
DESIGNED BY: DMP	
DRAWN BY: DMP	
CHECKED BY: DMP	
APPROVED BY:	
REVISED:	NORTH CAROLINA DEPARTMENT OF TRANSPORTATION UTILITIES ENGINEERING SEC. PHONE: (919) 707-6690 FAX: (919) 250-4151
UTILITY CONSTRUCTION PLANS ONLY	

# UTILITY CONSTRUCTION

DOCUMENT NOT CONSIDERED FINAL UNLESS ALL SIGNATURES COMPLETED



NAD 83/95

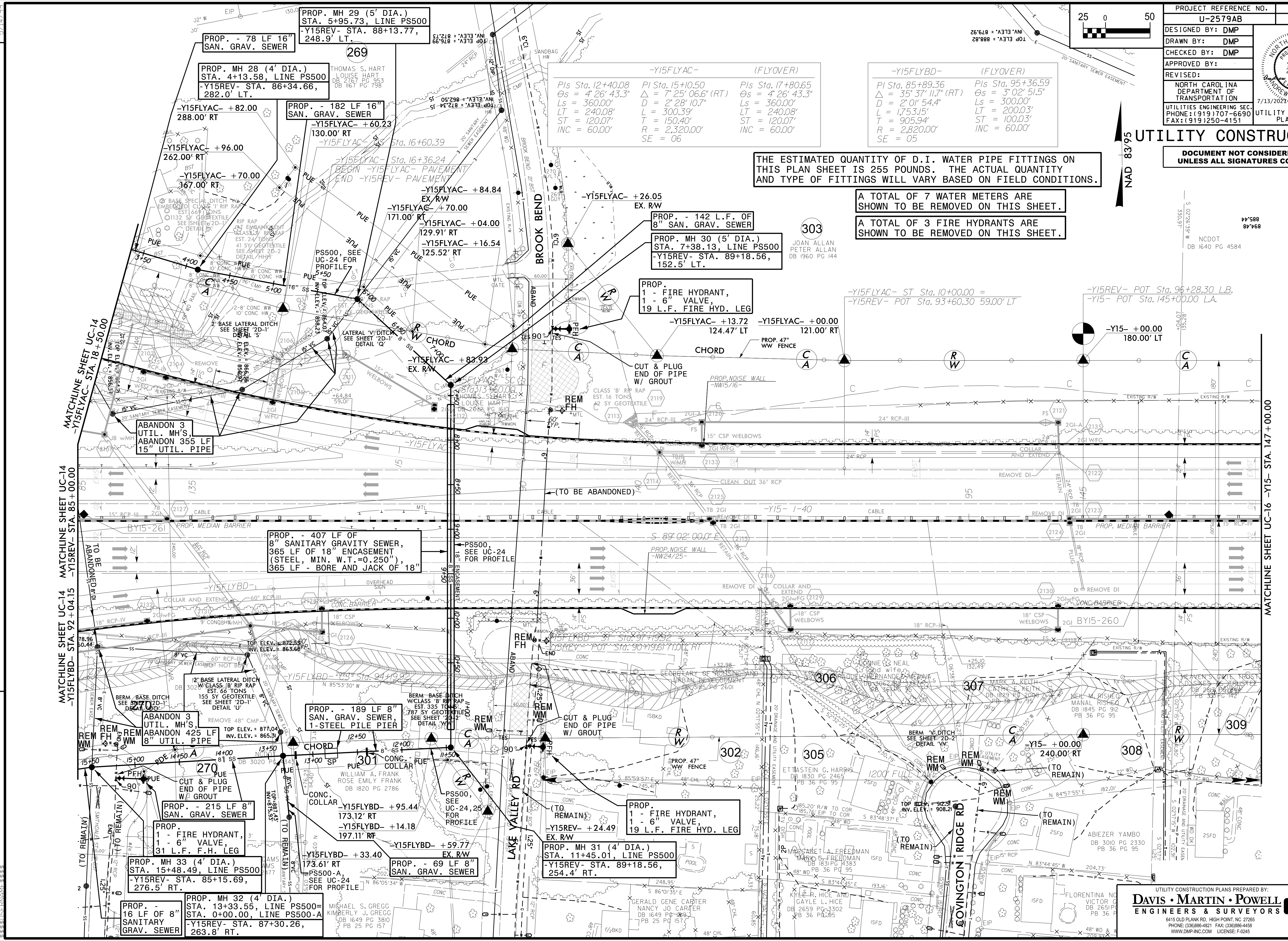
-Y15FLYBD- (FLYOVER)	-Y15FLYAC- (FLYOVER)
Pls Sta. 85+89.36 $\Delta = 35' 37" 11.7" (RT)$ $D = 2' 01" 54.4"$ $L = 1753.15'$ $T = 905.94'$ $R = 2,320.00'$ $SE = 05$	Pls Sta. 17+80.65 $\Delta = 4' 26' 43.3"$ $D = 360.00'$ $L = 300.39'$ $T = 120.07'$ $R = 150.40'$ $SE = 06$

-Y15FLYAC- (FLYOVER)	-Y15FLYBD- (FLYOVER)
Pls Sta. 12+40.08 $\Delta = 4' 26' 43.3"$ $Ls = 360.00'$ $LT = 240.08'$ $ST = 120.07'$ $INC = 60.00'$	Pls Sta. 15+10.50 $\Delta = 7' 25' 06.6" (RT)$ $D = 2' 28' 10.7"$ $L = 300.39'$ $T = 150.40'$ $R = 2,320.00'$ $SE = 06$

THE ESTIMATED QUANTITY OF D.I. WATER PIPE FITTINGS ON THIS PLAN SHEET IS 255 POUNDS. THE ACTUAL QUANTITY AND TYPE OF FITTINGS WILL VARY BASED ON FIELD CONDITIONS.

A TOTAL OF 7 WATER METERS ARE SHOWN TO BE REMOVED ON THIS SHEET.

A TOTAL OF 3 FIRE HYDRANTS ARE SHOWN TO BE REMOVED ON THIS SHEET.



MATCHLINE SHEET UC-14  
-Y15FLYAC- STA. 78+50.00

MATCHLINE SHEET UC-14  
-Y15FLYBD- STA. 92+04.15

MATCHLINE SHEET UC-14  
-Y15REV- STA. 85+00.00

MATCHLINE SHEET UC-16  
-Y15- STA. 147+00.00

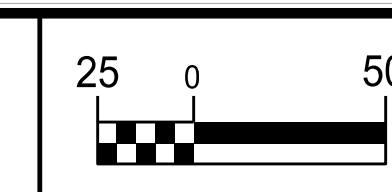
REVISIONS

1  
2  
3  
4  
5  
6  
7  
8  
9  
10  
11  
12  
13  
14  
15  
16  
17  
18  
19  
20  
21  
22  
23  
24  
25  
26  
27  
28  
29  
30  
31  
32  
33  
34  
35  
36  
37  
38  
39  
40  
41  
42  
43  
44  
45  
46  
47  
48  
49  
50  
51  
52  
53  
54  
55  
56  
57  
58  
59  
60  
61  
62  
63  
64  
65  
66  
67  
68  
69  
70  
71  
72  
73  
74  
75  
76  
77  
78  
79  
80  
81  
82  
83  
84  
85  
86  
87  
88  
89  
90  
91  
92  
93  
94  
95  
96  
97  
98  
99  
100

UTILITY CONSTRUCTION PLANS PREPARED BY:

**DAVIS • MARTIN • POWELL**  
 ENGINEERS & SURVEYORS

6415 OLD PLANK RD., HIGH POINT, NC 27265  
 PHONE: (336) 886-4821 FAX: (336) 886-4458  
 WWW.DMP-INC.COM LICENSE: F-2445

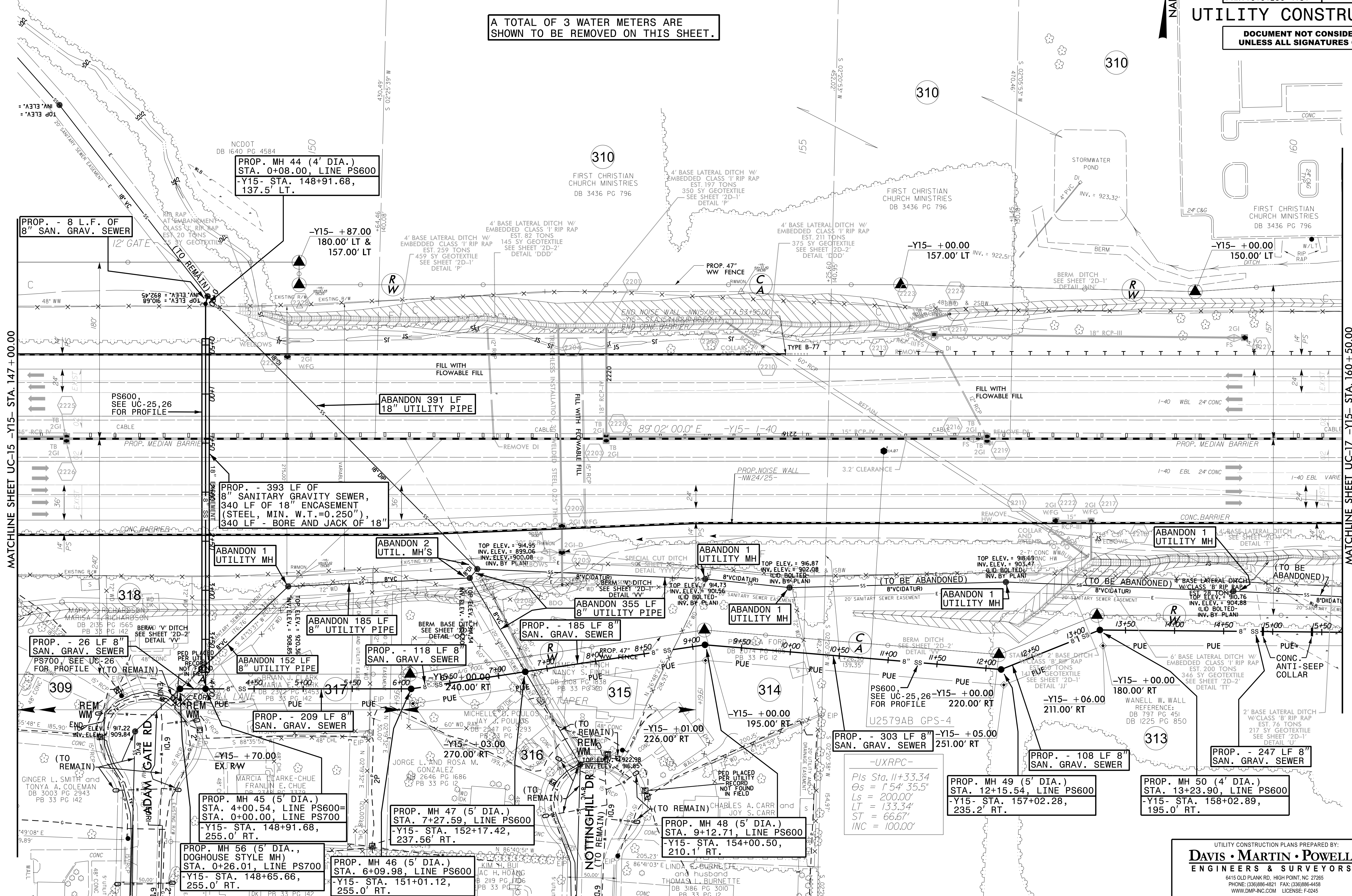


PROJECT REFERENCE NO.	U-2579AB	SHEET NO.	UC-16
DESIGNED BY:	DMP		
DRAWN BY:	DMP		
CHECKED BY:	DMP		
APPROVED BY:			
REVISED:			
NORTH CAROLINA DEPARTMENT OF TRANSPORTATION		UTILITY CONSTRUCTION PLANS ONLY	
UTILITIES ENGINEERING SEC. PHONE: (919) 707-6690 FAX: (919) 250-4151		7/13/2021	

**UTILITY CONSTRUCTION**

**DOCUMENT NOT CONSIDERED FINAL UNLESS ALL SIGNATURES COMPLETED**

A TOTAL OF 3 WATER METERS ARE SHOWN TO BE REMOVED ON THIS SHEET.



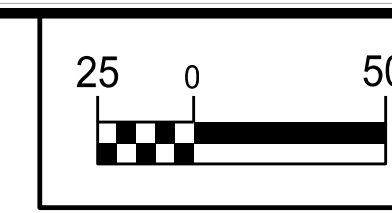
MATCHLINE SHEET UC-15 -Y15- STA. 147+00.00

MATCHLINE SHEET UC-17 -Y15- STA. 160+50.00

REVISIONS

**-UXRPC-**

Pls Sta. 11+33.34  
 θs = 1°54'35.5"  
 Ls = 200.00'  
 LT = 133.34'  
 ST = 66.67'  
 INC = 100.00'



PROJECT REFERENCE NO.	U-2579AB	SHEET NO.	UC-17
DESIGNED BY:	DMP		
DRAWN BY:	DMP		
CHECKED BY:	DMP		
APPROVED BY:			
REVISED:			
NORTH CAROLINA DEPARTMENT OF TRANSPORTATION		7/13/2021	
UTILITIES ENGINEERING SEC. PHONE: (919) 707-6690 FAX: (919) 250-4151		UTILITY CONSTRUCTION PLANS ONLY	

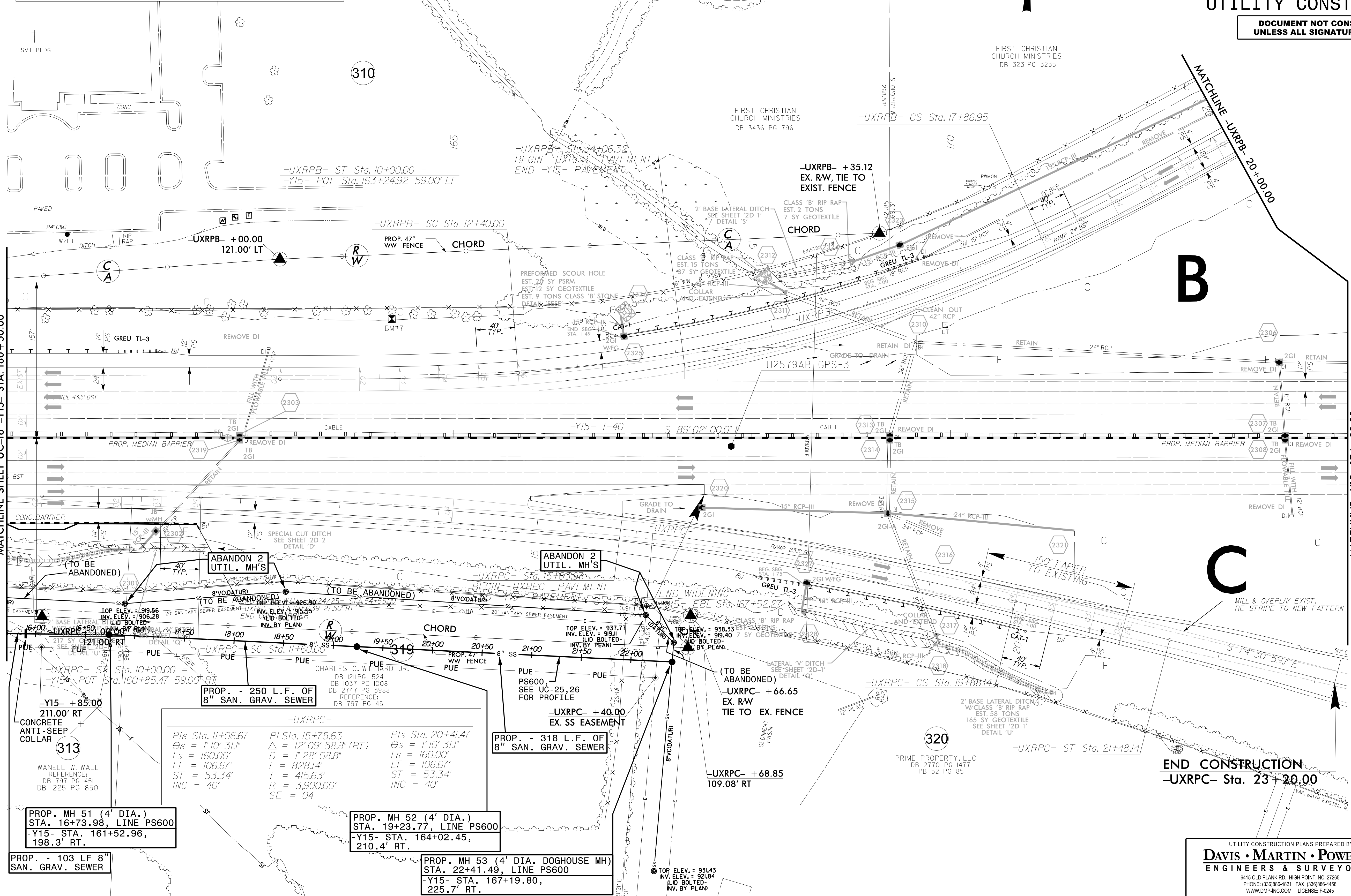
**UTILITY CONSTRUCTION**  
DOCUMENT NOT CONSIDERED FINAL UNLESS ALL SIGNATURES COMPLETED

-UXRPB-

Pls Sta. 11+60.05	Pls Sta. 15+16.31	Pls Sta. 18+67.00
$\Delta s = 4' 24' 26.5"$	$\Delta = 20' 05' 18.6" (LT)$	$\Delta s = 4' 24' 26.5"$
$Ls = 240.00'$	$D = 3' 40' 22.1"$	$Ls = 240.00'$
$LT = 160.05'$	$L = 546.95'$	$LT = 160.05'$
$ST = 80.05'$	$T = 276.31'$	$ST = 80.05'$
$INC = 40'$	$R = 1,560.00'$	$INC = 40'$
	$SE = 06'$	

-UXRPC-

Pls Sta. 11+06.67	Pls Sta. 15+75.63	Pls Sta. 20+41.47
$\Delta s = 1' 10' 31.1"$	$\Delta = 12' 09' 58.8" (RT)$	$\Delta s = 1' 10' 31.1"$
$Ls = 160.00'$	$D = 1' 28' 08.8"$	$Ls = 160.00'$
$LT = 106.67'$	$L = 828.14'$	$LT = 106.67'$
$ST = 53.34'$	$T = 415.63'$	$ST = 53.34'$
$INC = 40'$	$R = 3,900.00'$	$INC = 40'$
	$SE = 04'$	

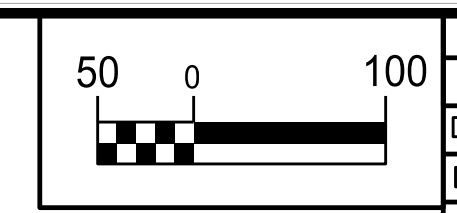


REVISIONS

5/14/2021



5/14/2022



PROJECT REFERENCE NO. U-2579AB	SHEET NO. UC-18
DESIGNED BY: DMP	
DRAWN BY: DMP	
CHECKED BY: DMP	
APPROVED BY:	
REVISED:	
NORTH CAROLINA DEPARTMENT OF TRANSPORTATION	7/13/2022
UTILITIES ENGINEERING SEC. PHONE: (919) 707-6690 FAX: (919) 250-4151	UTILITY CONSTRUCTION PLANS ONLY

**UTILITY CONSTRUCTION**  
**DOCUMENT NOT CONSIDERED FINAL  
UNLESS ALL SIGNATURES COMPLETED**

REVISIONS



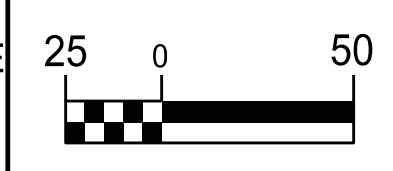
THE ESTIMATED QUANTITY OF D.I. WATER PIPE FITTINGS ON THIS PLAN SHEET IS 255 POUNDS. THE ACTUAL QUANTITY AND TYPE OF FITTINGS WILL VARY BASED ON FIELD CONDITIONS.

- A TOTAL OF 20 WATER METERS ARE SHOWN TO BE REMOVED ON THIS SHEET.
- A TOTAL OF 2 FIRE HYDRANTS ARE SHOWN TO BE REMOVED ON THIS SHEET.

-YISFLYBD- (FLYOVER)		
PI Sta. 88+39.55	PI Sta. 71+37.64	PI Sta. 75+77.52
Δ = 102.28 (25' LT)	Δ = 61.36 (35' OS)	Δ = 31.02 (5' OS)
D = 3'-40" (22')	Ls = 360.00'	Ls = 300.00'
L = 49.9686'	LT = 240.00'	LT = 200.00'
T = 5.9852'	ST = 120.00'	ST = 100.00'
R = 1,500.00'	R = 600.00'	INC = 60.00'
SE = 06		
-YISBPO- (RAMP)		
PI Sta. 36+49.44	PI Sta. 26+85.01	PI Sta. 16+15.43
Δ = 3'-53" (30.4')	Δ = 37'-50" (47.1')	Δ = 3'-53" (30.4')
Ls = 360.00'	Ls = 360.00'	Ls = 360.00'
LT = 240.00'	L = 148.71'	LT = 240.00'
ST = 120.00'	T = 9.8254'	ST = 120.00'
R = 2,650.00'	R = 2,650.00'	INC = 60.00'
SE = 06		

65  
66  
67  
68  
69  
70  
71  
72  
73  
74  
75  
76  
77  
78  
79  
80  
81  
82  
83  
84  
85  
86  
87  
88  
89  
90  
91  
92  
93  
94  
95  
96  
97  
98  
99  
00

NOTE:  
THIS SHEET IS A 1"=50' SCALE  
INSET OF THE UPPER RIGHT  
PORTION OF SHEET UC-18, FOR  
CLARITY.



PROJECT REFERENCE NO.	SHEET NO.
U-2579AB	UC-18A
DESIGNED BY: DMP	
DRAWN BY: DMP	
CHECKED BY: DMP	
APPROVED BY:	
REVISED:	
NORTH CAROLINA DEPARTMENT OF TRANSPORTATION	7/13/2023
UTILITIES ENGINEERING SEC. PHONE: (919) 707-6690 FAX: (919) 250-4151	UTILITY CONSTRUCTION PLANS ONLY

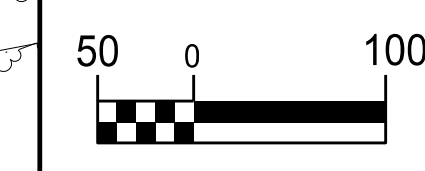
### UTILITY CONSTRUCTION

DOCUMENT NOT CONSIDERED FINAL  
UNLESS ALL SIGNATURES COMPLETED

REVISIONS



5/14/2022

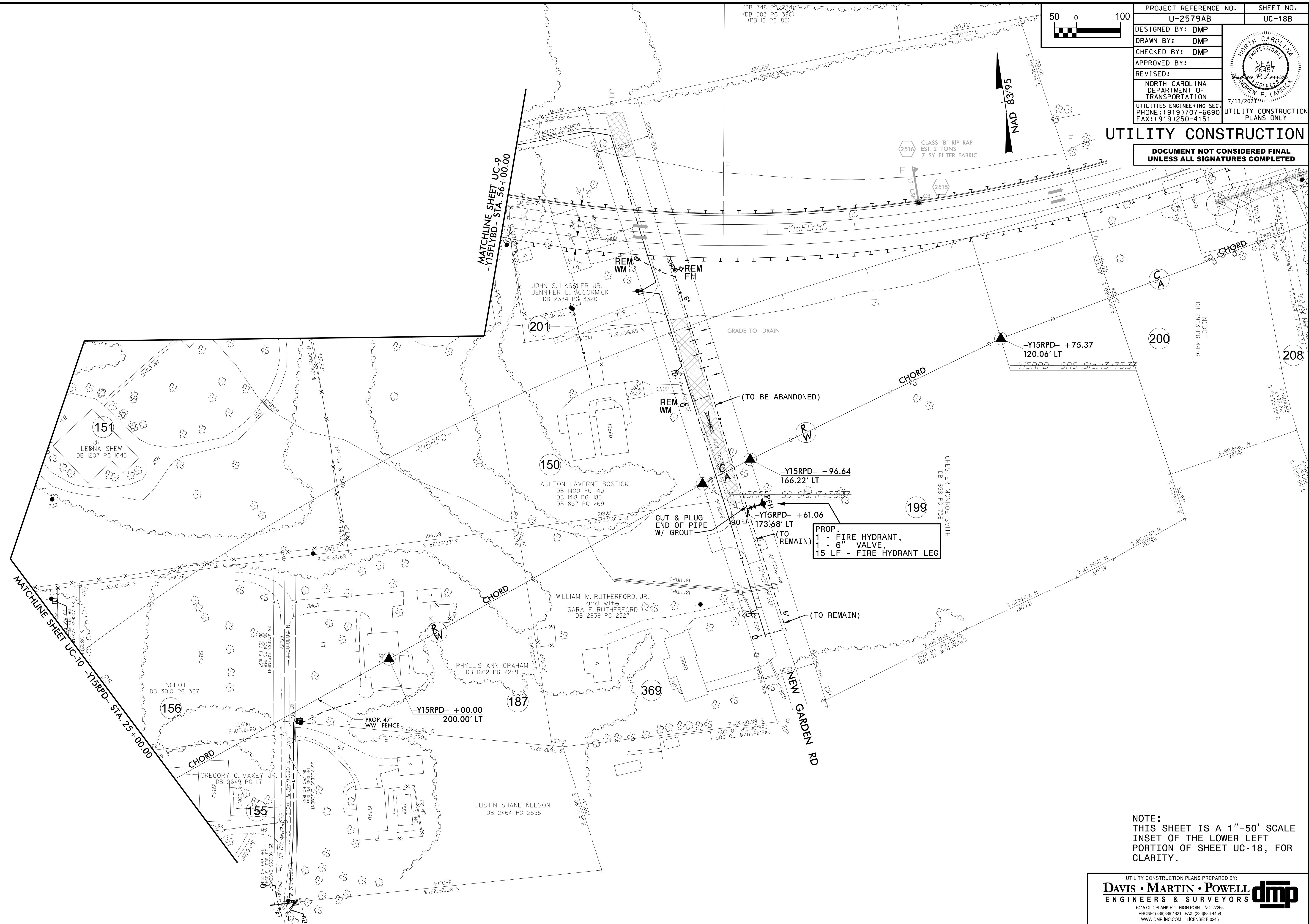


PROJECT REFERENCE NO.	SHEET NO.
U-2579AB	UC-18B
DESIGNED BY: DMP	
DRAWN BY: DMP	
CHECKED BY: DMP	
APPROVED BY:	
REVISED:	
NORTH CAROLINA DEPARTMENT OF TRANSPORTATION UTILITIES ENGINEERING SEC. PHONE: (919) 707-6690 FAX: (919) 250-4151	
UTILITY CONSTRUCTION PLANS ONLY	

# UTILITY CONSTRUCTION

**DOCUMENT NOT CONSIDERED FINAL  
UNLESS ALL SIGNATURES COMPLETED**

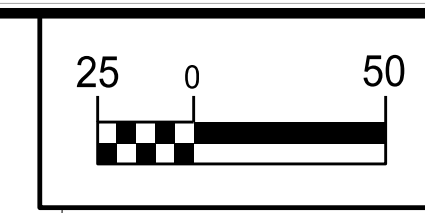
REVISIONS



NOTE:  
 THIS SHEET IS A 1"=50' SCALE  
 INSET OF THE LOWER LEFT  
 PORTION OF SHEET UC-18, FOR  
 CLARITY.

UTILITY CONSTRUCTION PLANS PREPARED BY:  
**DAVIS • MARTIN • POWELL**  
 ENGINEERS & SURVEYORS

6415 OLD PLANK RD., HIGH POINT, NC 27265  
 PHONE: (336) 886-4821 FAX: (336) 886-4458  
 WWW.DMP-INC.COM LICENSE: F-0245



PROJECT REFERENCE NO.	SHEET NO.
U-2579AB	UC-19
DESIGNED BY: DMP	
DRAWN BY: DMP	
CHECKED BY: DMP	
APPROVED BY:	
REVISED:	
NORTH CAROLINA DEPARTMENT OF TRANSPORTATION UTILITIES ENGINEERING SEC. PHONE: (919) 707-6690 FAX: (919) 250-4151 UTILITY CONSTRUCTION PLANS ONLY	

### UTILITY CONSTRUCTION

**DOCUMENT NOT CONSIDERED FINAL UNLESS ALL SIGNATURES COMPLETED**

-Y5B-

PI Sta. 12+85.91 Δ = 27° 30' 01.6" (RT) D = 19' 05' 54.9" L = 143.99' T = 73.41' R = 300.00'	PI Sta. 16+34.35 Δ = 20° 46' 49.2" (RT) D = 7' 09' 43.1" L = 290.15' T = 146.69' R = 800.00' SE = 0.03	PI Sta. 21+40.17 Δ = 19° 49' 48.4" (LT) D = 7' 09' 43.1" L = 276.88' T = 139.84' R = 800.00' SE = 0.03	PI Sta. 24+70.15 Δ = 6° 54' 56.0" (LT) D = 2' 39' 31.5" L = 260.11' T = 130.21' R = 2,155.00'
---	--	--	--

THE ESTIMATED QUANTITY OF D.I. WATER PIPE FITTINGS ON THIS PLAN SHEET IS 450 POUNDS. THE ACTUAL QUANTITY AND TYPE OF FITTINGS WILL VARY BASED ON FIELD CONDITIONS.

A TOTAL OF 4 WATER METERS ARE SHOWN TO BE REMOVED ON THIS SHEET.

**BEGIN CONSTRUCTION**  
-Y5B- Sta. 14+50.00

REMOVE 1 UTIL. MH, INSTALL PROP. MH 57 (5' DIA.) STA. 0+00.00, LINE PS1100  
-Y5B- STA. 19+01.56, 47.1' LT.

PROP. - 87 LF 16" SAN. GRAV. SEWER  
-Y5B- STA. 18+42.99

PROP. - 561 LF 16" WATER LINE  
-Y5B- STA. 18+42.99

PROP. - 71 LF 16" SAN. GRAV. SEWER PS1100, SEE UC-26 FOR PROFILE  
-Y5B- STA. 17+77.81

PROP. MH 60 (5' DIA. DOGHOUSE MH) STA. 0+19.92, LINE PS1200  
-Y5B- STA. 19+21.48, 39.6' RT.

PROP. MH 59 (5' DIA. DOGHOUSE MH) STA. 1+57.36, LINE PS1100  
-Y5B- STA. 18+32.54, 55.0' RT.

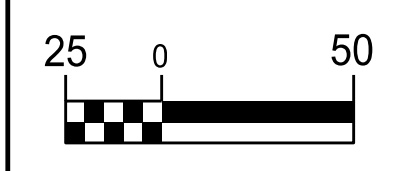
MATCHLINE SHEET UC-14  
-Y5B- STATION 13+50.00

**END CONSTRUCTION**  
-Y5B- Sta. 23+79.92

**END PAVING**  
-Y5B- Sta. 23+00.00

5/14/2023

THE ESTIMATED QUANTITY OF D.I. WATER PIPE FITTINGS ON THIS PLAN SHEET IS 1,100 POUNDS. THE ACTUAL QUANTITY AND TYPE OF FITTINGS WILL VARY BASED ON FIELD CONDITIONS.

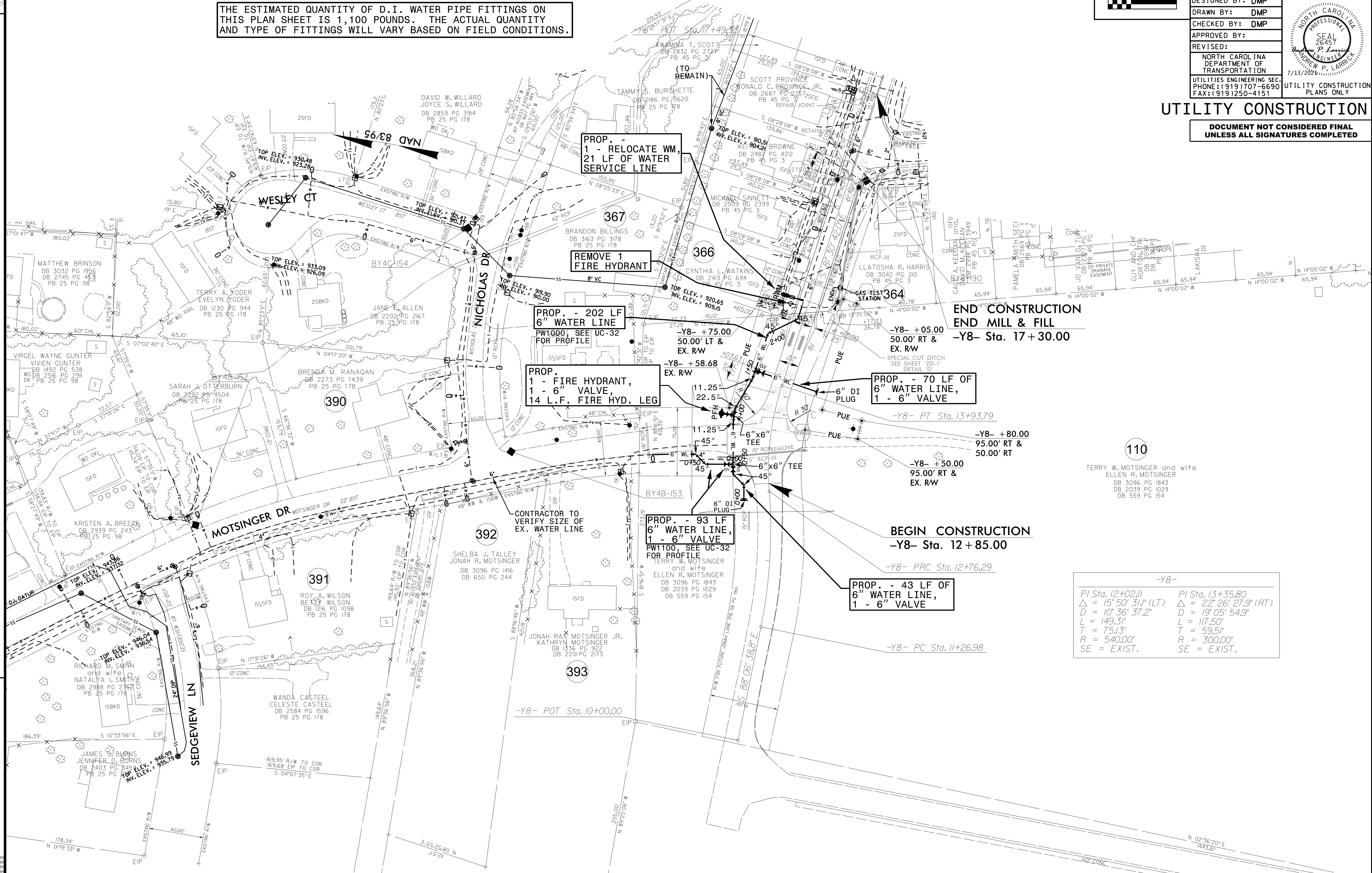


PROJECT REFERENCE NO.	SHEET NO.
U-2579AB	UC-20
DESIGNED BY: DMP	
DRAWN BY: DMP	
CHECKED BY: DMP	
APPROVED BY:	
REVISED:	
NORTH CAROLINA DEPARTMENT OF TRANSPORTATION	7/13/2023
UTILITIES ENGINEERING SEC. PHONE: (919) 707-6690 FAX: (919) 250-4151	UTILITY CONSTRUCTION PLANS ONLY

### UTILITY CONSTRUCTION

DOCUMENT NOT CONSIDERED FINAL UNLESS ALL SIGNATURES COMPLETED

REVISIONS



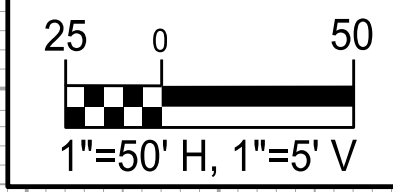
110

TERRY W. MOTSINGER and wife ELLEN R. MOTSINGER  
DB 3096 PG 1843  
DB 2039 PG 1029  
DB 559 PG 154

-Y8- +05.00 50.00' RT & EX. RW	-Y8- +80.00 95.00' RT & 50.00' RT
-Y8- +58.68 EX. RW	-Y8- +50.00 95.00' RT & EX. RW
-Y8- +75.00 50.00' LT & EX. RW	-Y8- PRC Sta. 12+76.29
-Y8- +93.00 INV. ELEV. = 90.00	-Y8- PC Sta. 11+26.98
-Y8- +93.09 TOP ELEV. = 930.48 INV. ELEV. = 923.28	-Y8- PT Sta. 13+93.79

PI Sta. 12+02.11      PI Sta. 13+35.80  
 $\Delta = 15' 50' 31" (LT)$        $\Delta = 22' 26' 27.9" (RT)$   
 $D = 10' 36' 37.2"$        $D = 19' 05' 54.9"$   
 $L = 149.3'$        $L = 117.50'$   
 $T = 75.13'$        $T = 59.51'$   
 $R = 540.00'$        $R = 300.00'$   
 $SE = EXIST.$        $SE = EXIST.$

5/14/99

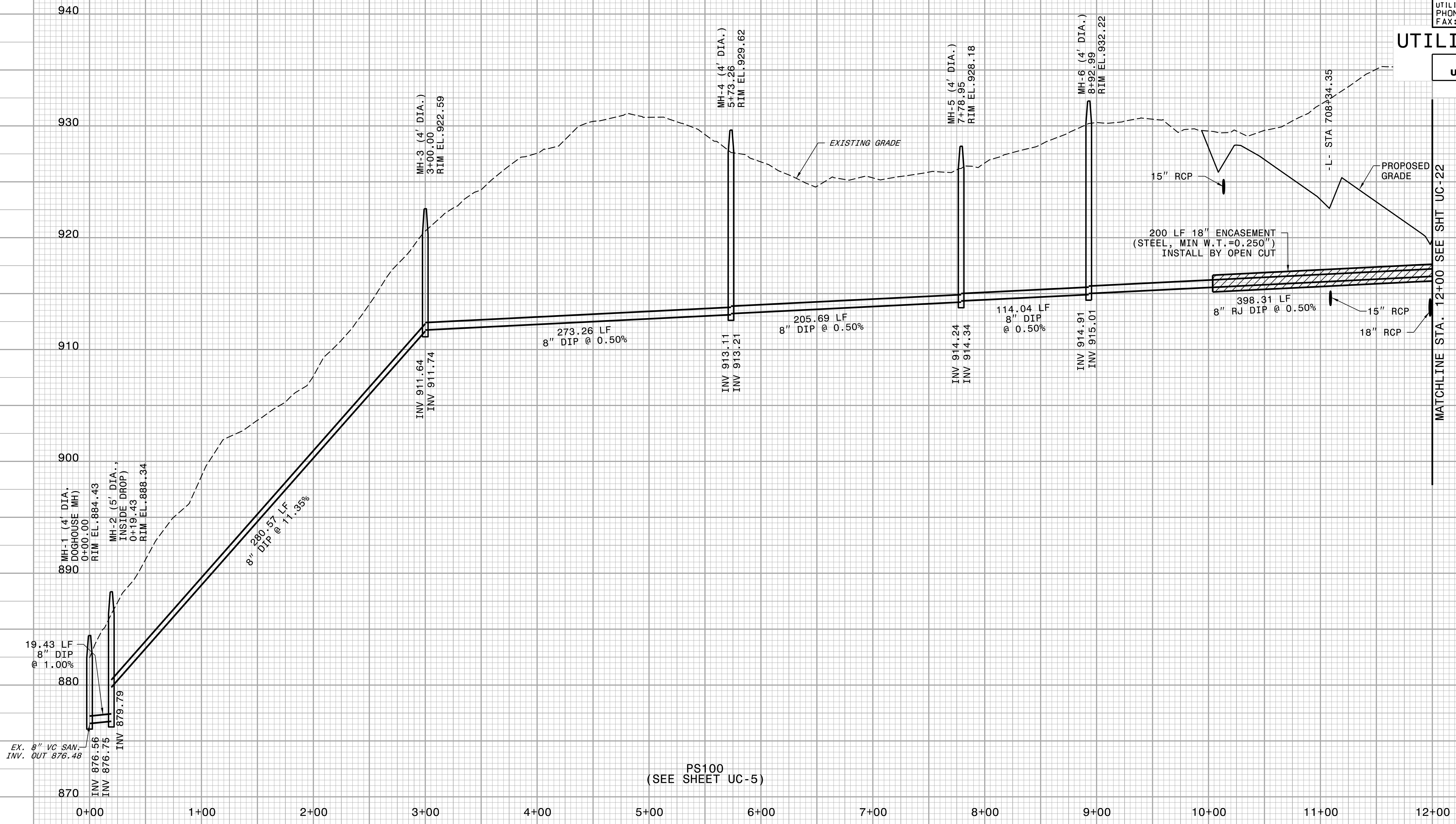


PROJECT REFERENCE NO. U-2579AB	SHEET NO. UC-21
DESIGNED BY: DMP	
DRAWN BY: DMP	
CHECKED BY: DMP	
APPROVED BY:	
REVISED:	
NORTH CAROLINA DEPARTMENT OF TRANSPORTATION	
UTILITIES ENGINEERING SEC. PHONE: (919) 707-6690 FAX: (919) 250-4151	7/13/2021 ANDREW P. LARRICK UTILITY CONSTRUCTION PLANS ONLY

### UTILITY CONSTRUCTION

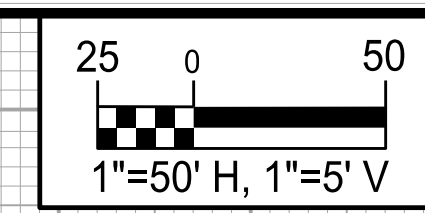
DOCUMENT NOT CONSIDERED FINAL  
UNLESS ALL SIGNATURES COMPLETED

REVISIONS



5/14/99  
UC-21  
UC-20  
UC-19  
UC-18  
UC-17  
UC-16  
UC-15  
UC-14  
UC-13  
UC-12  
UC-11  
UC-10  
UC-9  
UC-8  
UC-7  
UC-6  
UC-5  
UC-4  
UC-3  
UC-2  
UC-1

5/14/99

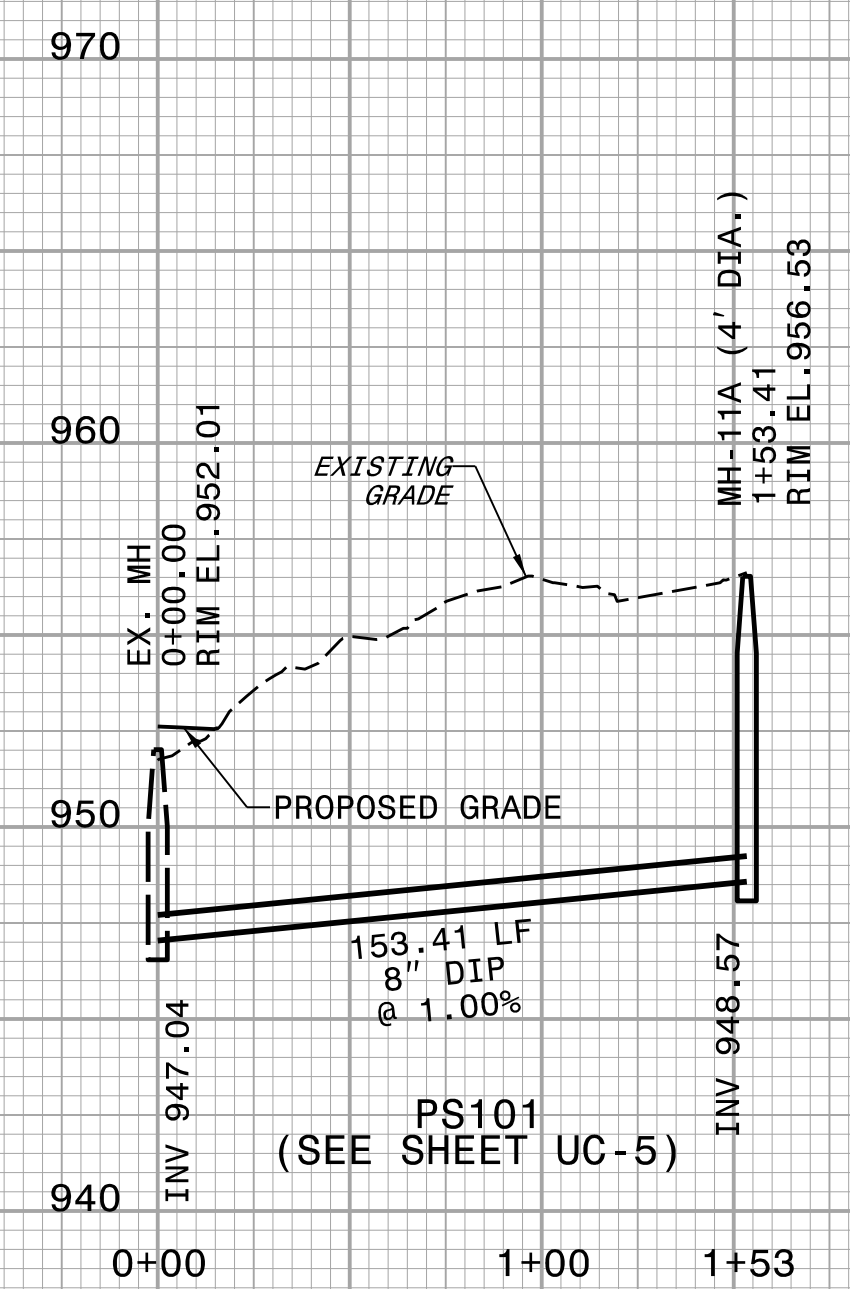
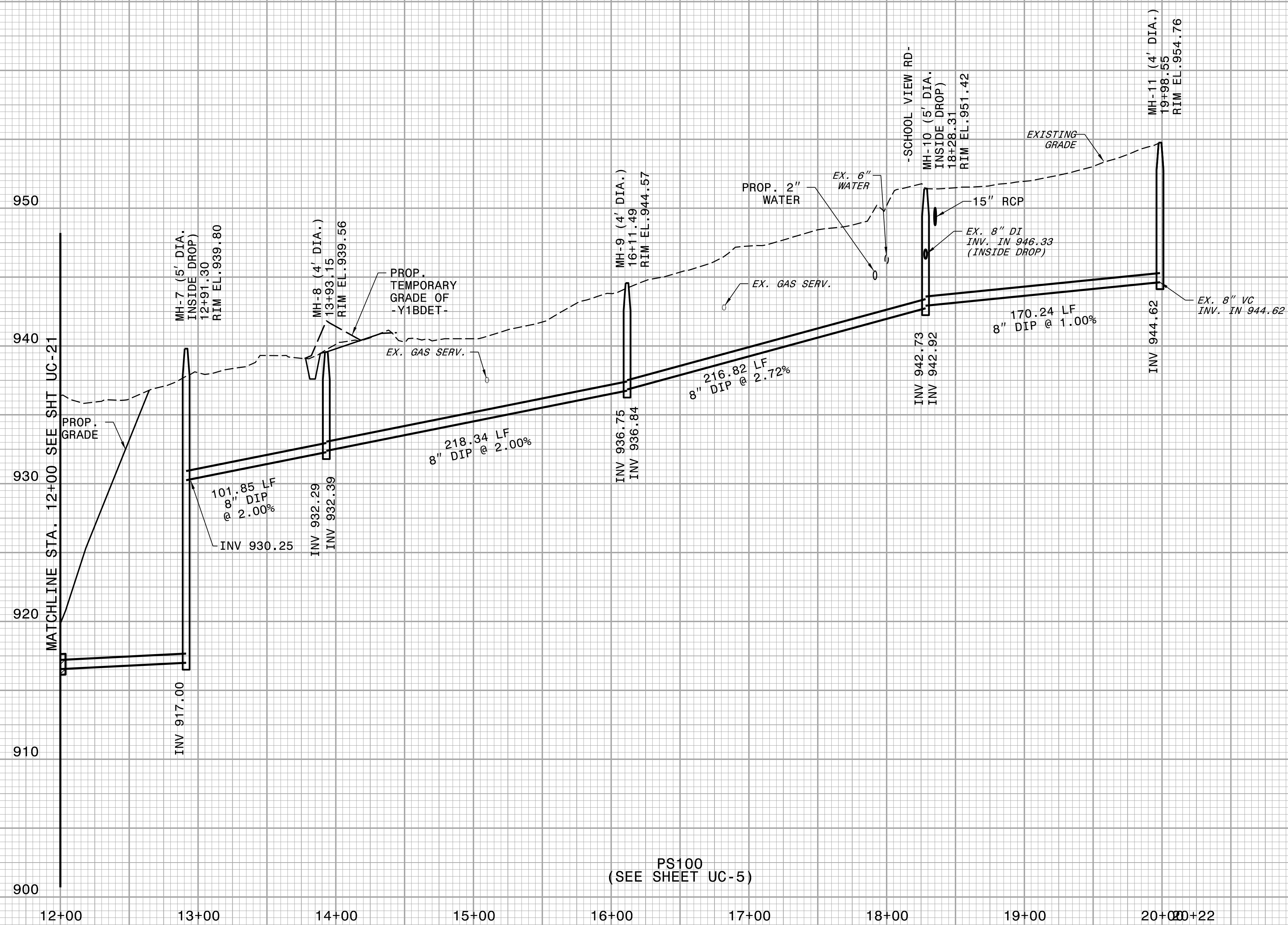


PROJECT REFERENCE NO. U-2579AB	SHEET NO. UC-22
DESIGNED BY: DMP	
DRAWN BY: DMP	
CHECKED BY: DMP	
APPROVED BY:	
REVISED:	
NORTH CAROLINA DEPARTMENT OF TRANSPORTATION 7/13/2021	
UTILITIES ENGINEERING SEC. PHONE: (919) 707-6690 FAX: (919) 250-4151	UTILITY CONSTRUCTION PLANS ONLY

### UTILITY CONSTRUCTION

DOCUMENT NOT CONSIDERED FINAL  
UNLESS ALL SIGNATURES COMPLETED

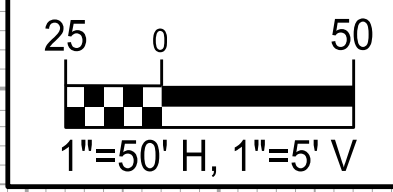
REVISIONS



PS100 (SEE SHEET UC-5)

PS101 (SEE SHEET UC-5)

5/14/20

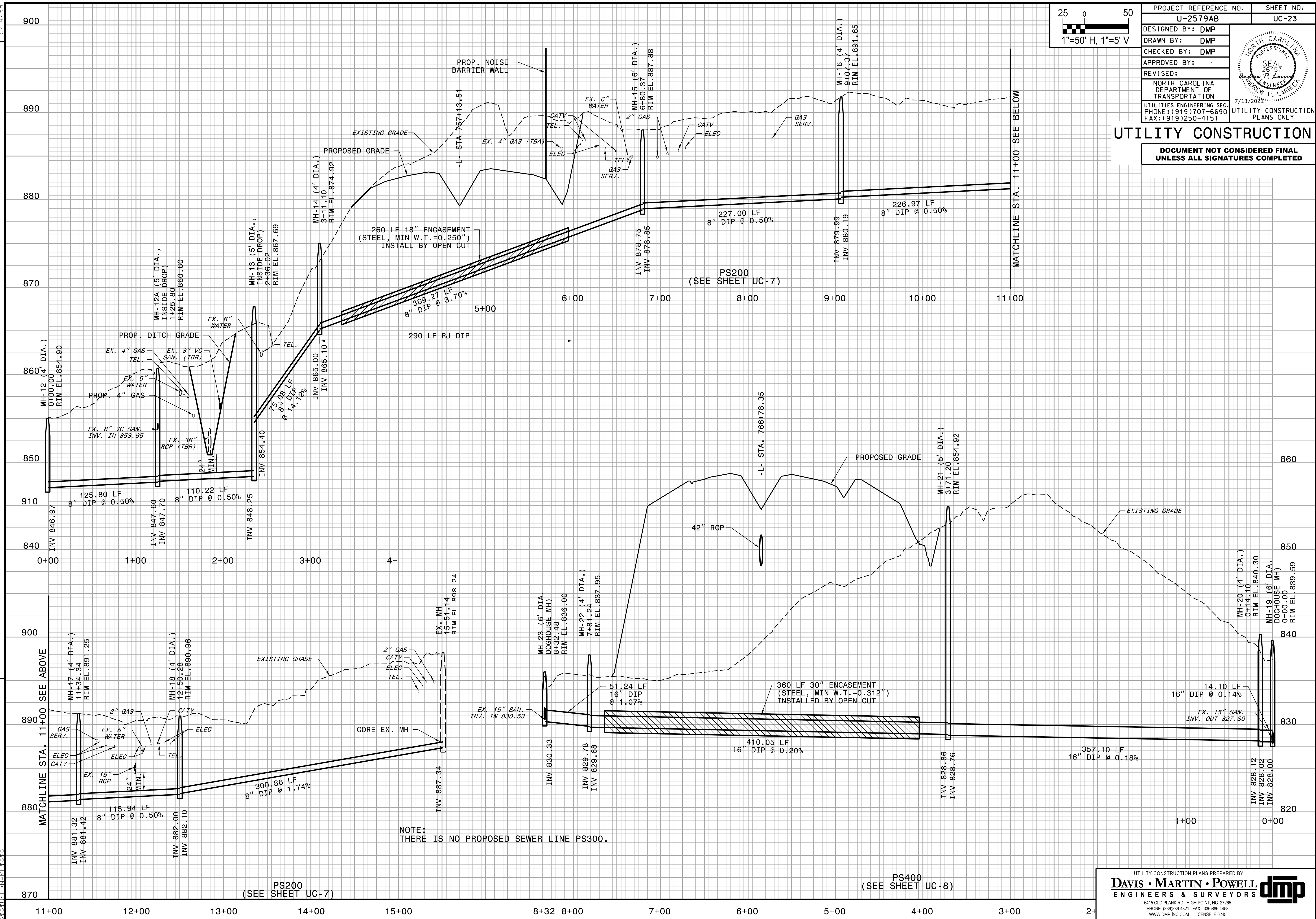


PROJECT REFERENCE NO. U-2579AB	SHEET NO. UC-23
DESIGNED BY: DMP	
DRAWN BY: DMP	
CHECKED BY: DMP	
APPROVED BY:	
REVISED:	7/13/2023
NORTH CAROLINA DEPARTMENT OF TRANSPORTATION	
UTILITIES ENGINEERING SEC. PHONE: (919) 707-6690 FAX: (919) 250-4151	UTILITY CONSTRUCTION PLANS ONLY

### UTILITY CONSTRUCTION

**DOCUMENT NOT CONSIDERED FINAL  
UNLESS ALL SIGNATURES COMPLETED**

REVISIONS



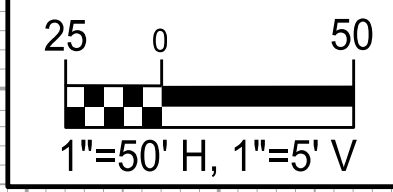
NOTE:  
THERE IS NO PROPOSED SEWER LINE PS300.

UTILITY CONSTRUCTION PLANS PREPARED BY:  
**DAVIS • MARTIN • POWELL**  
 ENGINEERS & SURVEYORS

6415 OLD PLANK RD., HIGH POINT, NC 27265  
 PHONE: (336) 886-4821 FAX: (336) 886-4458  
 WWW.DMP-INC.COM LICENSE: F-2445



5/14/99

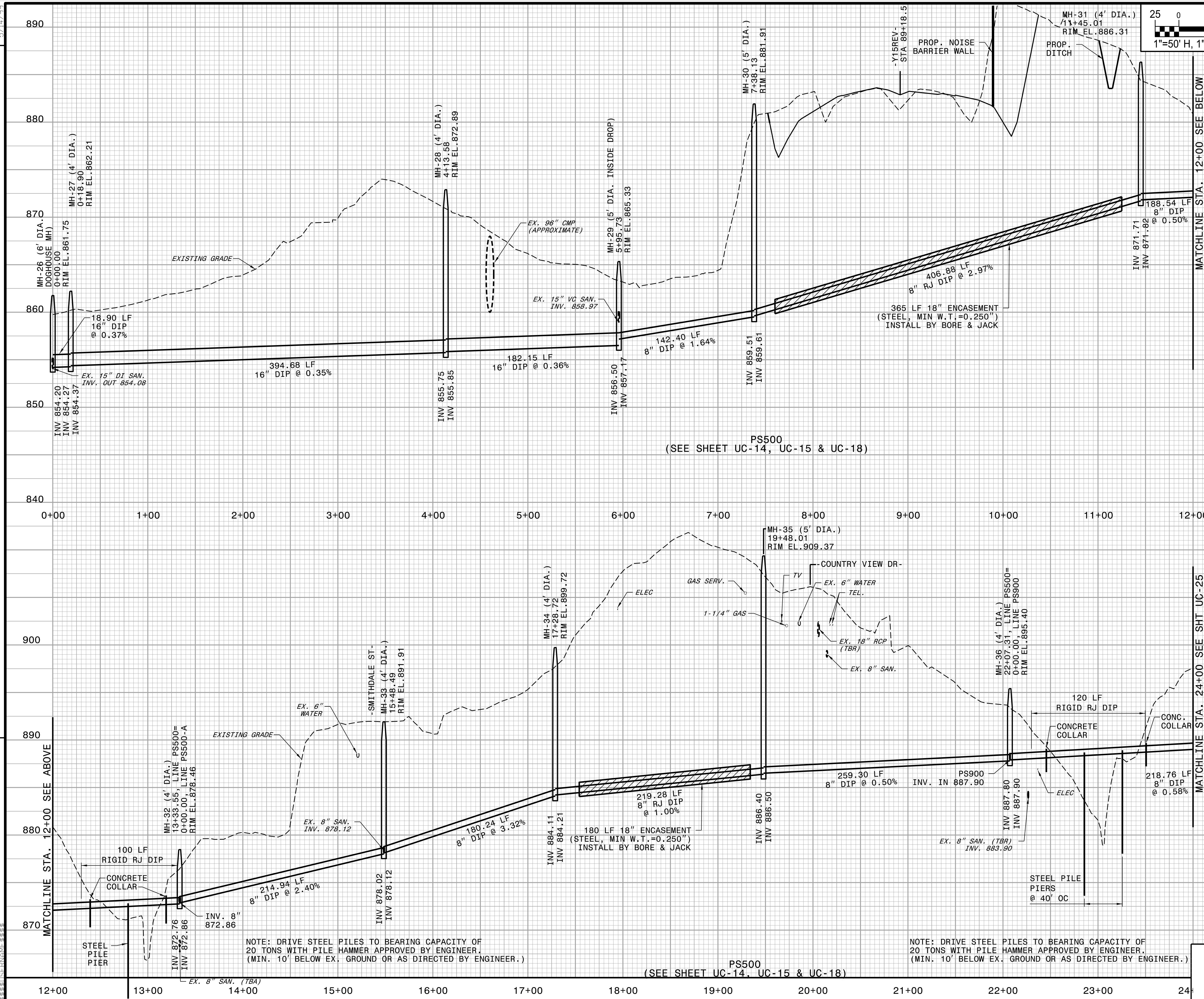


PROJECT REFERENCE NO. U-2579AB	SHEET NO. UC-24
DESIGNED BY: DMP	
DRAWN BY: DMP	
CHECKED BY: DMP	
APPROVED BY:	
REVISED:	
NORTH CAROLINA DEPARTMENT OF TRANSPORTATION 7/13/2021	
UTILITIES ENGINEERING SEC. PHONE: (919) 707-6690 FAX: (919) 250-4151	UTILITY CONSTRUCTION PLANS ONLY

### UTILITY CONSTRUCTION

**DOCUMENT NOT CONSIDERED FINAL  
UNLESS ALL SIGNATURES COMPLETED**

REVISIONS



PS500  
(SEE SHEET UC-14, UC-15 & UC-18)

PS500  
(SEE SHEET UC-14, UC-15 & UC-18)

NOTE: DRIVE STEEL PILES TO BEARING CAPACITY OF 20 TONS WITH PILE HAMMER APPROVED BY ENGINEER. (MIN. 10' BELOW EX. GROUND OR AS DIRECTED BY ENGINEER.)

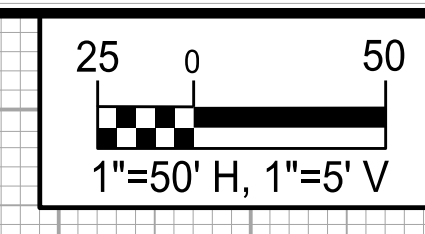
NOTE: DRIVE STEEL PILES TO BEARING CAPACITY OF 20 TONS WITH PILE HAMMER APPROVED BY ENGINEER. (MIN. 10' BELOW EX. GROUND OR AS DIRECTED BY ENGINEER.)

MATCHLINE STA. 12+00 SEE ABOVE

MATCHLINE STA. 12+00 SEE BELOW

MATCHLINE STA. 24+00 SEE SHT UC-25

MATCHLINE STA. 24+00 SEE SHT UC-15



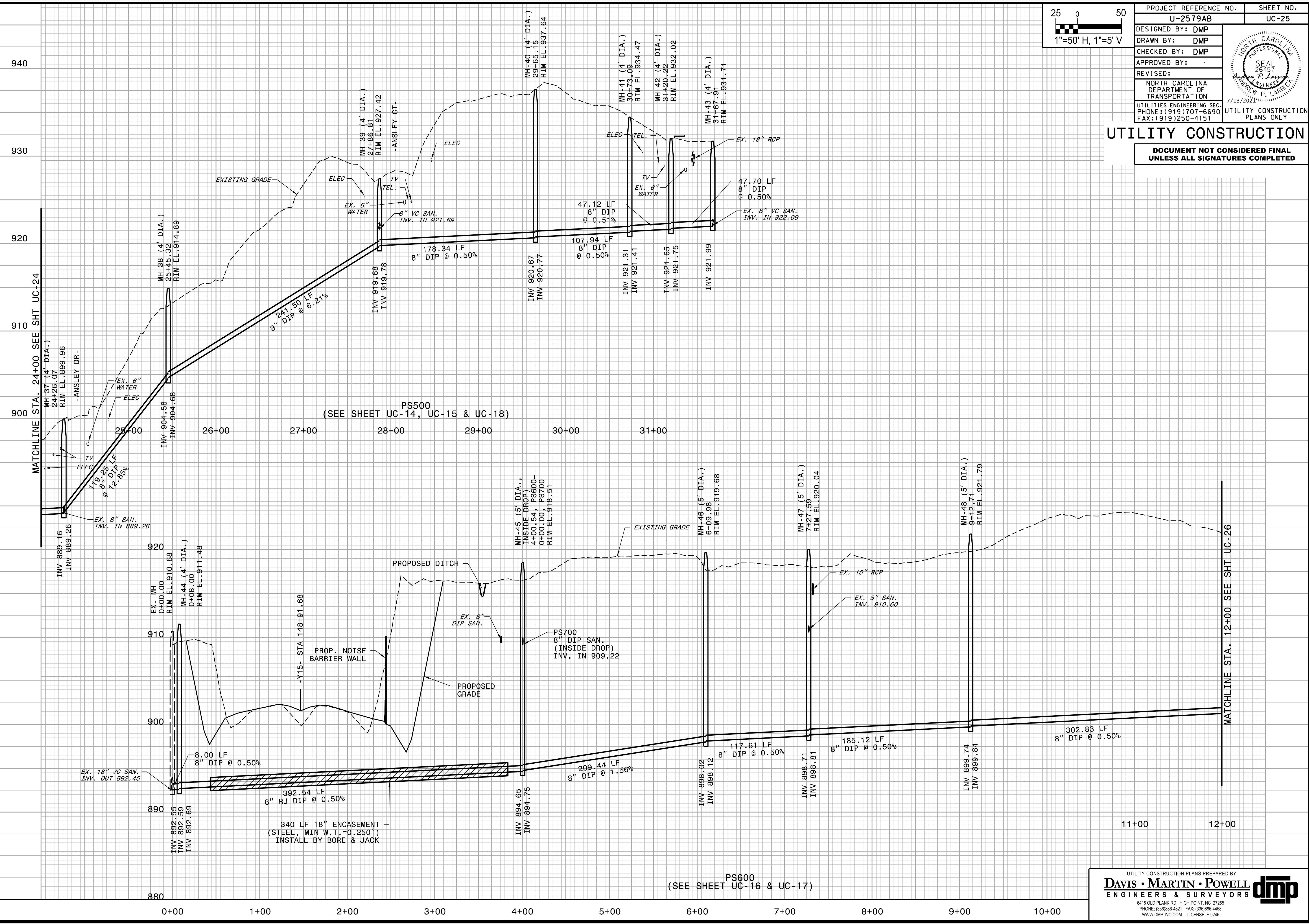
PROJECT REFERENCE NO.	SHEET NO.
U-2579AB	UC-25
DESIGNED BY: DMP	
DRAWN BY: DMP	
CHECKED BY: DMP	
APPROVED BY:	
REVISED:	
NORTH CAROLINA DEPARTMENT OF TRANSPORTATION 7/13/2021	
UTILITIES ENGINEERING SEC. PHONE: (919) 707-6690 FAX: (919) 250-4151	UTILITY CONSTRUCTION PLANS ONLY

**UTILITY CONSTRUCTION**

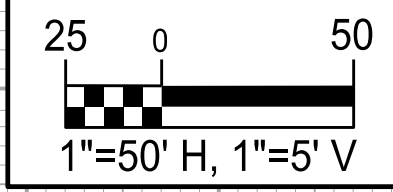
**DOCUMENT NOT CONSIDERED FINAL  
UNLESS ALL SIGNATURES COMPLETED**

REVISIONS

5/14/2021



5/14/99

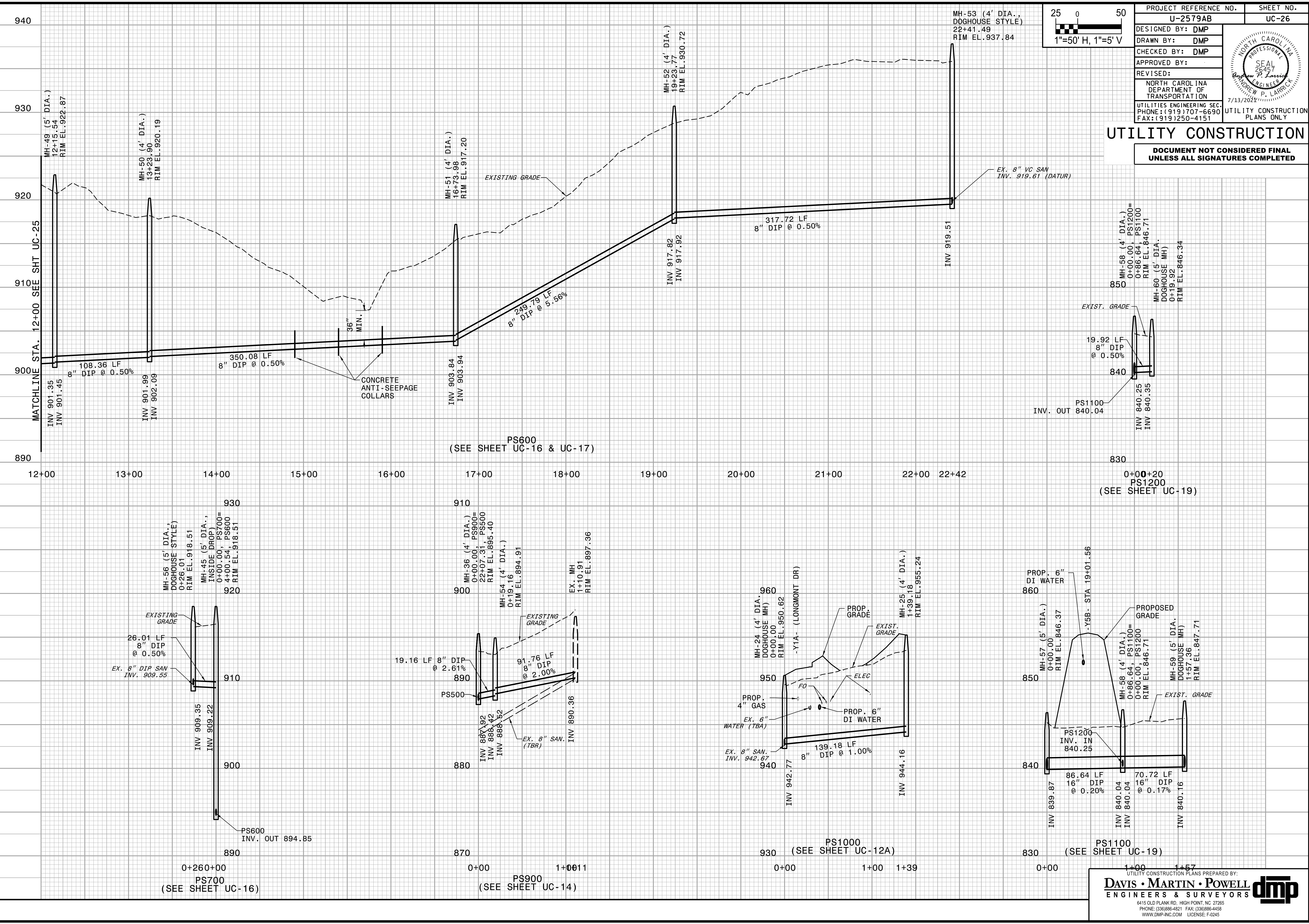


PROJECT REFERENCE NO. U-2579AB	SHEET NO. UC-26
DESIGNED BY: DMP	
DRAWN BY: DMP	
CHECKED BY: DMP	
APPROVED BY:	
REVISED:	7/13/2024
NORTH CAROLINA DEPARTMENT OF TRANSPORTATION UTILITIES ENGINEERING SEC. PHONE: (919) 707-6690 FAX: (919) 250-4151	
UTILITY CONSTRUCTION PLANS ONLY	

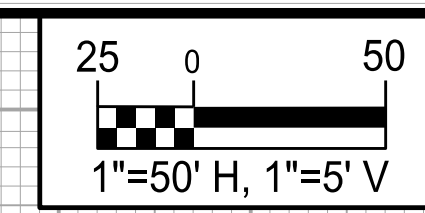
### UTILITY CONSTRUCTION

**DOCUMENT NOT CONSIDERED FINAL  
UNLESS ALL SIGNATURES COMPLETED**

REVISIONS



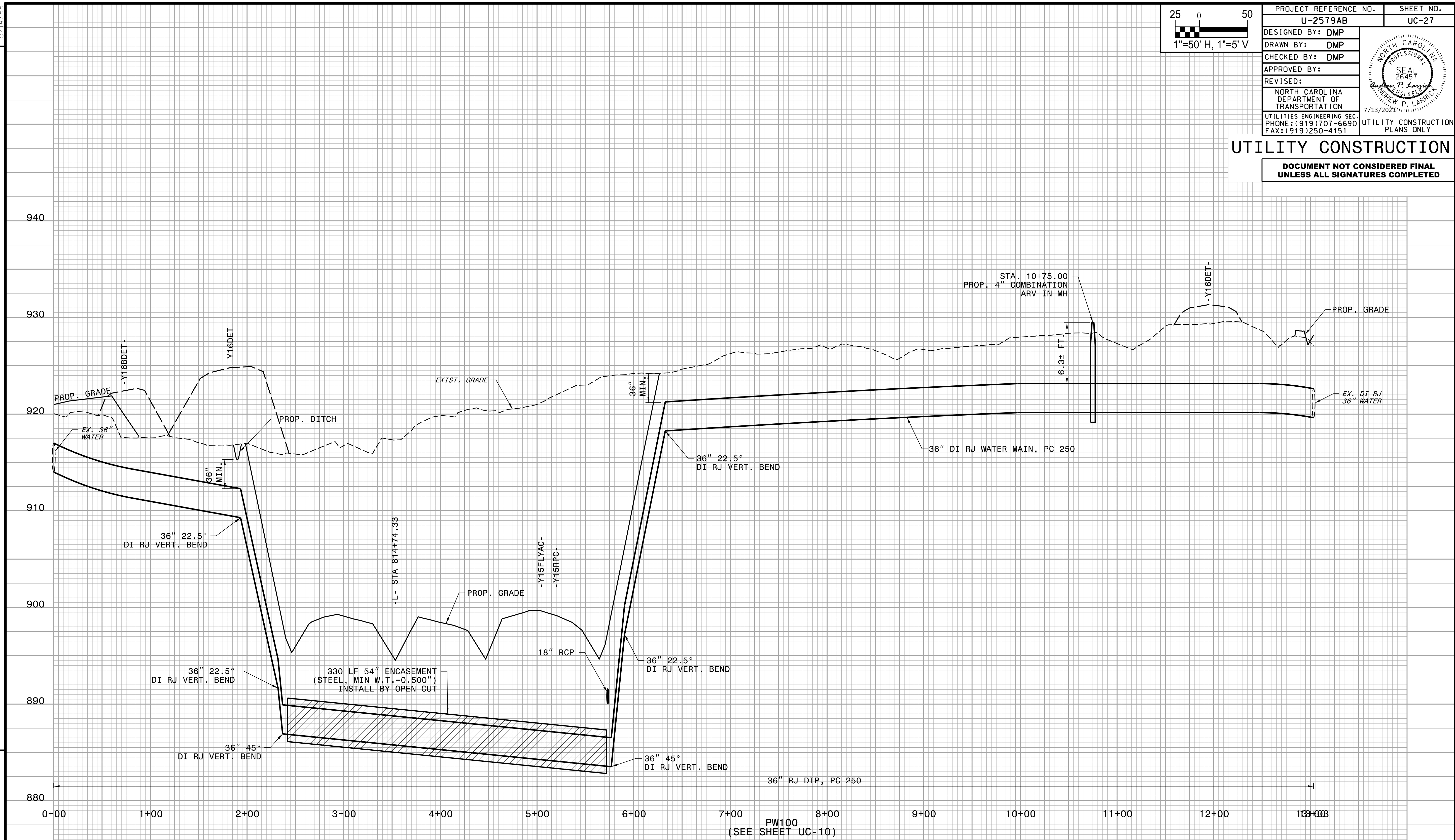
5/14/99



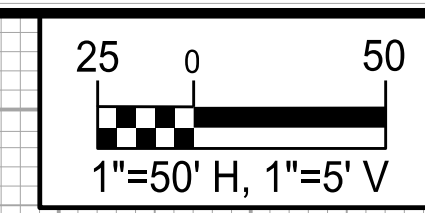
PROJECT REFERENCE NO. U-2579AB	SHEET NO. UC-27
DESIGNED BY: DMP	
DRAWN BY: DMP	
CHECKED BY: DMP	
APPROVED BY:	
REVISED:	
NORTH CAROLINA DEPARTMENT OF TRANSPORTATION 7/13/2021	
UTILITIES ENGINEERING SEC. PHONE: (919) 707-6690 FAX: (919) 250-4151	UTILITY CONSTRUCTION PLANS ONLY

**UTILITY CONSTRUCTION**  
**DOCUMENT NOT CONSIDERED FINAL**  
**UNLESS ALL SIGNATURES COMPLETED**

REVISIONS



5/14/99  
 46  
 47  
 48  
 49  
 50  
 51  
 52  
 53  
 54  
 55  
 56  
 57  
 58  
 59  
 60  
 61  
 62  
 63  
 64  
 65  
 66  
 67  
 68  
 69  
 70  
 71  
 72  
 73  
 74  
 75  
 76  
 77  
 78  
 79  
 80  
 81  
 82  
 83  
 84  
 85  
 86  
 87  
 88  
 89  
 90  
 91  
 92  
 93  
 94  
 95  
 96  
 97  
 98  
 99  
 100

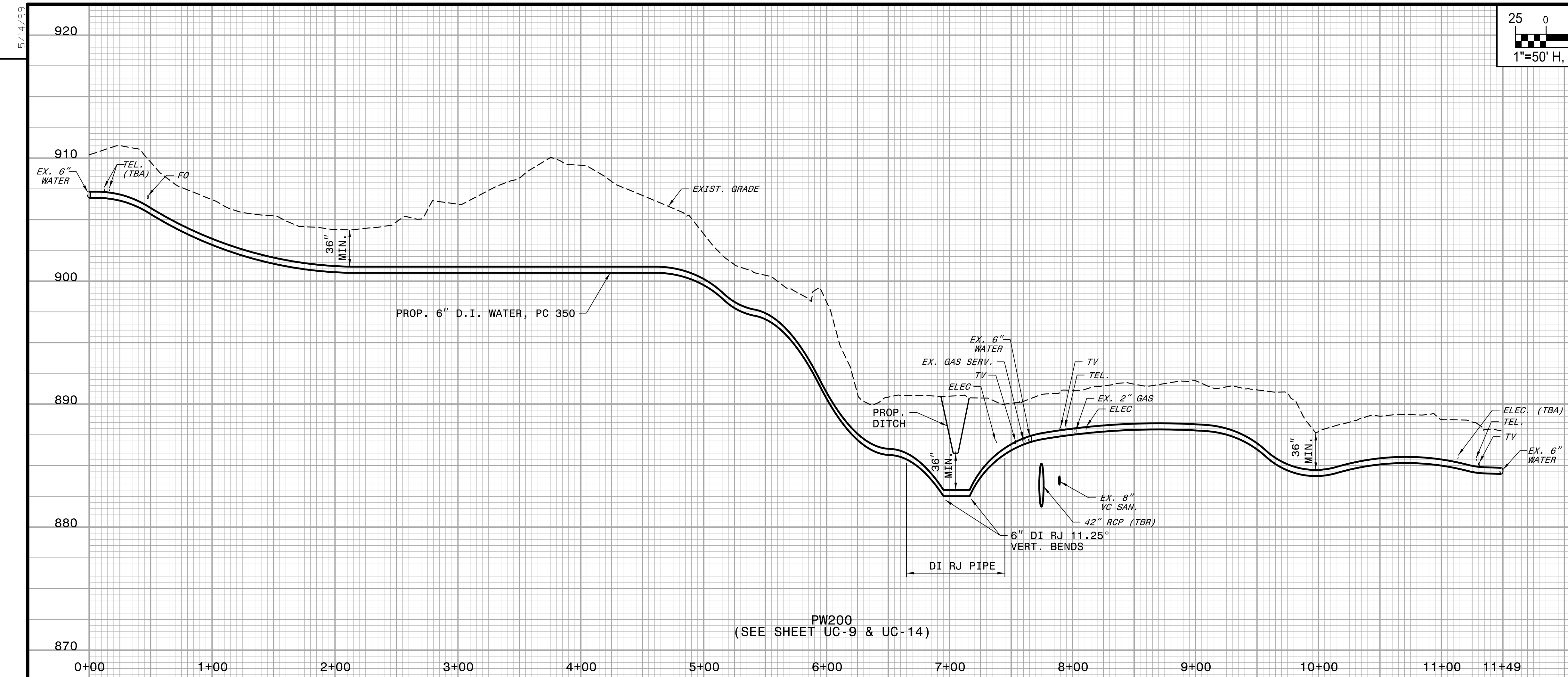


PROJECT REFERENCE NO. U-2579AB	SHEET NO. UC-28
DESIGNED BY: DMP	
DRAWN BY: DMP	
CHECKED BY: DMP	
APPROVED BY:	
REVISED:	
NORTH CAROLINA DEPARTMENT OF TRANSPORTATION 7/13/2023	
UTILITIES ENGINEERING SEC. PHONE: (919) 707-6690 FAX: (919) 250-4151	UTILITY CONSTRUCTION PLANS ONLY

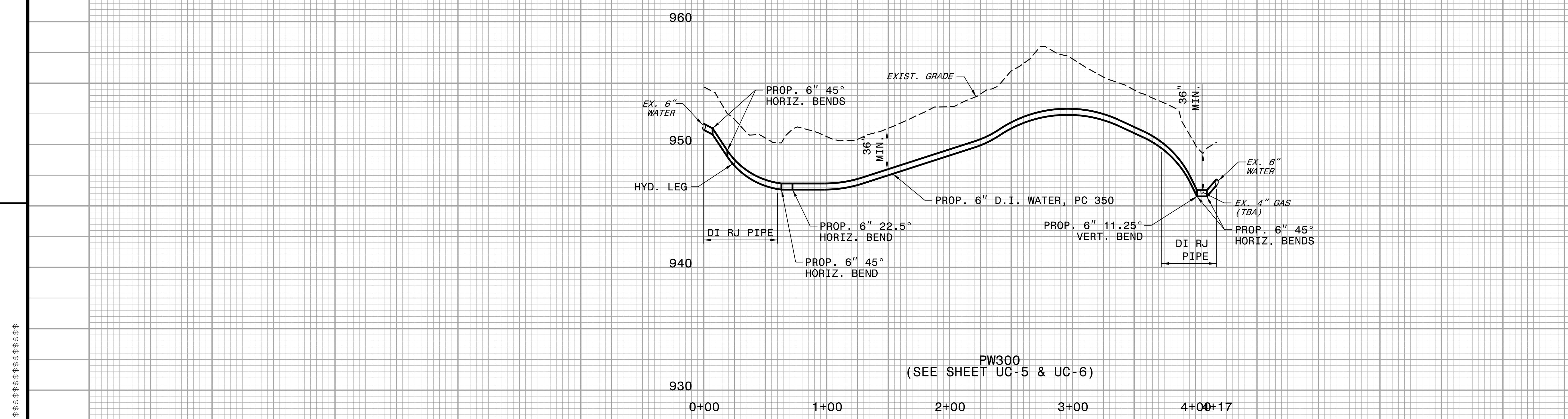
# UTILITY CONSTRUCTION

**DOCUMENT NOT CONSIDERED FINAL  
UNLESS ALL SIGNATURES COMPLETED**

REVISIONS

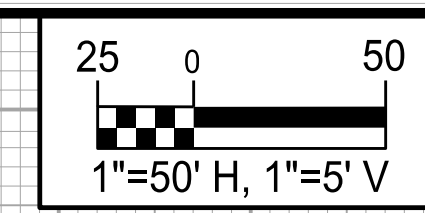


PW200  
(SEE SHEET UC-9 & UC-14)



PW300  
(SEE SHEET UC-5 & UC-6)

5/14/99

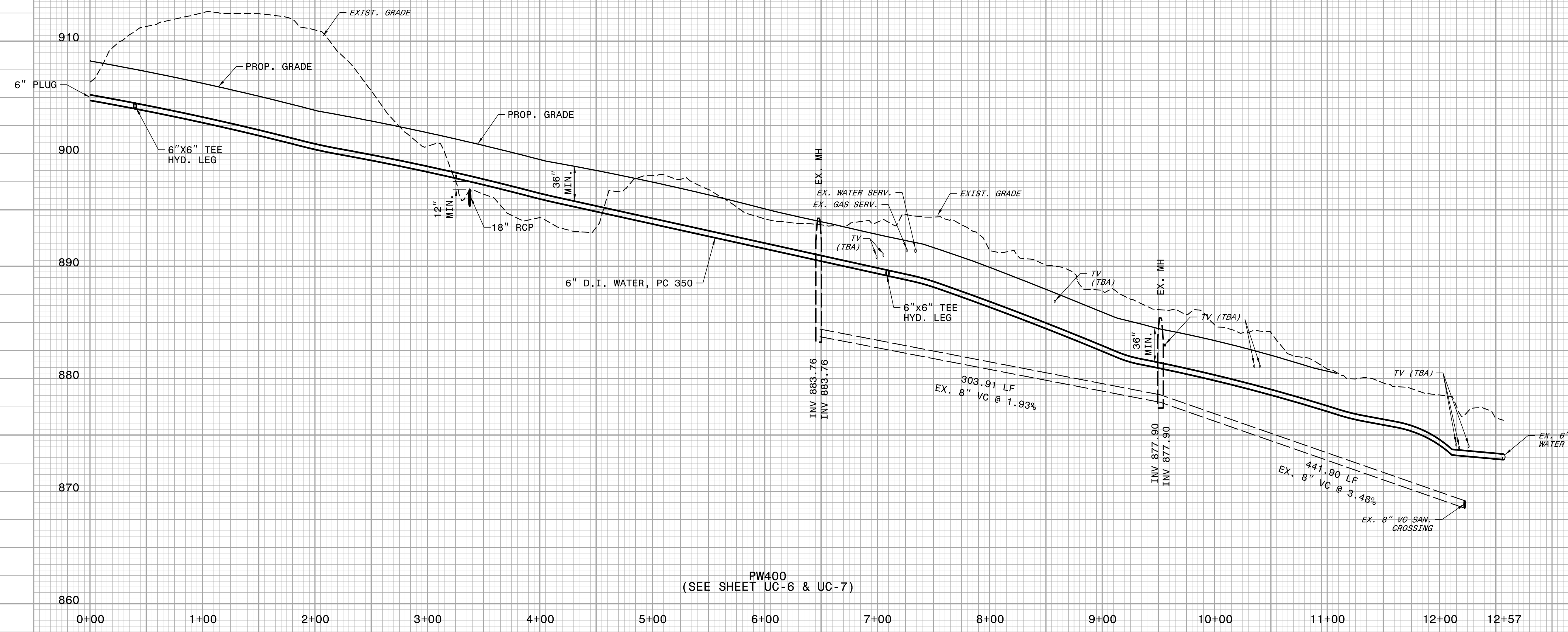


PROJECT REFERENCE NO. U-2579AB	SHEET NO. UC-29
DESIGNED BY: DMP	
DRAWN BY: DMP	
CHECKED BY: DMP	
APPROVED BY:	
REVISED:	
NORTH CAROLINA DEPARTMENT OF TRANSPORTATION 7/13/2021	
UTILITIES ENGINEERING SEC. PHONE: (919) 707-6690 FAX: (919) 250-4151	UTILITY CONSTRUCTION PLANS ONLY

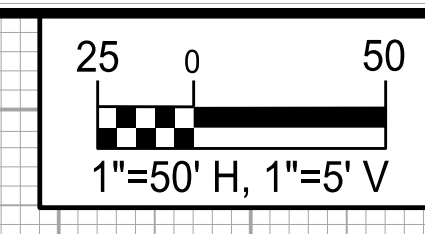
### UTILITY CONSTRUCTION

**DOCUMENT NOT CONSIDERED FINAL  
UNLESS ALL SIGNATURES COMPLETED**

REVISIONS



PW400  
(SEE SHEET UC-6 & UC-7)

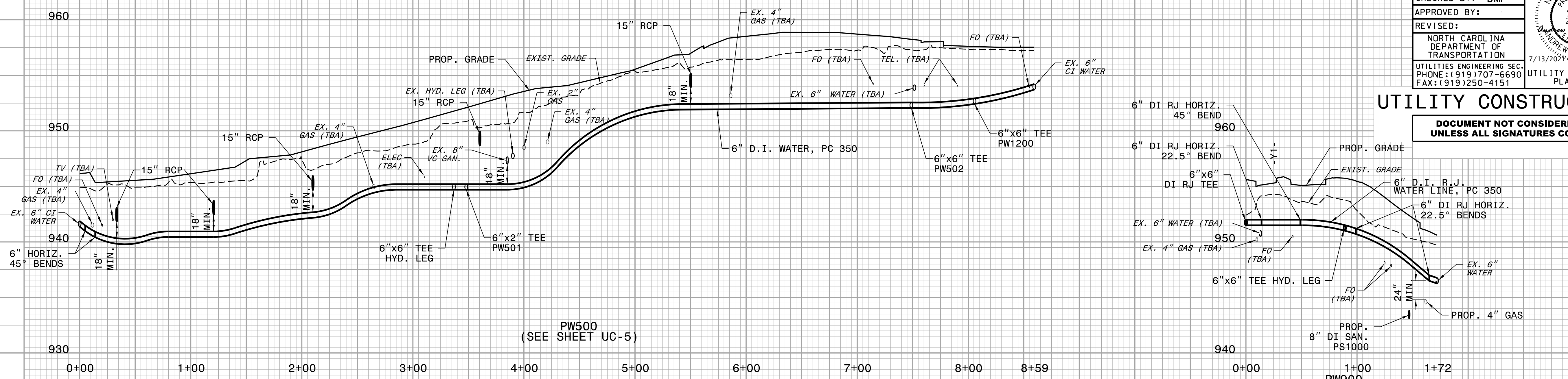


PROJECT REFERENCE NO.	SHEET NO.
U-2579AB	UC-30
DESIGNED BY: DMP	
DRAWN BY: DMP	
CHECKED BY: DMP	
APPROVED BY:	
REVISED:	
NORTH CAROLINA DEPARTMENT OF TRANSPORTATION	
UTILITIES ENGINEERING SEC. PHONE: (919) 707-6690 FAX: (919) 250-4151	
UTILITY CONSTRUCTION PLANS ONLY	

### UTILITY CONSTRUCTION

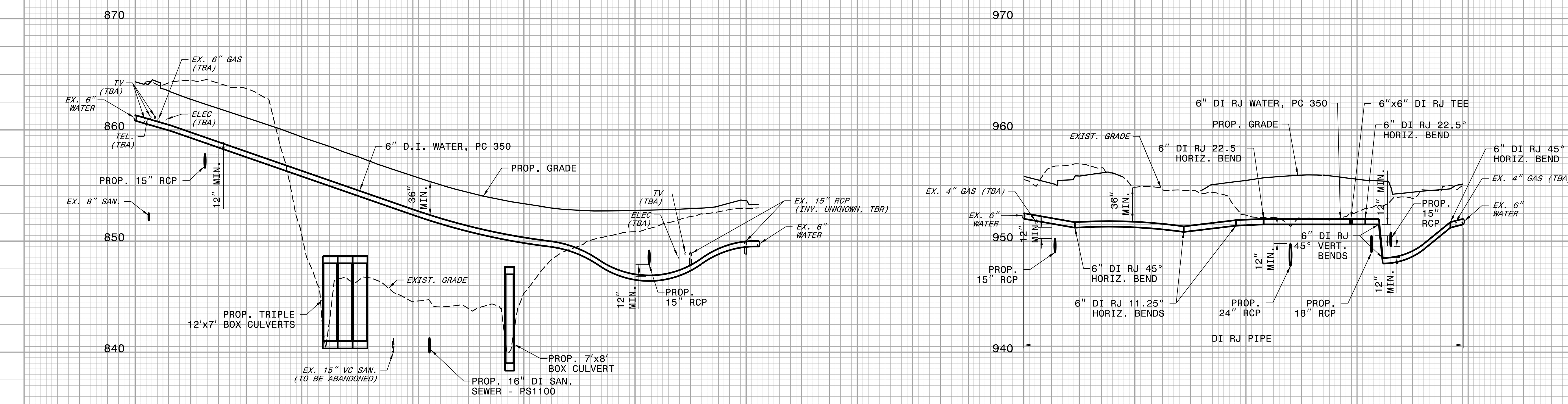
**DOCUMENT NOT CONSIDERED FINAL  
UNLESS ALL SIGNATURES COMPLETED**

REVISIONS



960  
950  
940  
930  
0+00 1+00 2+00 3+00 4+00 5+00 6+00 7+00 8+00 8+59

PW500  
(SEE SHEET UC-5)



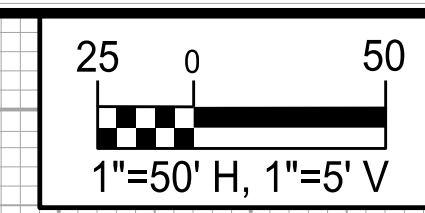
870  
860  
850  
840  
830  
0+00 1+00 2+00 3+00 4+00 5+00 5+61

PW700  
(SEE SHEET UC-19)

970  
960  
950  
940  
930  
0+00 1+00 2+00 3+00 3+96

PW800  
(SEE SHEETS UC-12 & UC-12A)

5/14/20

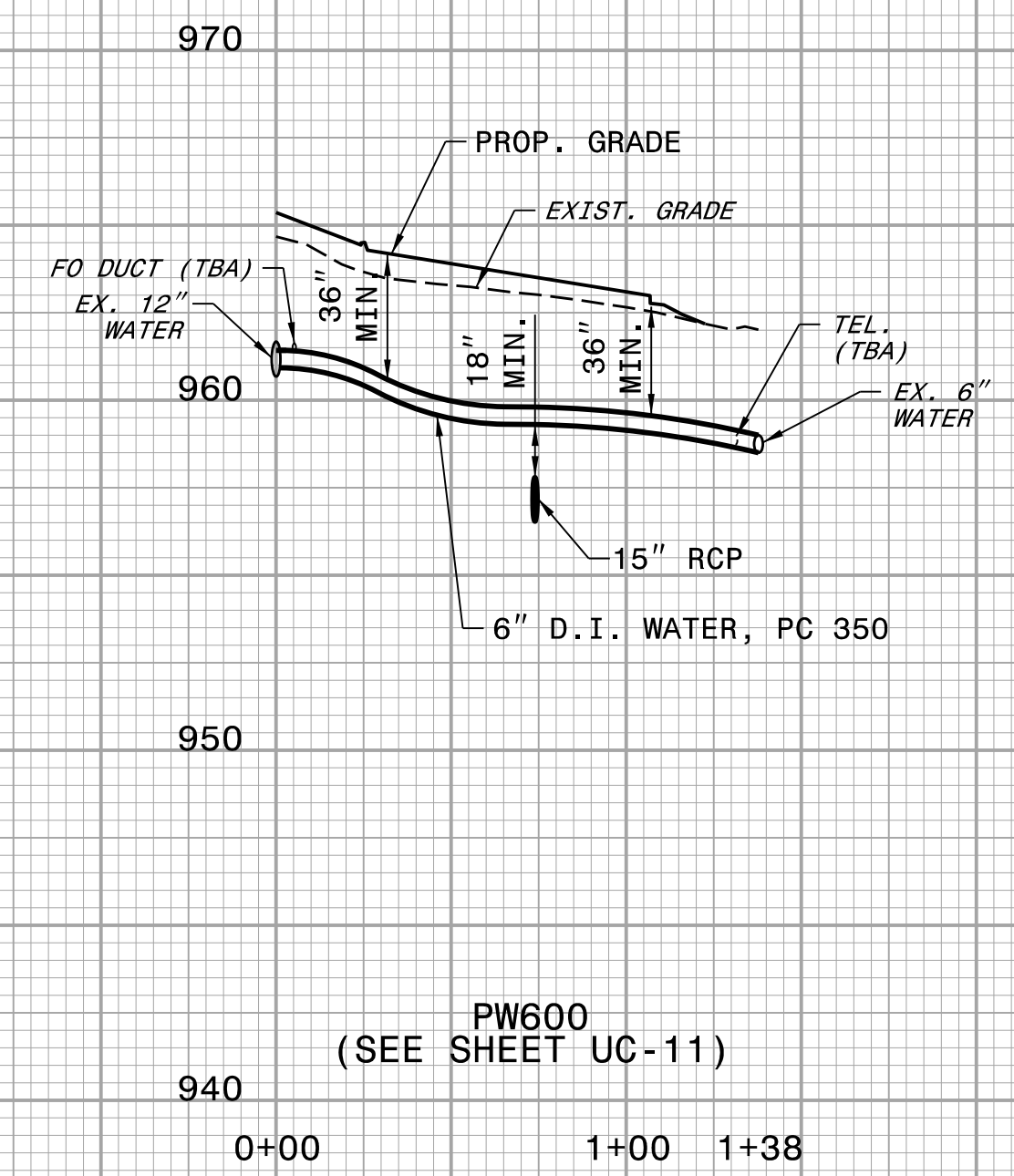
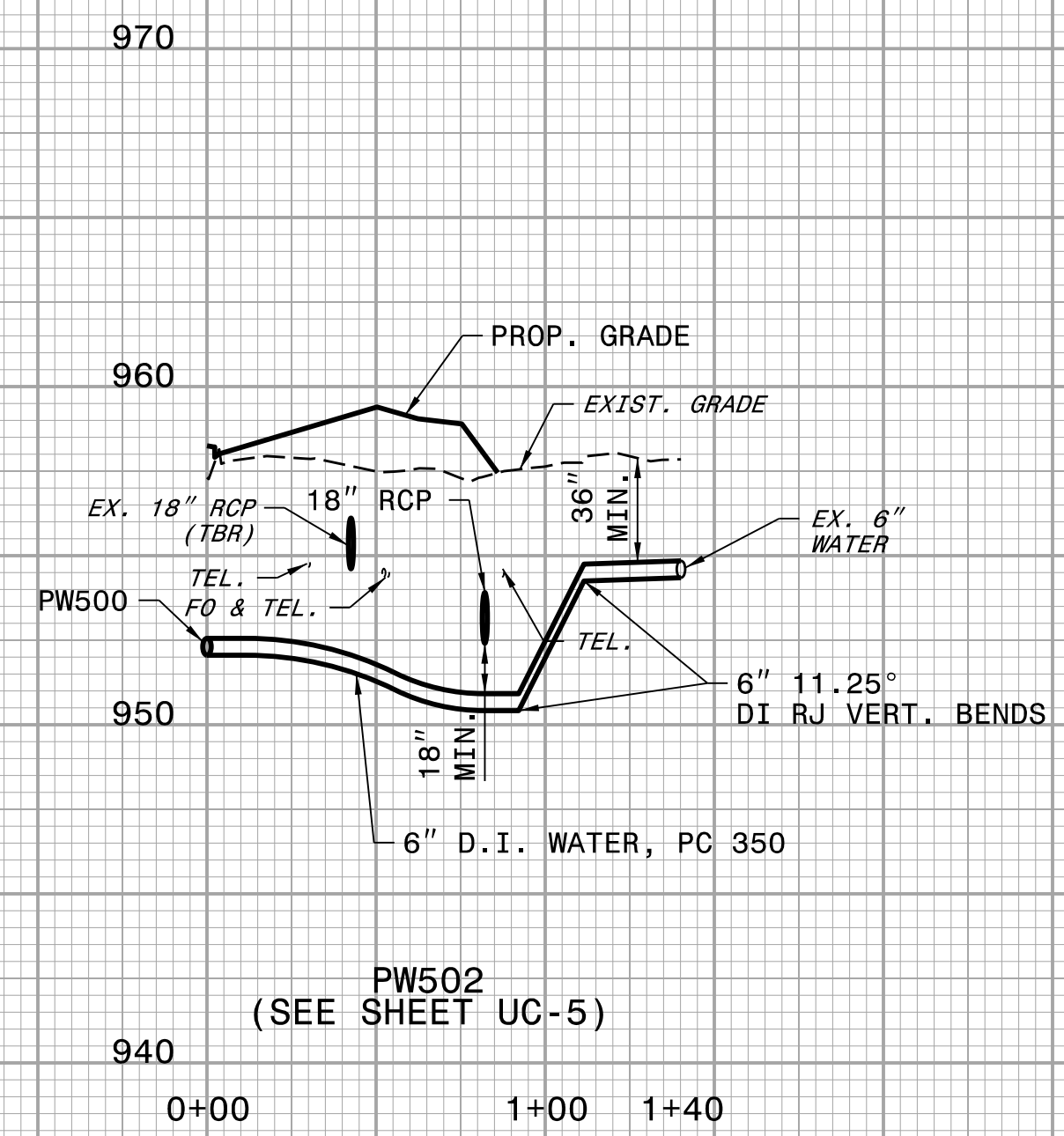
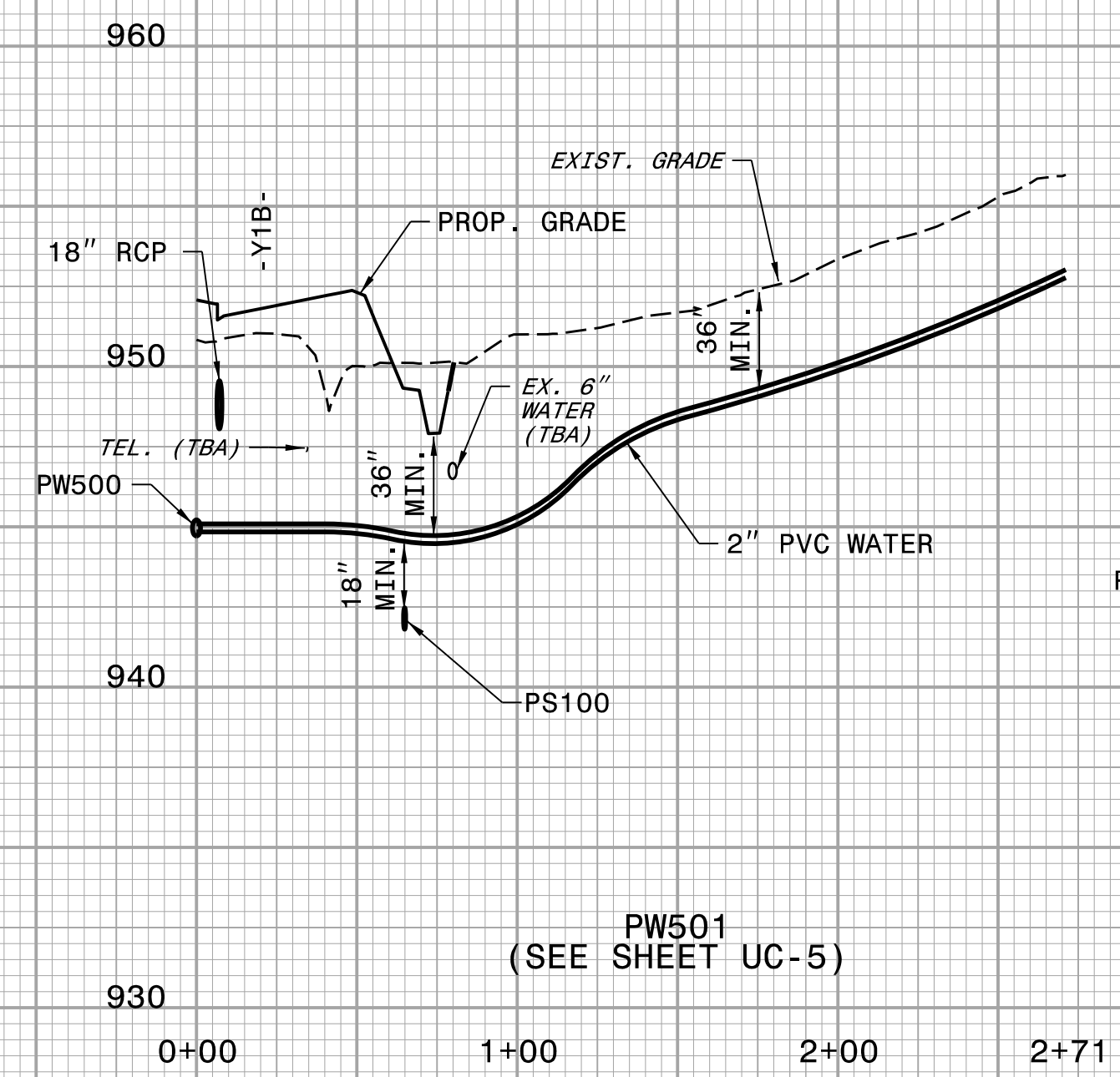


PROJECT REFERENCE NO. U-2579AB	SHEET NO. UC-31
DESIGNED BY: DMP	
DRAWN BY: DMP	
CHECKED BY: DMP	
APPROVED BY:	
REVISED:	
NORTH CAROLINA DEPARTMENT OF TRANSPORTATION 7/13/2021	
UTILITIES ENGINEERING SEC. PHONE: (919) 707-6690 FAX: (919) 250-4151	UTILITY CONSTRUCTION PLANS ONLY

### UTILITY CONSTRUCTION

**DOCUMENT NOT CONSIDERED FINAL  
UNLESS ALL SIGNATURES COMPLETED**

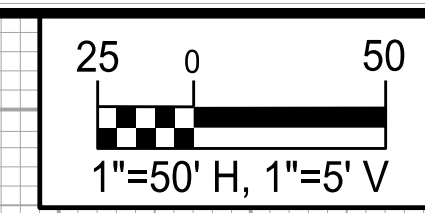
REVISIONS



46  
45  
44  
43  
42  
41  
40  
39  
38  
37  
36  
35  
34  
33  
32  
31  
30  
29  
28  
27  
26  
25  
24  
23  
22  
21  
20  
19  
18  
17  
16  
15  
14  
13  
12  
11  
10  
9  
8  
7  
6  
5  
4  
3  
2  
1



5/14/99



PROJECT REFERENCE NO. U-2579AB	SHEET NO. UC-32
DESIGNED BY: DMP	
DRAWN BY: DMP	
CHECKED BY: DMP	
APPROVED BY:	
REVISED:	
NORTH CAROLINA DEPARTMENT OF TRANSPORTATION 7/13/2024	
UTILITIES ENGINEERING SEC. PHONE: (919) 707-6690 FAX: (919) 250-4151	UTILITY CONSTRUCTION PLANS ONLY

### UTILITY CONSTRUCTION

**DOCUMENT NOT CONSIDERED FINAL  
UNLESS ALL SIGNATURES COMPLETED**

REVISIONS

