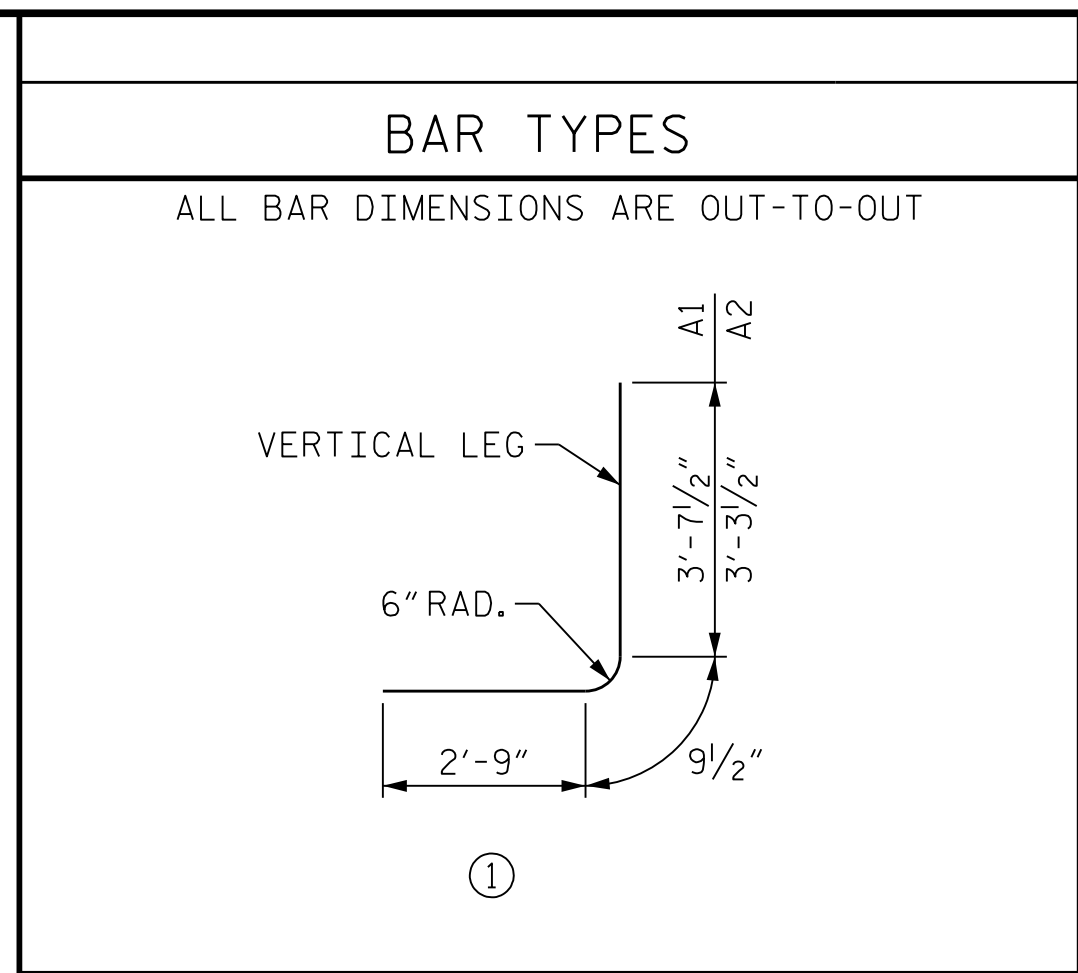



PLOT DRIVER: NCDOT STRUCTURES DEFAULT PLOTTER.plt  
 USER: PETERSON DATE: 5/20/2021  
 FILE: ...BILL OF MATERIALS - BARREL  
 PENTABLE: NCDOT STRUCTURES DEFAULT PEN.tbl  
 TIME: 10:29:27 AM



SPLICE LENGTH CHART		
BAR	SIZE	SPLICE
B1, B3	#4	1'-10"
C1	#4	2'-5"
S2	#8	4'-9"
A200-A218	#5	3'-0"
A400-A418	#6	2'-9"

BILL OF MATERIAL											
BAR	NO.	SIZE	TYPE	LENGTH	WEIGHT	BAR	NO.	SIZE	TYPE	LENGTH	WEIGHT
A1	316	# 6	1	7' - 2"	3402	A400	118	# 6	STR	38' - 3"	6779
A2	316	# 6	1	6' - 10"	3243	A401	4	# 6	STR	36' - 2"	217
A100	118	# 5	STR	38' - 3"	4708	A402	4	# 6	STR	34' - 2"	205
A101	4	# 5	STR	36' - 2"	151	A403	4	# 6	STR	32' - 3"	194
A102	4	# 5	STR	34' - 2"	143	A404	4	# 6	STR	30' - 3"	182
A103	4	# 5	STR	32' - 3"	135	A405	4	# 6	STR	28' - 4"	170
A104	4	# 5	STR	30' - 3"	126	A406	4	# 6	STR	26' - 4"	158
A105	4	# 5	STR	28' - 4"	118	A407	4	# 6	STR	24' - 5"	147
A106	4	# 5	STR	26' - 4"	110	A408	4	# 6	STR	22' - 5"	135
A107	4	# 5	STR	24' - 5"	102	A409	4	# 6	STR	20' - 6"	123
A108	4	# 5	STR	22' - 5"	94	A410	4	# 6	STR	18' - 6"	111
A109	4	# 5	STR	20' - 6"	86	A411	4	# 6	STR	16' - 6"	99
A110	4	# 5	STR	18' - 6"	77	A412	4	# 6	STR	14' - 7"	88
A111	4	# 5	STR	16' - 6"	69	A413	4	# 6	STR	12' - 7"	76
A112	4	# 5	STR	14' - 7"	61	A414	4	# 6	STR	10' - 8"	64
A113	4	# 5	STR	12' - 7"	52	A415	4	# 6	STR	8' - 8"	52
A114	4	# 5	STR	10' - 8"	45	A416	4	# 6	STR	6' - 9"	41
A115	4	# 5	STR	8' - 8"	36	A417	4	# 6	STR	4' - 9"	29
A116	4	# 5	STR	6' - 9"	28	A418	4	# 6	STR	2' - 10"	17
A117	4	# 5	STR	4' - 9"	20						
A118	4	# 5	STR	2' - 10"	12	B1	238	# 4	STR	8' - 11"	1418
A200	118	# 5	STR	38' - 3"	4708	B2	316	# 4	STR	6' - 0"	1267
A201	4	# 5	STR	36' - 2"	151	B3	476	# 4	STR	8' - 11"	2835
A202	4	# 5	STR	34' - 2"	143						
A203	4	# 5	STR	32' - 3"	135	C1	540	# 4	STR	27' - 9"	10010
A204	4	# 5	STR	30' - 3"	126						
A205	4	# 5	STR	28' - 4"	118	D1	12	# 6	STR	2' - 10"	51
A206	4	# 5	STR	26' - 4"	110						
A207	4	# 5	STR	24' - 5"	102	G1	8	# 5	STR	43' - 0"	359
A208	4	# 5	STR	22' - 5"	94						
A209	4	# 5	STR	20' - 6"	86	S2	12	# 8	STR	43' - 0"	1378
A210	4	# 5	STR	18' - 6"	77	REINFORCING STEEL					54,083 LBS
A211	4	# 5	STR	16' - 6"	69	FOR BARREL AND WINGS					
A212	4	# 5	STR	14' - 7"	61	CLASS A CONCRETE					
A213	4	# 5	STR	12' - 7"	52	CULVERT					328.0 C.Y.
A214	4	# 5	STR	10' - 8"	45	4 SILLS					4.0 C.Y.
A215	4	# 5	STR	8' - 8"	36	TOTAL					332.0 C.Y.
A216	4	# 5	STR	6' - 9"	28						
A217	4	# 5	STR	4' - 9"	20						
A218	4	# 5	STR	2' - 10"	12						
A300	118	# 6	STR	38' - 3"	6779						
A301	4	# 6	STR	36' - 2"	217						
A302	4	# 6	STR	34' - 2"	205						
A303	4	# 6	STR	32' - 3"	194						
A304	4	# 6	STR	30' - 3"	182						
A305	4	# 6	STR	28' - 4"	170						
A306	4	# 6	STR	26' - 4"	158						
A307	4	# 6	STR	24' - 5"	147						
A308	4	# 6	STR	22' - 5"	135						
A309	4	# 6	STR	20' - 6"	123						
A310	4	# 6	STR	18' - 6"	111						
A311	4	# 6	STR	16' - 6"	99						
A312	4	# 6	STR	14' - 7"	88						
A313	4	# 6	STR	12' - 7"	76						
A314	4	# 6	STR	10' - 8"	64						
A315	4	# 6	STR	8' - 8"	52						
A316	4	# 6	STR	6' - 9"	41						
A317	4	# 6	STR	4' - 9"	29						
A318	4	# 6	STR	2' - 10"	17						

PROJECT NO. U-2579AB  
FORSYTH COUNTY  
 STATION: 18+22.67 -Y5B-  
 SHEET 5 OF 9



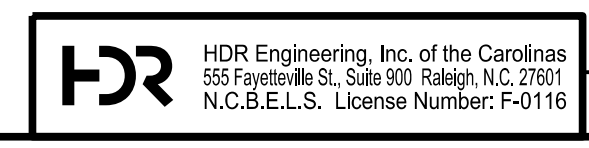
STATE OF NORTH CAROLINA  
 DEPARTMENT OF TRANSPORTATION  
 RALEIGH

**TRIPLE BARREL  
 12 FT. X 7 FT.  
 CONCRETE BOX CULVERT  
 117° SKEW**

REVISIONS					
NO.	BY:	DATE:	NO.	BY:	DATE:
1			3		
2			4		

SHEET NO. C5-5  
TOTAL SHEETS 9

DES BY: <u>T. MCALEENAN</u>	DATE: <u>07/19</u>	DWG BY: <u>T. MCALEENAN</u>	DATE: <u>07/19</u>
DES CHK: <u>R. TURNAGE</u>	DATE: <u>07/19</u>	CHK BY: <u>R. TURNAGE</u>	DATE: <u>07/19</u>



**DOCUMENT NOT CONSIDERED FINAL  
 UNLESS ALL SIGNATURES COMPLETED**