DocuSign Envelope ID: DE6740A4-FEC9-4E42-A6E4-171FA990A55C

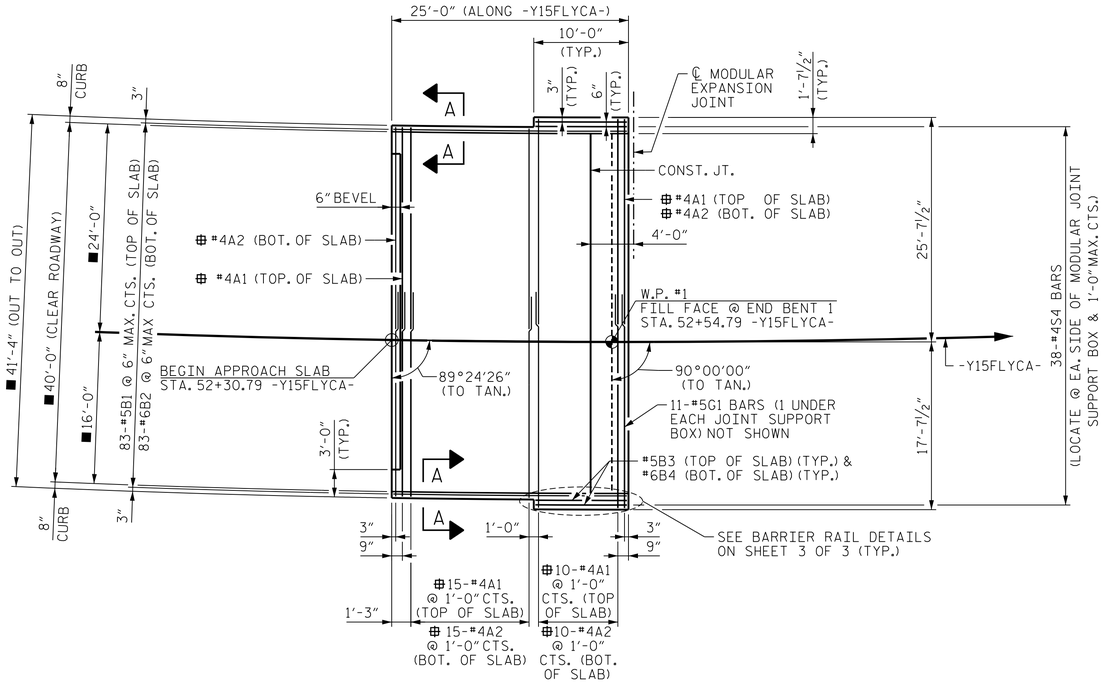

PLAN AT END BENT 1

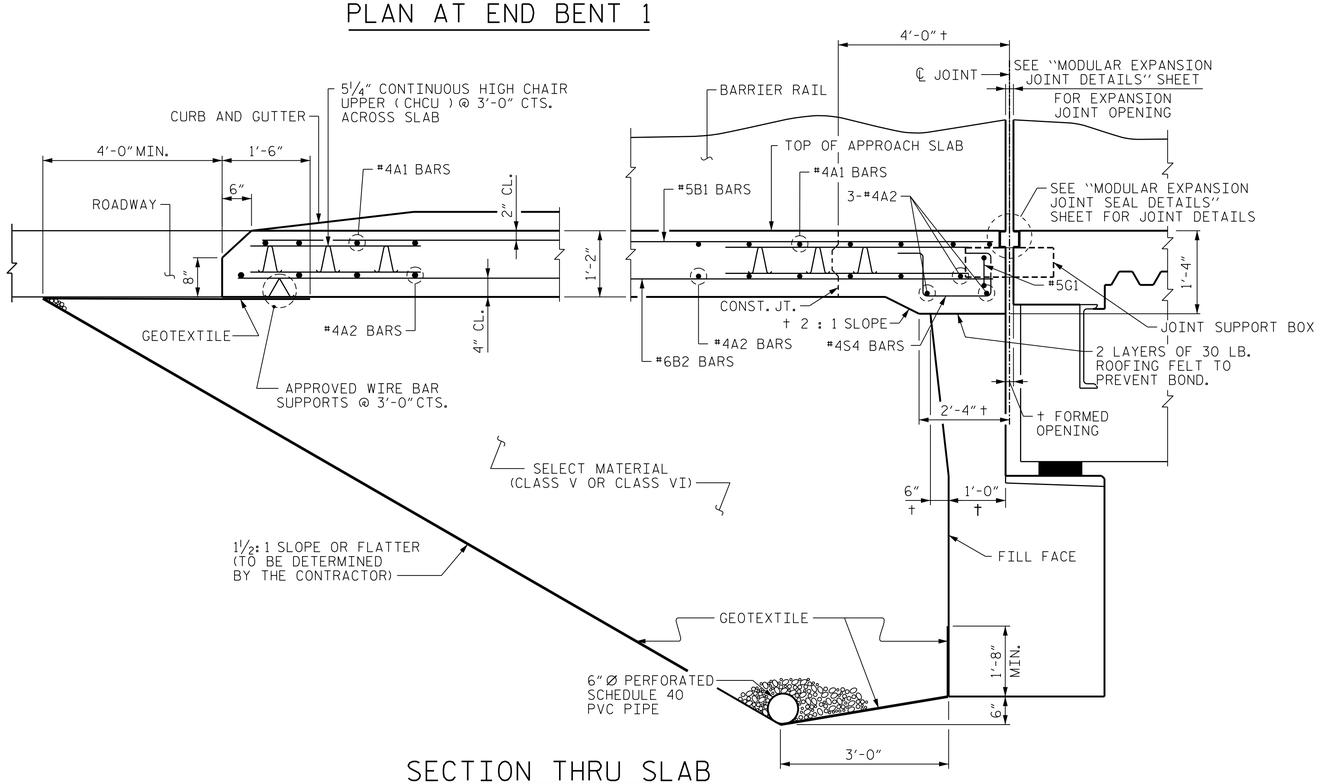

SECTION THRU SLAB

(TYPE I - STANDARD APPROACH FILL)

BILL OF MATERIAL					
APPROACH SLAB 1					
BAR	NO.	SIZE	TYPE	LENGTH	WEIGHT
✳ A1	50	#4	STR.	22'-5"	749
A2	52	#4	STR.	22'-3"	773
✳ B1	83	#5	STR.	23'-10"	2,064
B2	83	#6	STR.	24'-4"	3,034
✳ B3	4	#5	STR.	9'-8"	41
B4	4	#6	STR.	9'-8"	59
✳ G1	11	#5	1	3'-8"	43
✳ S4	38	#4	2	4'-5"	113
REINFORCING STEEL					3,866 LBS.
✳ EPOXY COATED REINFORCING STEEL					3,010 LBS.
Δ CLASS AA CONCRETE					46.1 C. Y.

BAR TYPES

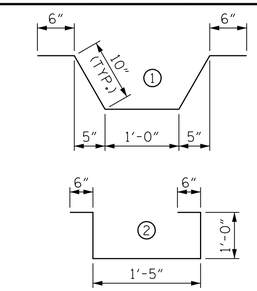

(ALL BAR DIMENSIONS ARE OUT TO OUT)

Δ = CONCRETE QUANTITY DOES NOT INCLUDE BARRIER RAIL
† = NORMAL TO END BENT
■ = RADIAL DIMENSION
⊕ = 2 BAR RUN

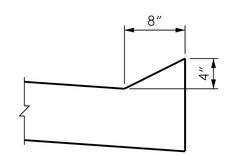

SECTION A-A

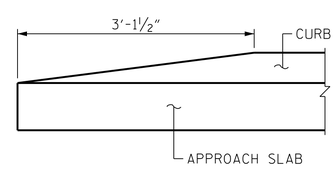

END OF CURB WITHOUT SHOULDER BERM GUTTER

CURB DETAILS

SPLICE LENGTHS		
BAR SIZE	EPOXY COATED	UNCOATED
#4	1'-11"	1'-7"
#5	2'-5"	2'-0"
#6	3'-7"	2'-5"

NOTES

FOR BRIDGE APPROACH FILL INCLUDING GEOTEXTILE, 6" Ø DRAINAGE PIPE, AND SELECT MATERIAL BACKFILL, SEE ROADWAY PLANS.

GEOTEXTILE SHALL BE TYPE 1 IN ACCORDANCE WITH THE STANDARD SPECIFICATIONS SECTION 1056.

SELECT MATERIAL BACKFILL (CLASS V OR CLASS VI) SHALL BE IN ACCORDANCE WITH STANDARD SPECIFICATIONS SECTION 1016.

SELECT MATERIAL BACKFILL IS TO BE CONTINUOUS ALONG FILL FACE OF BACKWALL FROM OUTSIDE EDGE TO OUTSIDE EDGE OF APPROACH SLAB.

APPROACH SLAB SHALL NOT BE CONSTRUCTED PRIOR TO COMPLETION OF THE BRIDGE DECK.

FOR THE 6" Ø DRAINAGE PIPE OUTLET(S), SEE ROADWAY STANDARD DRAWINGS.

AREA BETWEEN THE WINGWALL AND APPROACH SLAB SHALL BE GRADED TO DRAIN THE WATER AWAY FROM THE FILL FACE OF THE BRIDGE AND SHALL BE PAVED. SEE ROADWAY PLANS.

PROJECT NO. U-2579AB
FORSYTH COUNTY
STATION: 58+33.94 -Y15FLYCA-

SHEET 1 OF 3

STATE OF NORTH CAROLINA
DEPARTMENT OF TRANSPORTATION
RALEIGH

BRIDGE APPROACH SLAB PLAN AND SECTION

NORTH CAROLINA PROFESSIONAL SEAL 29589 ENGINEER DOMENIC A. COLETTI

Domenic A. Coletti 10/15/2021

DOCUMENT NOT CONSIDERED FINAL UNLESS ALL SIGNATURES COMPLETED

HDR Engineering, Inc. of the Carolinas
555 Fayetteville St., Suite 900 Raleigh, N.C. 27601
N.C.B.E.L.S. License Number: F-0116

REVISIONS							
NO.	BY:	DATE:	NO.	BY:	DATE:	SHEET NO. S06-127
1	--	--	3	--	--	TOTAL SHEETS 129
2	--	--	4	--	--	

DES BY: L. ZAMPETTI	DATE: 07/19	DWG BY: M. SELLS	DATE: 07/19
DES CHK: J. ROBERTS	DATE: 07/19	CHK BY: S. NIFONG	DATE: 12/19

PLOT DRIVER: NCDOT_pdf_color_eng_50.plt USER: PPETERSO DATE: 10/14/2021 FILE: ...\BRIDGE PENTABLE: NCDOT STRUCTURES DEFAULT PEN.tbl TIME: 5:26:10 PM