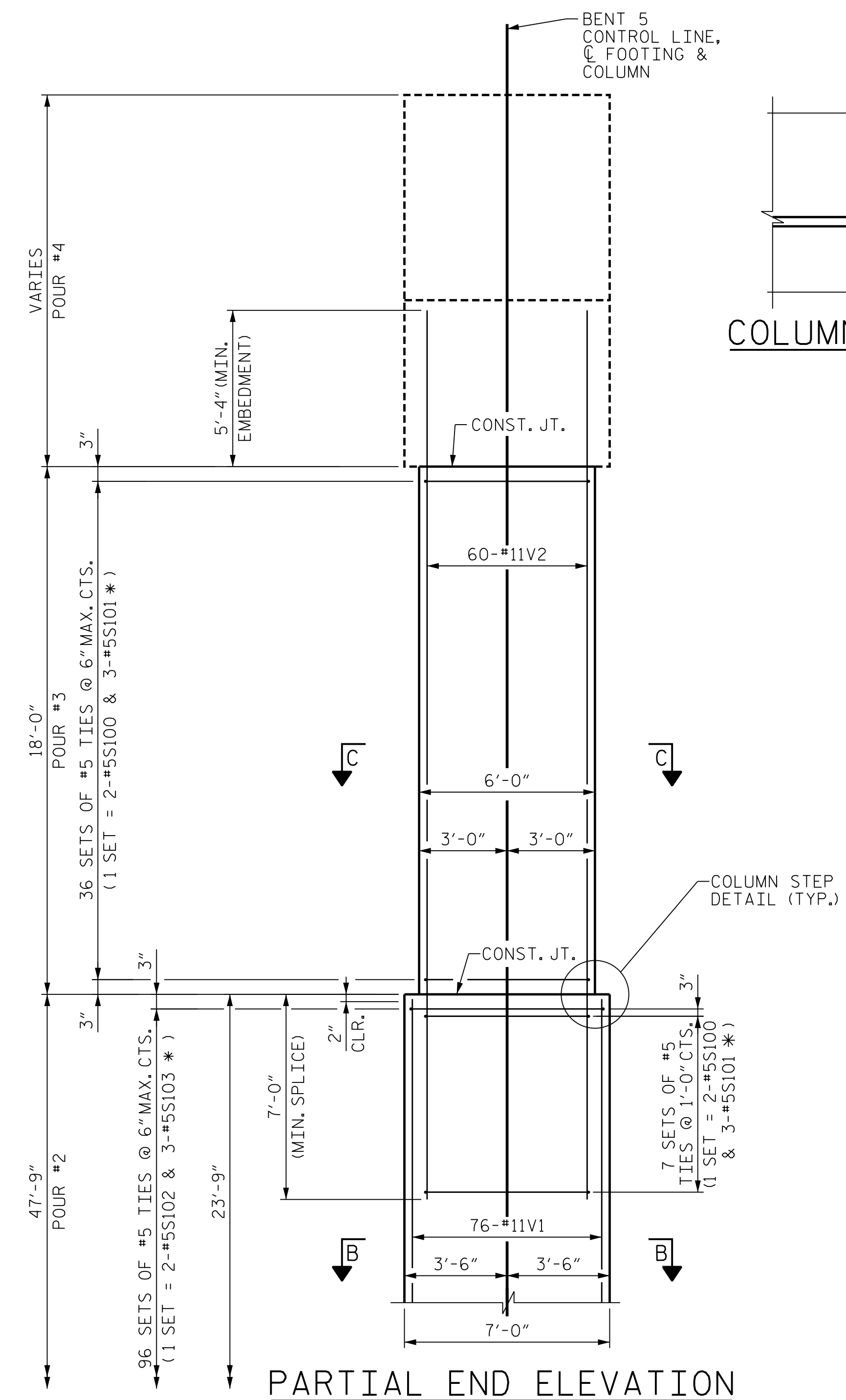
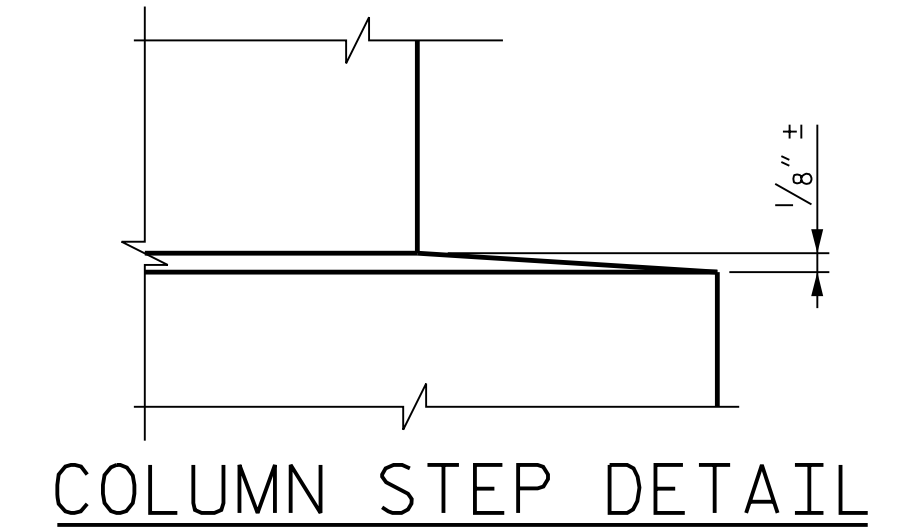


PARTIAL FRONT ELEVATION

* INVERT ORIENTATION OF ALTERNATE #5S101 AND #5S103 TIES



PARTIAL END ELEVATION



COLUMN STEP DETAIL

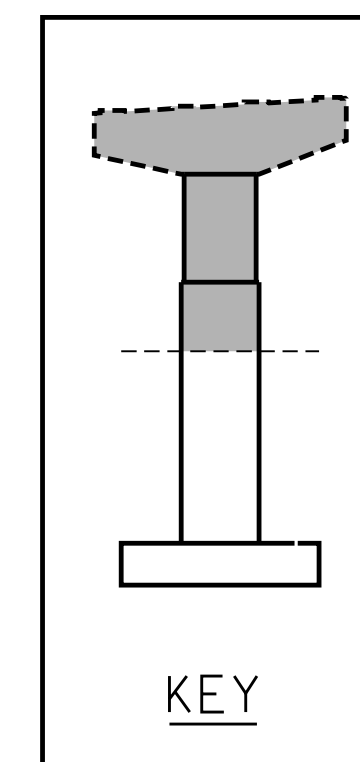
NOTES

FOR SECTION B-B, SEE "SUBSTRUCTURE BENT 5 FOOTING & COLUMN DETAILS", SHEET 3 OF 6.

FOR SECTION C-C, SEE "SUBSTRUCTURE BENT 5 BENT CAP DETAILS", SHEET 5 OF 6.

FOR DETAILS OF BENT CAP, SEE "SUBSTRUCTURE BENT 5 BENT CAP PLAN AND ELEVATION", SHEET 4 OF 6 AND "SUBSTRUCTURE BENT 5 BENT CAP DETAILS", SHEET 5 OF 6.

FOR ADDITIONAL NOTES, SEE "SUBSTRUCTURE BENT 1 ELEVATIONS", SHEET 1 OF 5.



PROJECT NO. U-2579AB

FORSYTH COUNTY

STATION: 47+63.62 -Y15FLYBD-

SHEET 2 OF 6

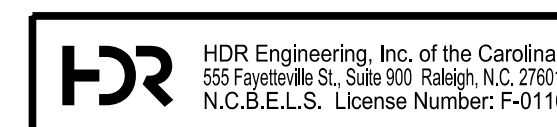
STATE OF NORTH CAROLINA
DEPARTMENT OF TRANSPORTATION
RALEIGH

SUBSTRUCTURE
BENT 5
ELEVATIONS

REVISIONS

NO.	BY:	DATE:	NO.	BY:	DATE:
1	--	--	3	--	--
2	--	--	4	--	--

SHEET NO.
S05-099
TOTAL SHEETS
116



DOCUMENT NOT CONSIDERED FINAL
UNLESS ALL SIGNATURES COMPLETED

PLOT DRIVER: NCDOT.pdf_color_eng-50.ppt
USER: PPETERSO DATE: 10/11/2021
FILE: ...SUBSTR

DES BY: K. OLIVER	DATE: 11/19	DWG BY: B. PETERSON	DATE: 11/19
DES CHK: N. LIU	DATE: 11/19	CHK BY: N. LIU	DATE: 12/19